

# JellisCraig

MOUNT EVELYN

# Suburb Report

Know your neighbourhood.



MOUNT EVELYN SUBURB REPORT

Median House Price\*

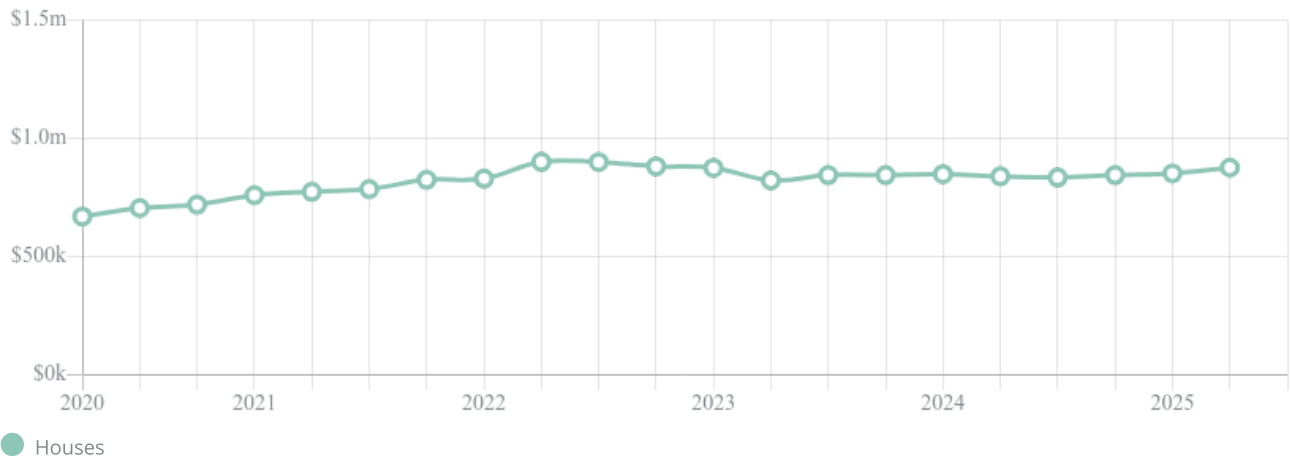
Median

\$877k

Quarterly Price Change

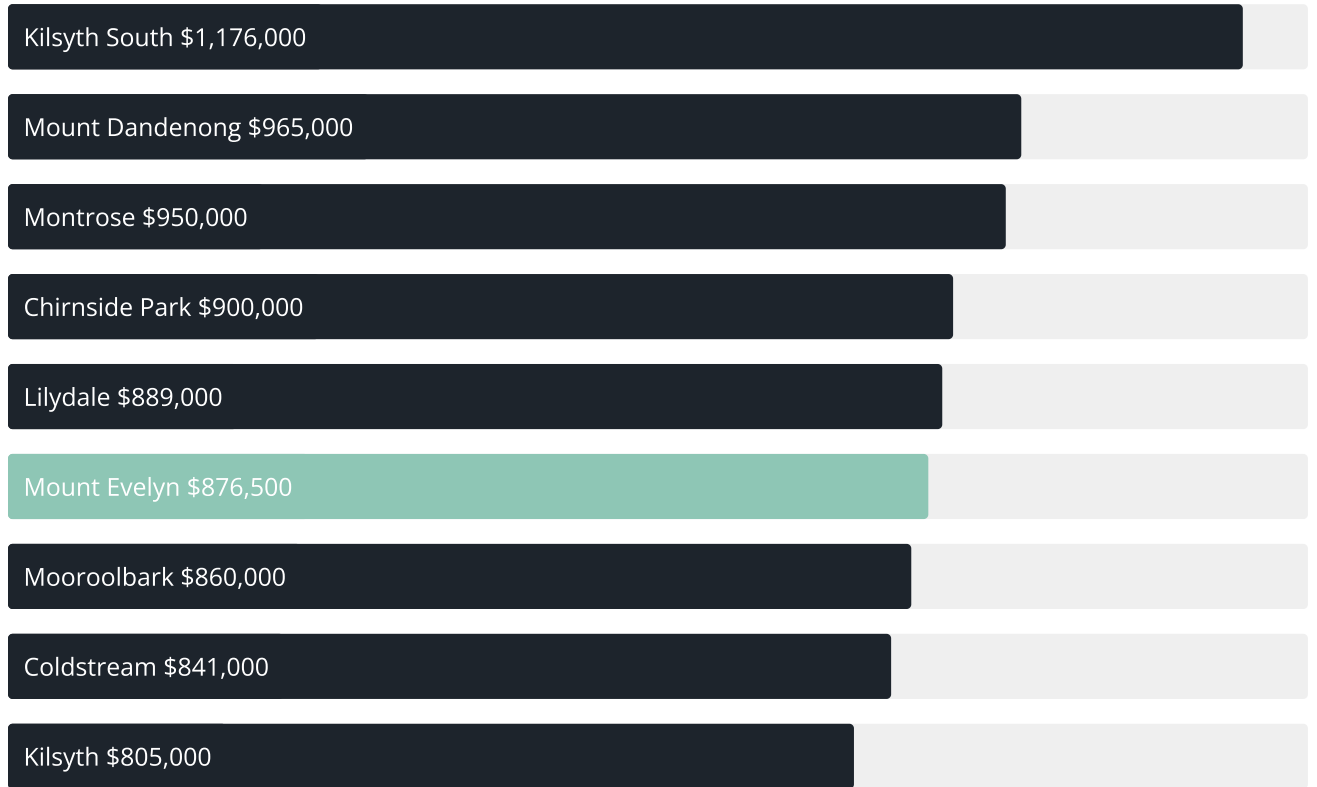
2.87%↑

Quarterly Price Change\*



## MOUNT EVELYN SUBURB REPORT

### Median House Sale Price<sup>\*</sup>



### Median Unit Sale Price<sup>\*</sup>



## MOUNT EVELYN SUBURB REPORT

## Sale Method\*



● Auction 3%

● Private 97%

## Auction Clearance Rate\*

100%

## Median Days on Market^

31 days

## Average Hold Period\*

7.5 years

## Dwelling Type^



● Houses 98%

● Units 2%

## Ownership^



● Owned Outright 34%

● Mortgaged 60%

● Rented 5%

## Population^

9,799

## Median Asking Rent per week\*

\$590

## Population Growth^

0

## Rental Yield\*

3.61%

## Median Age^











38 years

## Median Household Size^











2.8 people

## MOUNT EVELYN SUBURB REPORT











Discover a snapshot of the most recent results for this suburb, to view the full 12 months of sales history, please go to [jellisicraig.com.au/suburbinsights](https://jellisicraig.com.au/suburbinsights)

Address	Bedrooms	Type	Price	Sold
 111 Bailey Rd Mount Evelyn	3	House	\$790,000	06 Aug 2025
 11 Waycott Way Mount Evelyn	5	House	\$1,755,000	06 Aug 2025
 10 Clematis Rd Mount Evelyn	4	House	\$1,100,000	06 Aug 2025
 6 Cameron Rd MOUNT EVELYN	4	House	\$1,060,000	25 Jul 2025
 5/62 Birmingham Rd Mount Evelyn	3	Unit	\$825,000	14 Jul 2025
 28 Buckmaster Dr Mount Evelyn	5	House	\$1,011,000	12 Jul 2025
 14 Kuyura Rd Mount Evelyn	3	House	\$890,000	10 Jul 2025
 14 Russell St Mount Evelyn	3	House	\$716,300	07 Jul 2025
 42 Fernhill Rd MOUNT EVELYN	4	House	\$977,000	30 Jun 2025
 126 Birmingham Rd Mount Evelyn	3	House	\$780,000	30 Jun 2025

## MOUNT EVELYN SUBURB REPORT

Address	Bedrooms	Type	Price	Sold
 22 Clematis Rd Mount Evelyn	4	House	\$765,000	24 Jun 2025
 12 Railway Rd Mount Evelyn	3	House	\$750,000	17 Jun 2025
 1C Marcus St Mount Evelyn	3	House	\$737,500	10 Jun 2025
 36 Joy Av MOUNT EVELYN	3	House	\$785,000	06 Jun 2025
 12 Leggett Dr Mount Evelyn	3	House	\$840,000	03 Jun 2025
 4 Katherine Pl Mount Evelyn	4	House	\$875,000	01 Jun 2025
 21 Reserves Rd Mount Evelyn	6	House	\$1,152,500	30 May 2025
 12 George St Mount Evelyn	5	House	\$1,080,000	30 May 2025
 41 Forge Rd Mount Evelyn	3	House	\$760,000	28 May 2025
 48 Marcus St Mount Evelyn	3	House	\$765,000	23 May 2025

## MOUNT EVELYN SUBURB REPORT

Address	Bedrooms	Type	Price	Sold
 8 Adams Pl Mount Evelyn	3	House	\$935,000	23 May 2025
 33 Spring St Mount Evelyn	0	Land	\$570,000	21 May 2025
 3 Moet Cl Mount Evelyn	3	House	\$837,000	17 May 2025
 18 Kemp Av Mount Evelyn	4	House	\$1,100,000	17 May 2025
 39 Hereford Rd Mount Evelyn	3	House	\$820,000	14 May 2025
 5 Priestley Cr Mount Evelyn	4	House	\$995,000	13 May 2025
 Russell St Mount Evelyn	3	House	\$716,300	13 May 2025
 22 Reserves Rd Mount Evelyn	4	House	\$941,000	08 May 2025
 8 Reserves Rd Mount Evelyn	4	House	\$920,000	06 May 2025
 44 Marcus St Mount Evelyn	3	House	\$720,000	01 May 2025



Mooroolbark Office  
46-52 Brice Avenue, Mooroolbark  
(03) 9726 8888

[jellisrcraig.com.au](http://jellisrcraig.com.au)

Data is current as of PDF generation date 10/08/2025

\* Updated Quarterly for the past 12 months

^ Updated daily for the past quarter

~ Updated daily: 33 recent results.

This publication contains data, analytics, statistics and other information supplied by PROPERTYDATAONLINE PTY LTD (PropertyData). The data provided in this publication is of a general nature and should not be construed as specific advice or relied upon in lieu of appropriate professional advice.

PropertyData relies upon data supplied by third parties and while the data is checked and reviewed, PropertyData does not warrant the accuracy or completeness of the information to the full extent permitted by the law and excludes all loss or damage howsoever arising (including through negligence) in connection with the data supplied by PropertyData. The State of Victoria owns the copyright in the Property Sales Data and reproduction of that data in any way without the consent of the State of Victoria will constitute a breach of the Copyright Act 1968 (cth). The State of Victoria does not warrant the accuracy or completeness of the Property Sales Data and any person using or relying upon such information does so on the basis that the State of Victoria accepts no responsibility or liability whatsoever for any errors, faults, defects or omissions in the information supplied.