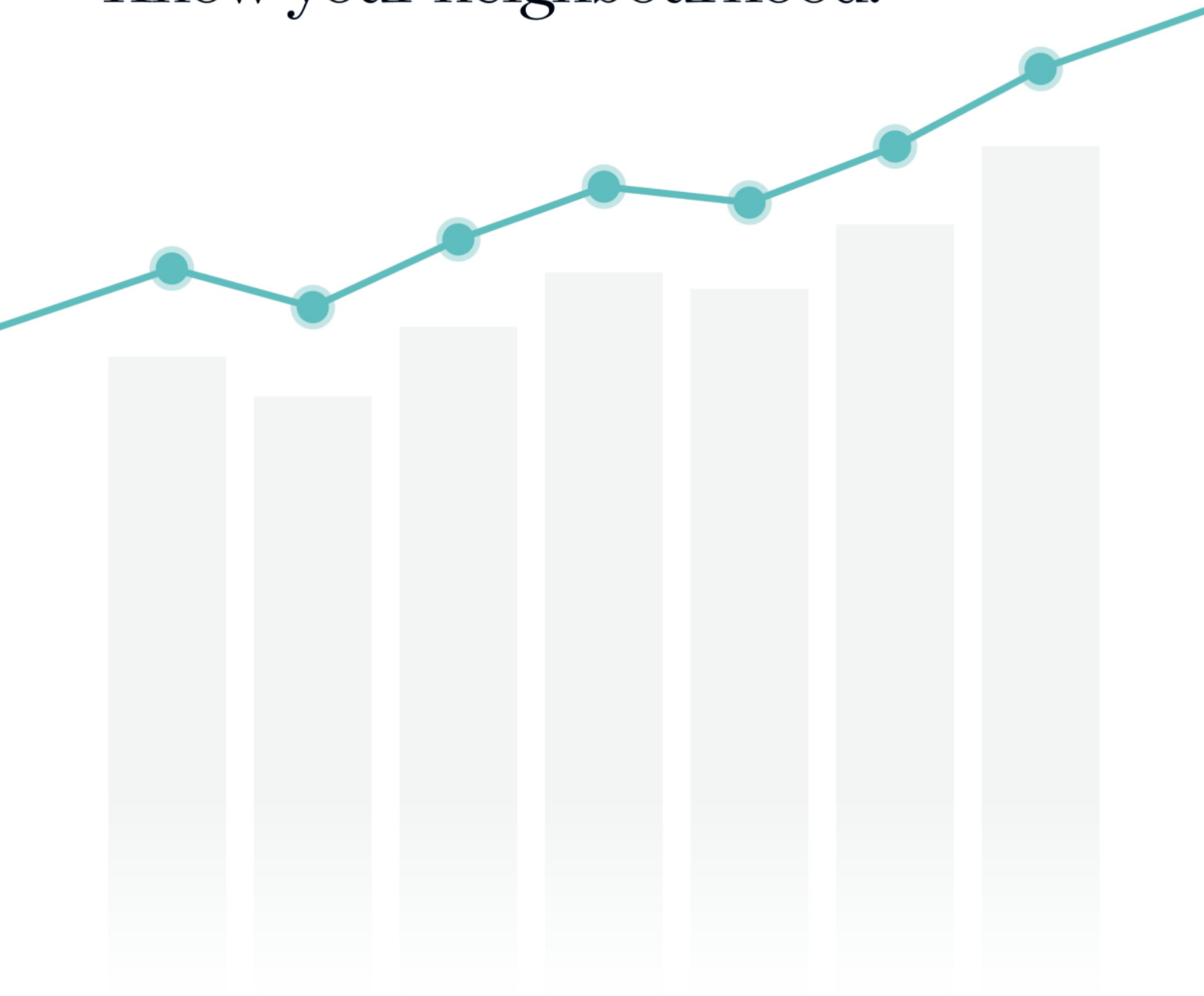


Suburb Report

Know your neighbourhood.



Property Prices

Median House Price*

Median

\$843k

Quarterly Price Change

0.89% ↑

Median Unit Price*

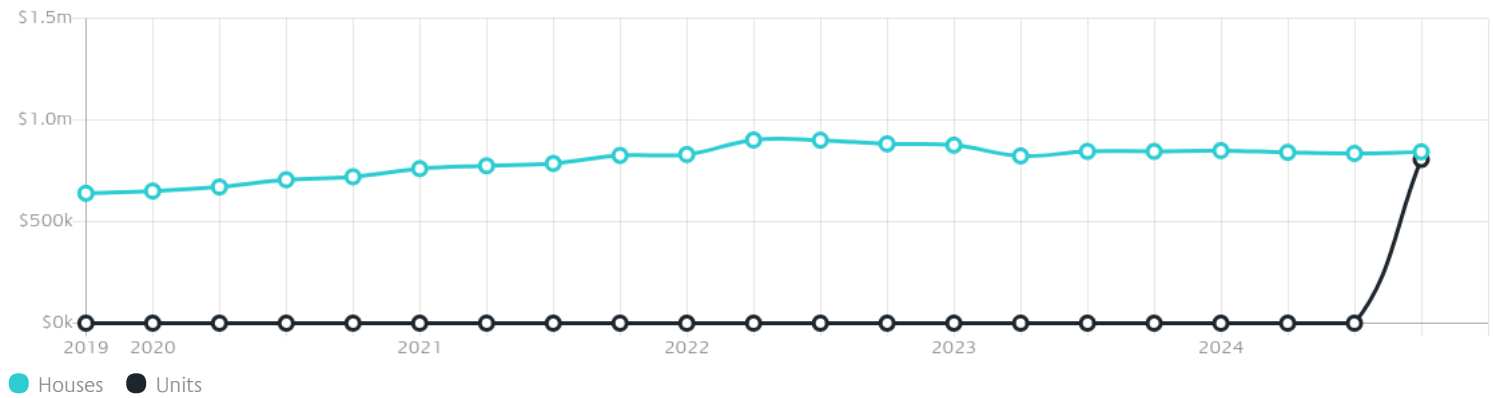
Median

\$805k

Quarterly Price Change

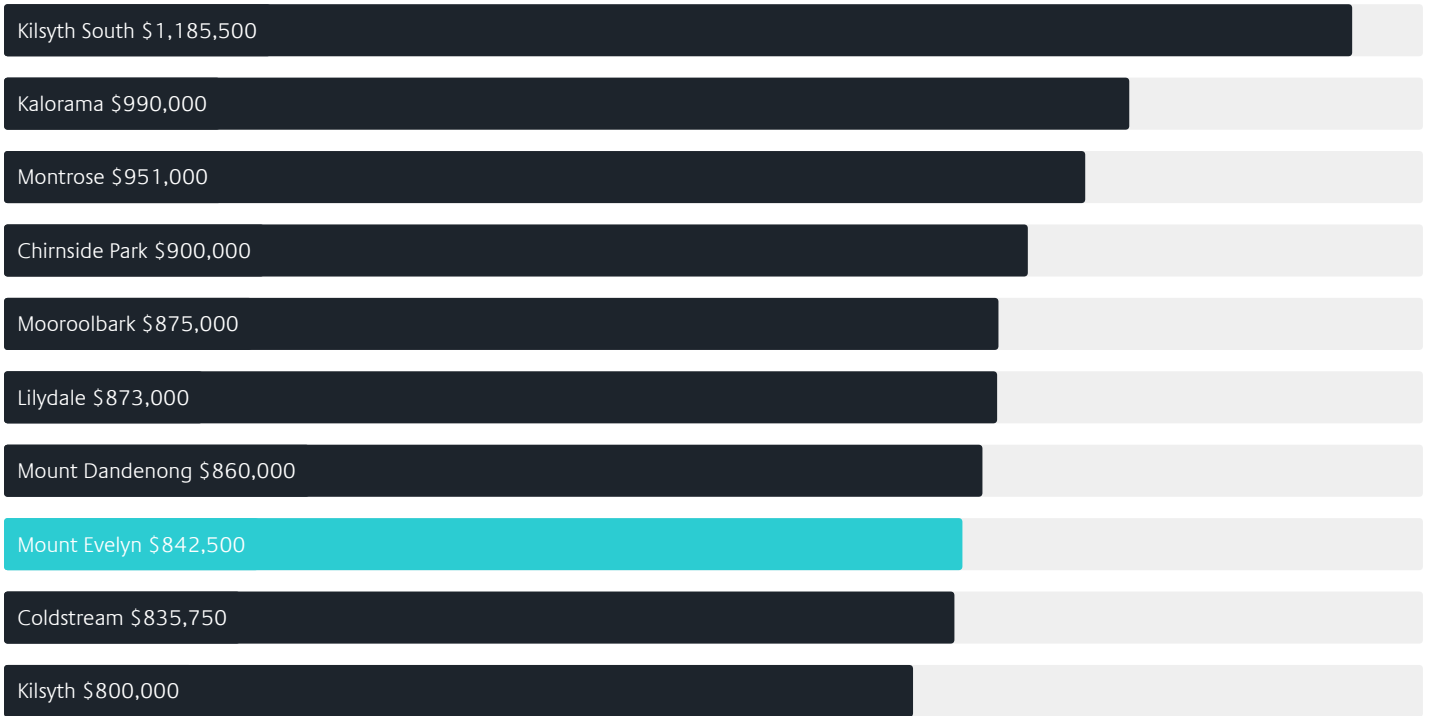
0.00% ↓

Quarterly Price Change*




Surrounding Suburbs

Median House Sale Price*



Median Unit Sale Price*



Sales Snapshot

Sale Method^{*}



● Auction 3%
● Private 97%

Median Days on Market[^]

41 days

Average Hold Period^{*}

7.5 years

Insights

Dwelling Type[^]



● Houses 98% ● Units 2%

Ownership[^]



● Owned Outright 34% ● Mortgaged 60% ● Rented 5%

Population[^]

9,799

Median Asking Rent per week^{*}

\$600

Population Growth[^]

0

Rental Yield^{*}

3.61%

Median Age[^]













38 years

Median Household Size[^]

2.8 people













Sold Properties~

Discover a snapshot of the most recent results for this suburb, to view the full 12 months of sales history, please go to jellisraig.com.au/suburbinsights

Address	Bedrooms	Type	Price	Sold
 8 Marshall St MOUNT EVELYN	6	House	\$1,115,000	18 Jan 2025
 4d Marshall St Mount Evelyn	3	House	\$750,000	31 Dec 2024
 2/5 Hordern Rd Mount Evelyn	3	Townhouse	\$734,000	31 Dec 2024
 21 North Av MOUNT EVELYN	4	House	\$890,000	22 Dec 2024
 52 Marcus St Mount Evelyn	1	House	\$724,500	19 Dec 2024
 87 York Rd Mount Evelyn	6	House	\$1,350,000	19 Dec 2024
 4/62 Birmingham Rd Mount Evelyn	3	Unit	\$845,000	19 Dec 2024
 38 Marcus St Mount Evelyn	3	House	\$757,000	14 Dec 2024
 106 Commercial Rd Mount Evelyn	3	House	\$830,000	09 Dec 2024
 5 Warrawee Rd Mount Evelyn	3	House	\$900,000	07 Dec 2024
 11 Francis Cr Mount Evelyn	4	House	\$1,530,000	04 Dec 2024
 57 Johns Cr Mount Evelyn	3	House	\$792,000	04 Dec 2024













MOUNT EVELYN SUBURB REPORT

Sold Properties~

Address	Bedrooms	Type	Price	Sold
 53b Hereford Rd MOUNT EVELYN	3	House	\$724,000	30 Nov 2024
 17 Inverness Rd Mount Evelyn	3	House	\$775,000	25 Nov 2024
 2 Michael La MOUNT EVELYN	4	House	\$1,010,000	14 Nov 2024
 20 Leggett Dr Mount Evelyn	4	House	\$1,156,500	13 Nov 2024
 11a Fernhill Rd Mount Evelyn	0	Land	\$525,000	12 Nov 2024
 2/62 Birmingham Rd Mount Evelyn	3	Unit	\$847,500	08 Nov 2024
 49 Russell St MOUNT EVELYN	4	House	\$1,100,000	07 Nov 2024
 17 Everton Rd Mount Evelyn	3	House	\$700,000	07 Nov 2024
 2 Artisan Cl Mount Evelyn	3	Unit	\$800,000	07 Nov 2024
 40 Aqueduct Av Mount Evelyn	2	House	\$695,000	07 Nov 2024
 6/62 Birmingham Rd Mount Evelyn	3	Flat/Unit/Apartment	\$875,000	30 Oct 2024
 4 View St Mount Evelyn	3	House	\$800,000	28 Oct 2024

MOUNT EVELYN SUBURB REPORT

Sold Properties~

Address	Bedrooms	Type	Price	Sold
 26 Spring St Mount Evelyn	3	House	\$741,920	24 Oct 2024
 10 Hilltop Cr Mount Evelyn	4	House	\$880,500	18 Oct 2024
 30 Hereford Rd Mount Evelyn	3	House	\$700,000	14 Oct 2024
 95 Fernhill Rd Mount Evelyn	4	House	\$960,000	11 Oct 2024
 6 Everton Rd Mount Evelyn	3	House	\$895,000	07 Oct 2024
 65 Bailey Rd Mount Evelyn	3	House	\$750,000	05 Oct 2024
 100 Commercial Rd Mount Evelyn	3	House	\$753,000	24 Sep 2024
 10 Harvey St Mount Evelyn	3	House	\$745,000	20 Sep 2024
 302 Swansea Rd Mount Evelyn	3	House	\$731,000	10 Sep 2024
 1/65 Birmingham Rd Mount Evelyn	2	Unit	\$405,000	09 Sep 2024
 33 The Crescent MOUNT EVELYN	4	House	\$1,000,000	07 Sep 2024
 1 Johns Cr Mount Evelyn	4	House	\$955,000	05 Sep 2024

Jellis Craig

Mooroolbark Office
46-52 Brice Avenue, Mooroolbark
(03) 9726 8888

jelliscraig.com.au

Data is current as of PDF generation date 01/02/2025

* Updated Quarterly for the past 12 months

^ Updated daily for the past quarter

~ Updated daily: 33 recent results.

This publication contains data, analytics, statistics and other information supplied by PROPERTYDATAONLINE PTY LTD (PropertyData). The data provided in this publication is of a general nature and should not be construed as specific advice or relied upon in lieu of appropriate professional advice.

PropertyData relies upon data supplied by third parties and while the data is checked and reviewed, PropertyData does not warrant the accuracy or completeness of the information to the full extent permitted by the law and excludes all loss or damage howsoever arising (including through negligence) in connection with the data supplied by PropertyData. The State of Victoria owns the copyright in the Property Sales Data and reproduction of that data in any way without the consent of the State of Victoria will constitute a breach of the Copyright Act 1968 (cth). The State of Victoria does not warrant the accuracy or completeness of the Property Sales Data and any person using or relying upon such information does so on the basis that the State of Victoria accepts no responsibility or liability whatsoever for any errors, faults, defects or omissions in the information supplied.