

Suburb Report

Know your neighbourhood.



Property Prices

Median House Price*

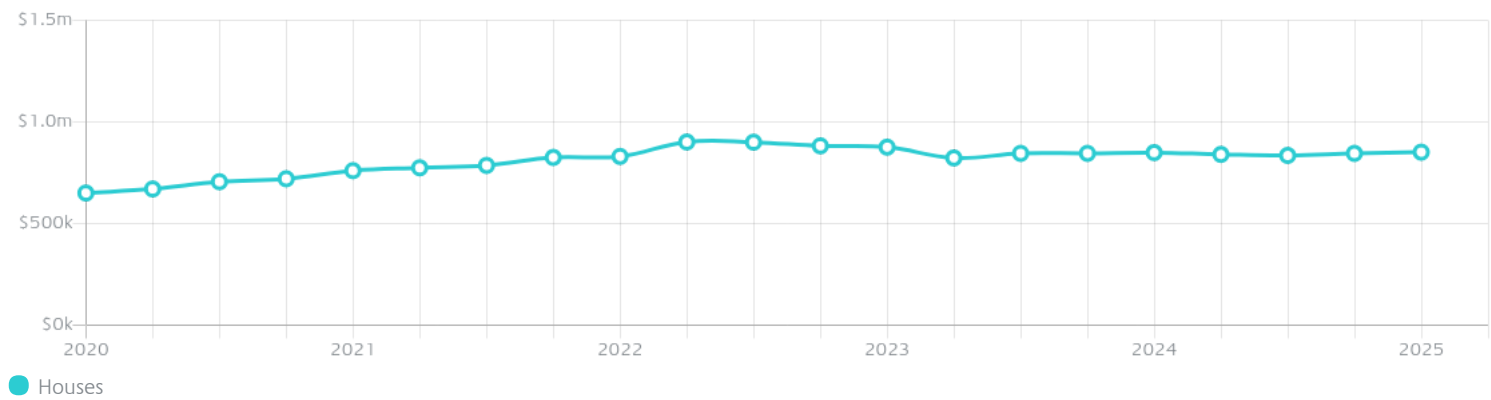
Median

\$851k

Quarterly Price Change

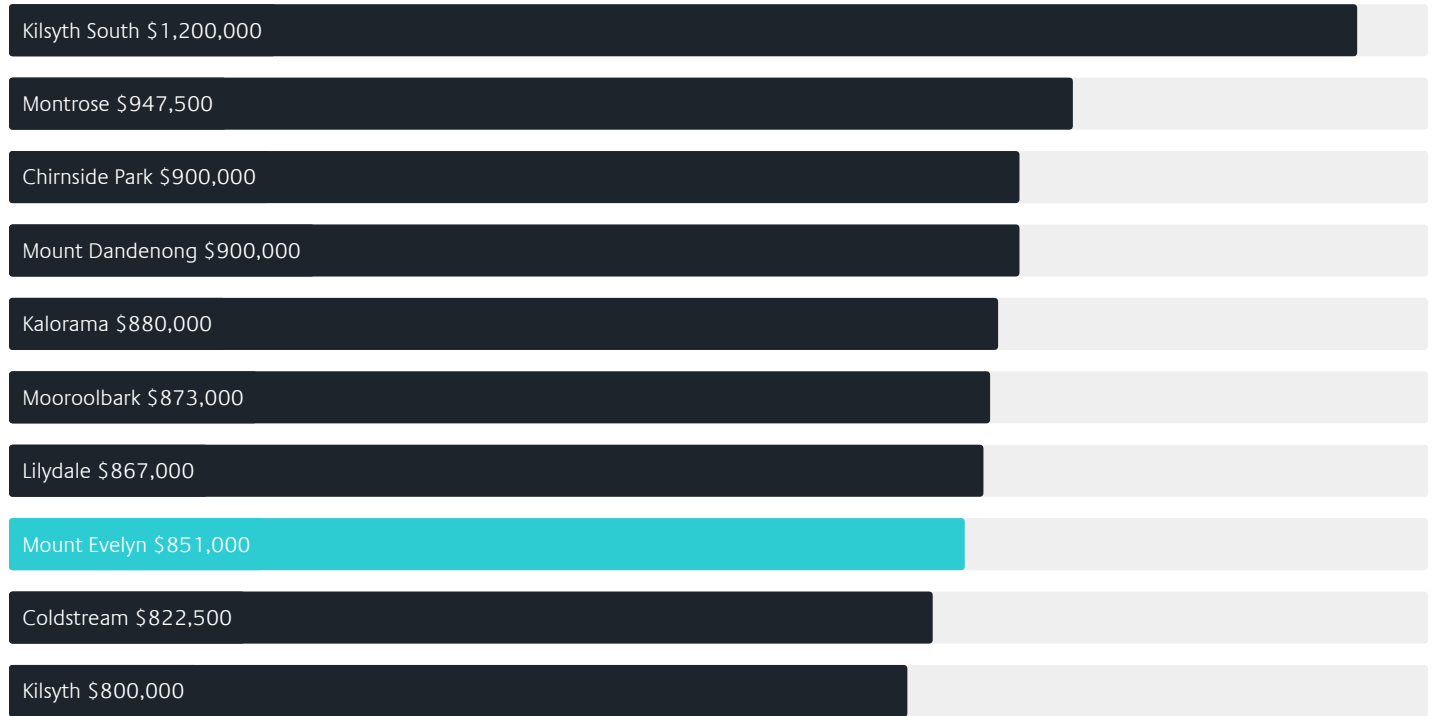
0.71% ↑

Quarterly Price Change*



Surrounding Suburbs

Median House Sale Price*



Median Unit Sale Price*



Sales Snapshot

Sale Method^{*}



● Private 100%

Median Days on Market[^]

26 days

Average Hold Period^{*}

7.5 years

Insights

Dwelling Type[^]



● Houses 98% ● Units 2%

Ownership[^]



● Owned Outright 34% ● Mortgaged 60% ● Rented 5%

Population[^]

9,799

Median Asking Rent per week^{*}

\$560

Population Growth[^]

0

Rental Yield^{*}

3.61%

Median Age[^]













38 years

Median Household Size[^]













2.8 people

Sold Properties~













Discover a snapshot of the most recent results for this suburb, to view the full 12 months of sales history, please go to jellisraig.com.au/suburbinsights

Address	Bedrooms	Type	Price	Sold
 22 Clematis Rd Mount Evelyn	4	House	\$765,000	24 Jun 2025
 12 Railway Rd Mount Evelyn	3	House	\$750,000	17 Jun 2025
 36 Joy Av MOUNT EVELYN	3	House	\$785,000	06 Jun 2025
 12 Leggett Dr Mount Evelyn	3	House	\$840,000	03 Jun 2025
 4 Katherine Pl Mount Evelyn	4	House	\$875,000	01 Jun 2025
 21 Reserves Rd Mount Evelyn	6	House	\$1,152,500	30 May 2025
 12 George St Mount Evelyn	5	House	\$1,080,000	30 May 2025
 41 Forge Rd Mount Evelyn	3	House	\$760,000	28 May 2025
 8 Adams Pl Mount Evelyn	3	House	\$935,000	23 May 2025
 48 Marcus St Mount Evelyn	3	House	\$765,000	23 May 2025
 3 Moet Cl Mount Evelyn	3	House	\$837,000	17 May 2025
 18 Kemp Av Mount Evelyn	4	House	\$1,100,000	17 May 2025

Sold Properties~

Address	Bedrooms	Type	Price	Sold
 39 Hereford Rd Mount Evelyn	3	House	\$820,000	14 May 2025
 5 Priestley Cr Mount Evelyn	4	House	\$995,000	13 May 2025
 22 Reserves Rd Mount Evelyn	4	House	\$941,000	08 May 2025
 8 Reserves Rd Mount Evelyn	4	House	\$920,000	06 May 2025
 44 Marcus St Mount Evelyn	3	House	\$720,000	01 May 2025
 2 Isabel Cl MOUNT EVELYN	3	House	\$170,000	28 Apr 2025
 10 Hazel St Mount Evelyn	3	House	\$835,000	18 Apr 2025
 5 Robmar Cl Mount Evelyn	2	Unit	\$611,500	17 Apr 2025
 35 Johns Cr Mount Evelyn	5	House	\$1,300,000	17 Apr 2025
 206 Swansea Rd Mount Evelyn	4	House	\$800,000	16 Apr 2025
 8 Blue Wren Ct Mount Evelyn	5	House	\$1,085,000	15 Apr 2025
 8 Marcus St Mount Evelyn	4	House	\$1,200,000	08 Apr 2025

Sold Properties~

Address	Bedrooms	Type	Price	Sold
 103 Birmingham Rd Mount Evelyn	4	House	\$1,025,000	04 Apr 2025
 5 Glenholme Av Mount Evelyn	4	House	\$970,000	04 Apr 2025
 180 Swansea Rd Mount Evelyn	3	House	\$822,000	02 Apr 2025
 122 Birmingham Rd Mount Evelyn	4	House	\$850,000	02 Apr 2025
 2 Paul Cl Mount Evelyn	4	House	\$955,000	01 Apr 2025
 19 Clematis Rd MOUNT EVELYN	3	House	\$880,000	28 Mar 2025
 17a Falkingham Rd Mount Evelyn	3	House	\$800,000	27 Mar 2025
 1/30 View St MOUNT EVELYN	3	House	\$770,000	24 Mar 2025
 25 Bailey Rd Mount Evelyn	4	House	\$890,000	14 Mar 2025
 90 Bailey Rd Mount Evelyn	3	House	\$750,000	14 Mar 2025
 56 Leggett Dr Mount Evelyn	4	House	\$755,000	14 Mar 2025
 46 Quinn Cr Mount Evelyn	3	House	\$847,000	13 Mar 2025



Mooroolbark Office
46-52 Brice Avenue, Mooroolbark
(03) 9726 8888

jelliscraig.com.au

Data is current as of PDF generation date 01/07/2025

* Updated Quarterly for the past 12 months

^ Updated daily for the past quarter

~ Updated daily: 33 recent results.

This publication contains data, analytics, statistics and other information supplied by PROPERTYDATAONLINE PTY LTD (PropertyData). The data provided in this publication is of a general nature and should not be construed as specific advice or relied upon in lieu of appropriate professional advice.

PropertyData relies upon data supplied by third parties and while the data is checked and reviewed, PropertyData does not warrant the accuracy or completeness of the information to the full extent permitted by the law and excludes all loss or damage howsoever arising (including through negligence) in connection with the data supplied by PropertyData. The State of Victoria owns the copyright in the Property Sales Data and reproduction of that data in any way without the consent of the State of Victoria will constitute a breach of the Copyright Act 1968 (cth). The State of Victoria does not warrant the accuracy or completeness of the Property Sales Data and any person using or relying upon such information does so on the basis that the State of Victoria accepts no responsibility or liability whatsoever for any errors, faults, defects or omissions in the information supplied.