

JellisCraig

MOUNT EVELYN

Suburb Report

Know your neighbourhood.



MOUNT EVELYN SUBURB REPORT

Median House Price*

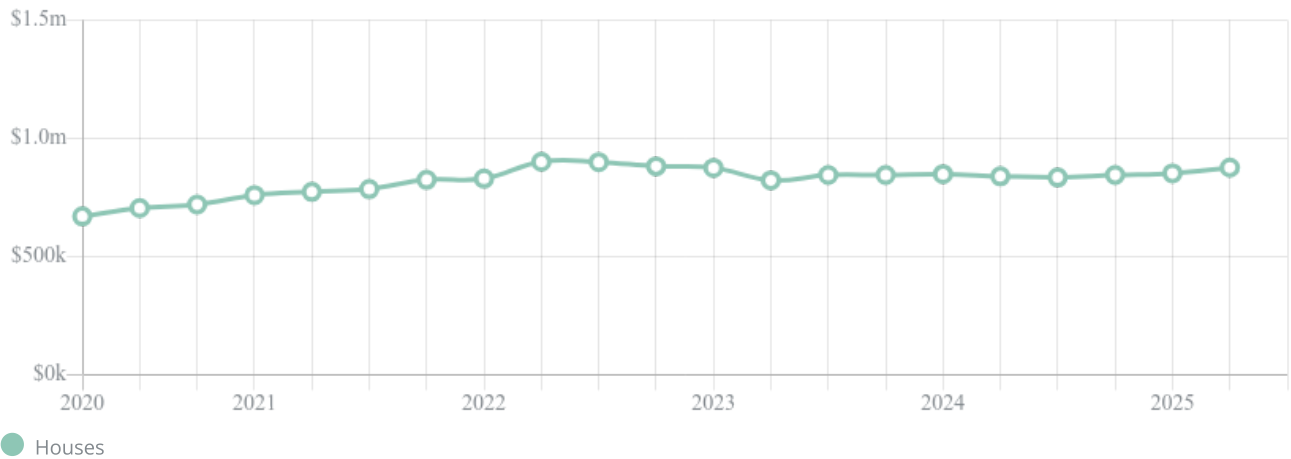
Median

\$877k

Quarterly Price Change

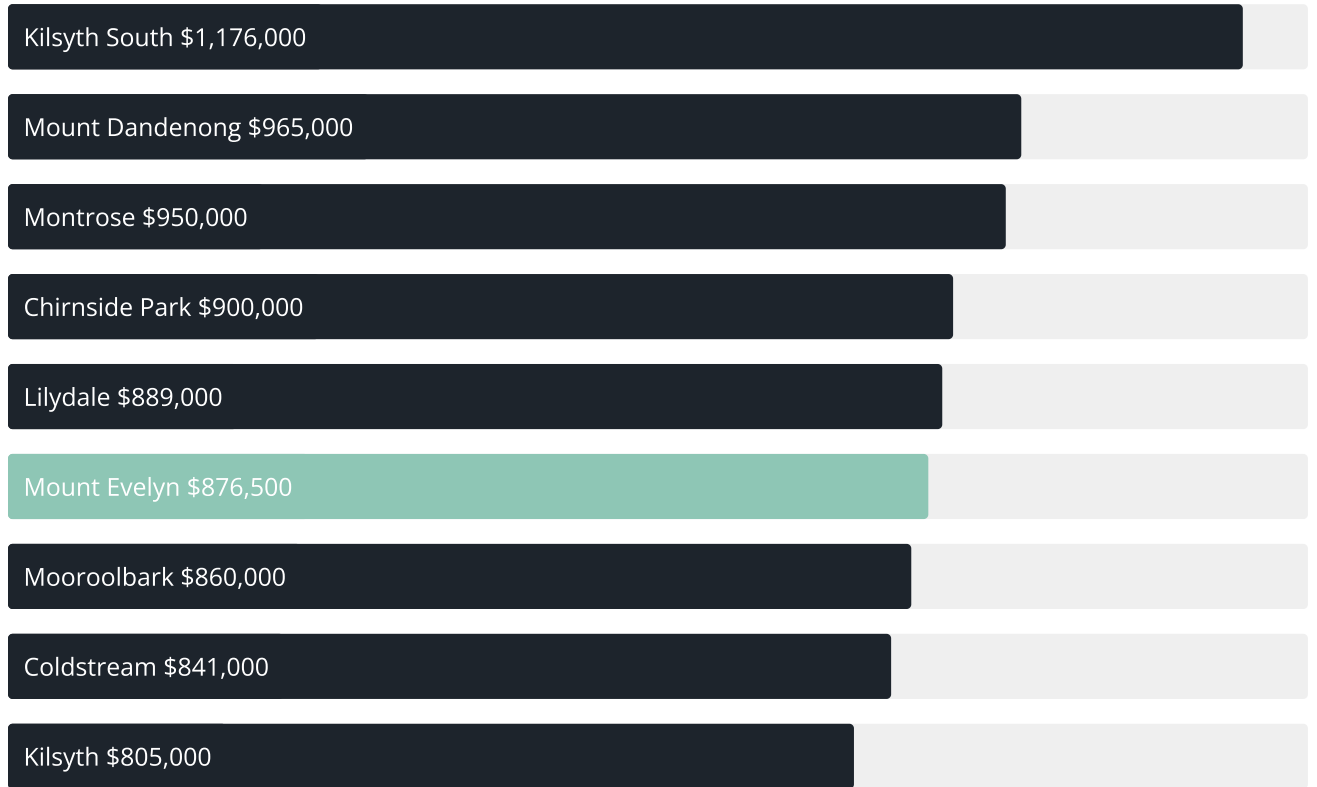
2.87% ↑

Quarterly Price Change*



MOUNT EVELYN SUBURB REPORT

Median House Sale Price^{*}



Median Unit Sale Price^{*}



MOUNT EVELYN SUBURB REPORT

Sale Method*



● Auction 3%

● Private 97%

Auction Clearance Rate*

100%

Median Days on Market^

29 days

Average Hold Period*

7.5 years

Dwelling Type^



● Houses 98%

● Units 2%

Ownership^



● Owned Outright 34%

● Mortgaged 60%

● Rented 5%

Population^

9,799

Median Asking Rent per week*

\$590

Population Growth^

0

Rental Yield*

3.61%

Median Age^











38 years

Median Household Size^











2.8 people

MOUNT EVELYN SUBURB REPORT











Discover a snapshot of the most recent results for this suburb, to view the full 12 months of sales history, please go to jellisraig.com.au/suburbinsights

Address	Bedrooms	Type	Price	Sold
 3/19 Glen View Rd MOUNT EVELYN	2	Unit	\$680,000	30 Aug 2025
 112 Commercial Rd Mount Evelyn	4	House	\$840,000	22 Aug 2025
 7 Inverness Rd Mount Evelyn	4	House	\$995,500	22 Aug 2025
 54 Russell St MOUNT EVELYN	4	House	\$861,000	15 Aug 2025
 72 Commercial Rd Mount Evelyn	3	House	\$852,250	14 Aug 2025
 7 Mitarm Cl Mount Evelyn	3	House	\$790,000	14 Aug 2025
 74 Birmingham Rd Mount Evelyn	3	House	\$850,000	13 Aug 2025
 17 East Av Mount Evelyn	3	House	\$975,000	11 Aug 2025
 52 Warrawee Rd Mount Evelyn	4	House	\$885,000	08 Aug 2025
 13 The Wridgeway Mount Evelyn	6	House	\$1,605,000	08 Aug 2025

MOUNT EVELYN SUBURB REPORT

Address	Bedrooms	Type	Price	Sold
 111 Bailey Rd Mount Evelyn	3	House	\$790,000	06 Aug 2025
 11 Waycott Way Mount Evelyn	5	House	\$1,755,000	06 Aug 2025
 10 Clematis Rd Mount Evelyn	4	House	\$1,100,000	28 Jul 2025
 6 Cameron Rd MOUNT EVELYN	4	House	\$1,060,000	25 Jul 2025
 5/62 Birmingham Rd Mount Evelyn	3	Unit	\$825,000	14 Jul 2025
 28 Buckmaster Dr Mount Evelyn	5	House	\$1,011,000	12 Jul 2025
 14 Kuyura Rd Mount Evelyn	3	House	\$890,000	10 Jul 2025
 14 Russell St Mount Evelyn	3	House	\$716,300	07 Jul 2025
 42 Fernhill Rd MOUNT EVELYN	4	House	\$977,000	30 Jun 2025
 126 Birmingham Rd Mount Evelyn	3	House	\$780,000	30 Jun 2025

MOUNT EVELYN SUBURB REPORT

Address	Bedrooms	Type	Price	Sold
 22 Clematis Rd Mount Evelyn	4	House	\$765,000	24 Jun 2025
 12 Railway Rd Mount Evelyn	3	House	\$750,000	17 Jun 2025
 1C Marcus St Mount Evelyn	3	House	\$737,500	10 Jun 2025
 36 Joy Av MOUNT EVELYN	3	House	\$785,000	06 Jun 2025
 12 Leggett Dr Mount Evelyn	3	House	\$840,000	03 Jun 2025
 4 Katherine Pl Mount Evelyn	4	House	\$875,000	01 Jun 2025
 21 Reserves Rd Mount Evelyn	6	House	\$1,152,500	30 May 2025
 12 George St Mount Evelyn	5	House	\$1,080,000	30 May 2025
 41 Forge Rd Mount Evelyn	3	House	\$760,000	28 May 2025
 48 Marcus St Mount Evelyn	3	House	\$765,000	23 May 2025



Mooroolbark Office
46-52 Brice Avenue, Mooroolbark
(03) 9726 8888

jellisrcraig.com.au

Data is current as of PDF generation date 01/09/2025

* Updated Quarterly for the past 12 months

^ Updated daily for the past quarter

~ Updated daily: 33 recent results.

This publication contains data, analytics, statistics and other information supplied by PROPERTYDATAONLINE PTY LTD (PropertyData). The data provided in this publication is of a general nature and should not be construed as specific advice or relied upon in lieu of appropriate professional advice.

PropertyData relies upon data supplied by third parties and while the data is checked and reviewed, PropertyData does not warrant the accuracy or completeness of the information to the full extent permitted by the law and excludes all loss or damage howsoever arising (including through negligence) in connection with the data supplied by PropertyData. The State of Victoria owns the copyright in the Property Sales Data and reproduction of that data in any way without the consent of the State of Victoria will constitute a breach of the Copyright Act 1968 (cth). The State of Victoria does not warrant the accuracy or completeness of the Property Sales Data and any person using or relying upon such information does so on the basis that the State of Victoria accepts no responsibility or liability whatsoever for any errors, faults, defects or omissions in the information supplied.