

JellisCraig

MOUNT HELEN

Suburb Report

Know your neighbourhood.



MOUNT HELEN SUBURB REPORT

Median House Price*

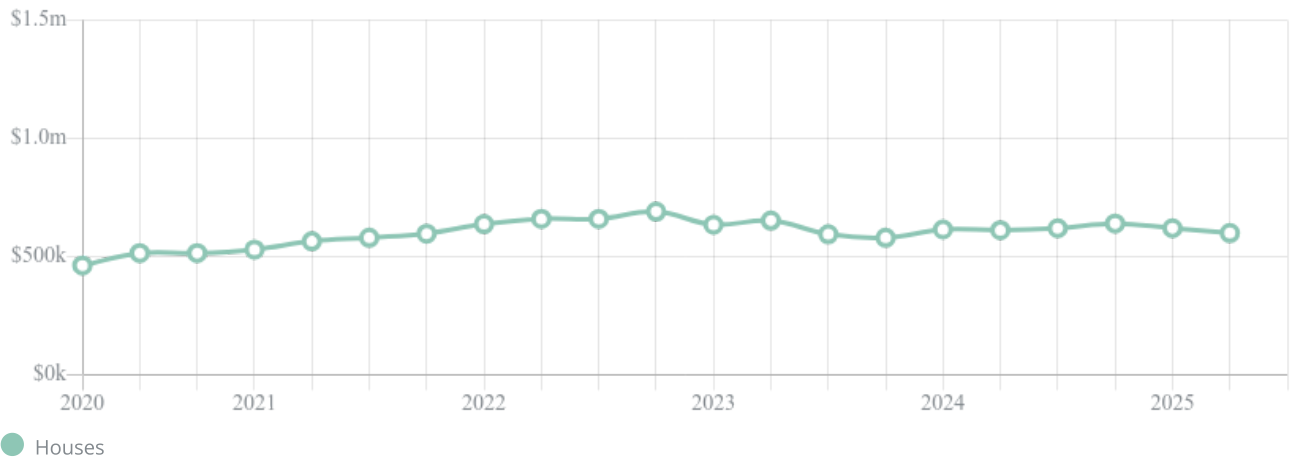
Median

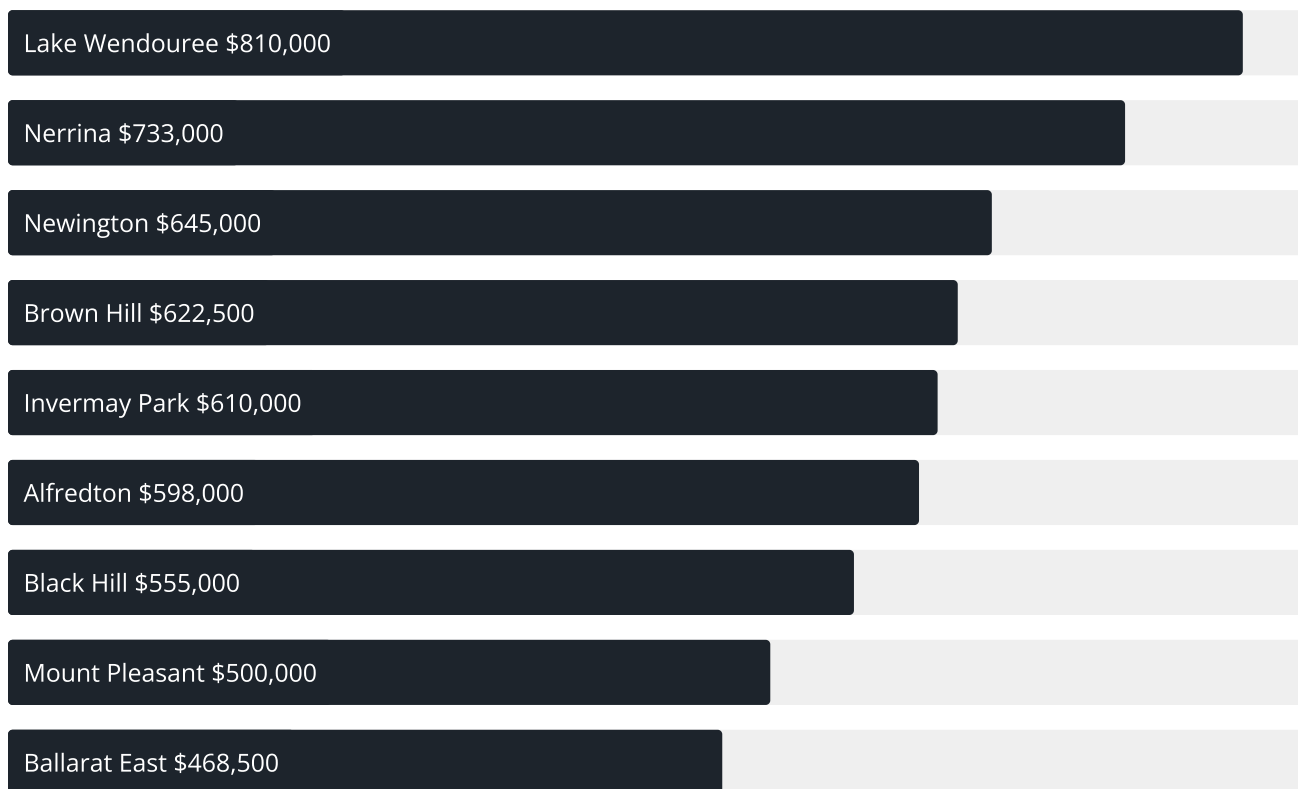
\$600k

Quarterly Price Change

-3.22%↓

Quarterly Price Change*



Median House Sale Price^{*}Median Unit Sale Price^{*}

MOUNT HELEN SUBURB REPORT

Sale Method^{*}

● Private 100%

Median Days on Market[^]

109 days

Average Hold Period^{*}

4.4 years

Dwelling Type[^]

● Houses 95% ● Units 5%

Ownership[^]

● Owned Outright 40% ● Mortgaged 46% ● Rented 14%

Population[^]

3,011

Median Asking Rent per week^{*}

\$470

Population Growth[^]

1.21%

Rental Yield^{*}

3.5%

Median Age[^]











36 years

Median Household Size[^]











2.8 people

MOUNT HELEN SUBURB REPORT











Discover a snapshot of the most recent results for this suburb, to view the full 12 months of sales history, please go to jellisicraig.com.au/suburbinsights

Address	Bedrooms	Type	Price	Sold
 8 Boak Av Mount Helen	3	House	\$630,000	21 Aug 2025
 14 Sobey St Mount Helen	4	House	\$785,000	18 Aug 2025
 6 Mount Helen Av Mount Helen	3	House	\$730,000	08 Aug 2025
 11 Ashley Gr Mount Helen	3	House	\$980,000	07 Aug 2025
 316 Eddy Av Mount Helen	5	House	\$665,000	01 Aug 2025
 108 Fiskien Rd Mount Helen	4	House	\$975,000	30 Jul 2025
 120 Moss Av Mount Helen	4	House	\$850,000	09 Jul 2025
 314 Eddy Av Mount Helen	3	House	\$835,000	07 Jul 2025
 10 Hakea Ct Mount Helen	4	House	\$625,000	04 Jul 2025
 3 Logan Ct Mount Helen	4	House	\$840,000	03 Jul 2025

MOUNT HELEN SUBURB REPORT

Address	Bedrooms	Type	Price	Sold
 5 Sobey St Mount Helen	3	House	\$775,000	30 Jun 2025
 3/5 Eilish Ct Mount Helen	3	Townhouse	\$420,000	25 Jun 2025
 12 Hakea Ct Mount Helen	3	House	\$620,000	25 Jun 2025
 3 Fiskin Rd Mount Helen	4	House	\$1,060,000	23 Jun 2025
 53 Darriwell Dr Mount Helen	4	House	\$750,000	23 Jun 2025
 11 Darriwell Dr Mount Helen	4	House	\$720,000	20 Jun 2025
 103 Boak Av Mount Helen	3	House	\$525,000	19 Jun 2025
 13 Shakespeare Av Mount Helen	3	House	\$550,000	11 Jun 2025
 18 Zoe Dr Mount Helen	5	House	\$625,000	05 Jun 2025
 2/14 Shakespeare Av MOUNT HELEN	3	House	\$470,000	05 Jun 2025

MOUNT HELEN SUBURB REPORT

Address	Bedrooms	Type	Price	Sold
 17 Nevett Cr Mount Helen	4	House	\$1,000,000	02 Jun 2025
 2 Sewell Ct Mount Helen	4	House	\$595,000	29 May 2025
 188 Greenhill Rd Mount Helen	4	House	\$900,000	26 May 2025
 8 Mayfair Ct Mount Helen	4	House	\$579,000	23 May 2025
 5 Oakbank Dr Mount Helen	5	House	\$505,000	20 May 2025
 104 Greenhill Rd MOUNT HELEN	4	House	\$217,493	14 May 2025
 120 Yarana Dr MOUNT HELEN	3	House	\$495,000	06 May 2025
 222 Boak Av Mount Helen	3	House	\$445,000	05 May 2025
 2 Mayfair Ct MOUNT HELEN	4	House	\$590,000	02 May 2025
 30 Timbertop Dr Mount Helen	4	House	\$895,000	01 May 2025



jellisraig.com.au

Data is current as of PDF generation date 01/09/2025

* Updated Quarterly for the past 12 months

^ Updated daily for the past quarter

~ Updated daily: 33 recent results.

This publication contains data, analytics, statistics and other information supplied by PROPERTYDATAONLINE PTY LTD (PropertyData). The data provided in this publication is of a general nature and should not be construed as specific advice or relied upon in lieu of appropriate professional advice.

PropertyData relies upon data supplied by third parties and while the data is checked and reviewed, PropertyData does not warrant the accuracy or completeness of the information to the full extent permitted by the law and excludes all loss or damage howsoever arising (including through negligence) in connection with the data supplied by PropertyData. The State of Victoria owns the copyright in the Property Sales Data and reproduction of that data in any way without the consent of the State of Victoria will constitute a breach of the Copyright Act 1968 (cth). The State of Victoria does not warrant the accuracy or completeness of the Property Sales Data and any person using or relying upon such information does so on the basis that the State of Victoria accepts no responsibility or liability whatsoever for any errors, faults, defects or omissions in the information supplied.