

JellisCraig

MOUNT MACEDON

Suburb Report

Know your neighbourhood.



MOUNT MACEDON SUBURB REPORT

Median House Price*

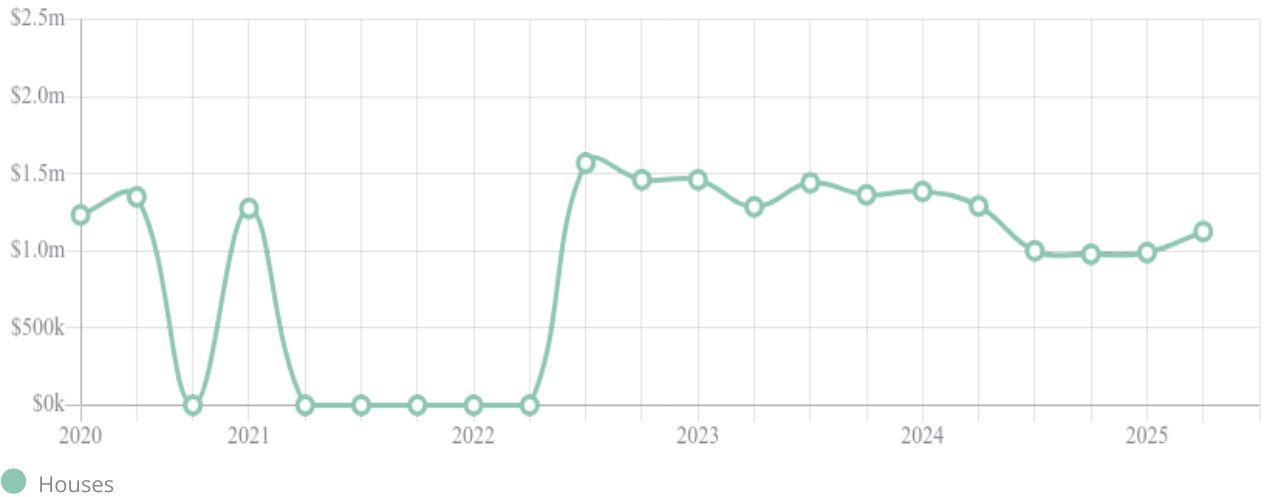
Median

\$1.13m

Quarterly Price Change

13.78% ↑

Quarterly Price Change*



MOUNT MACEDON SUBURB REPORT

Median House Sale Price^{*}



Median Unit Sale Price^{*}



MOUNT MACEDON SUBURB REPORT

Sale Method^{*}

● Private 100%

Median Days on Market[^]

91 days

Average Hold Period^{*}

4.4 years

Dwelling Type[^]

● Houses 99% ● Units 1%

Ownership[^]

● Owned Outright 47% ● Mortgaged 49% ● Rented 4%

Population[^]

1,450

Median Asking Rent per week^{*}

\$625

Population Growth[^]

8.61%

Rental Yield^{*}

3.35%

Median Age[^]











48 years

Median Household Size[^]

2.6 people

MOUNT MACEDON SUBURB REPORT

Discover a snapshot of the most recent results for this suburb, to view the full 12 months of sales history, please go to jellisraig.com.au/suburbinsights

Address	Bedrooms	Type	Price	Sold
 35 Anzac Rd Mount Macedon	3	House	\$1,400,000	21 Jul 2025
 8 Zig Zag Rd Mount Macedon	4	House	\$1,125,000	11 Jun 2025
 36 Anzac Rd Mount Macedon	3	House	\$1,400,000	19 May 2025
 715 Mount Macedon Rd Mount Macedon	3	House	\$770,000	08 May 2025
 40 Pinchoff La MOUNT MACEDON	4	House	\$1,750,000	23 Apr 2025
 681 Mount Macedon Rd Mount Macedon	4	House	\$2,155,000	25 Mar 2025
 6 Coggers La Mount Macedon	2	House	\$860,000	24 Mar 2025
 38 Glen Echo Ct MOUNT MACEDON	4	House	\$2,450,000	18 Mar 2025
 982 Mount Macedon Rd Mount Macedon	3	House	\$2,825,000	12 Feb 2025
 68 Waterfalls Rd Mount Macedon	3	House	\$977,500	23 Oct 2024

MOUNT MACEDON SUBURB REPORT

Address	Bedrooms	Type	Price	Sold
 1 Ferrier St Mount Macedon	3	House	\$910,000	17 Sep 2024
 515 Barringo Rd Mount Macedon	5	House	\$1,800,000	09 Sep 2024
 31 Mabel Cr Mount Macedon	4	House	\$1,000,000	15 Aug 2024



Woodend Office
91 High Street, Woodend
03 5427 2800
jellisraig.com.au

Data is current as of PDF generation date 01/08/2025

* Updated Quarterly for the past 12 months

^ Updated daily for the past quarter

~ Updated daily: 33 recent results.

This publication contains data, analytics, statistics and other information supplied by PROPERTYDATAONLINE PTY LTD (PropertyData). The data provided in this publication is of a general nature and should not be construed as specific advice or relied upon in lieu of appropriate professional advice.

PropertyData relies upon data supplied by third parties and while the data is checked and reviewed, PropertyData does not warrant the accuracy or completeness of the information to the full extent permitted by the law and excludes all loss or damage howsoever arising (including through negligence) in connection with the data supplied by PropertyData. The State of Victoria owns the copyright in the Property Sales Data and reproduction of that data in any way without the consent of the State of Victoria will constitute a breach of the Copyright Act 1968 (cth). The State of Victoria does not warrant the accuracy or completeness of the Property Sales Data and any person using or relying upon such information does so on the basis that the State of Victoria accepts no responsibility or liability whatsoever for any errors, faults, defects or omissions in the information supplied.