

Suburb **INSIGHTS**

3934
MOUNT MARTHA



Data that shapes your suburb.

**Jellis
Craig**

Property Prices

Median House Price*

Median

\$1.46m

Quarterly Price Change

-3.00% ↓

Median Unit Price*

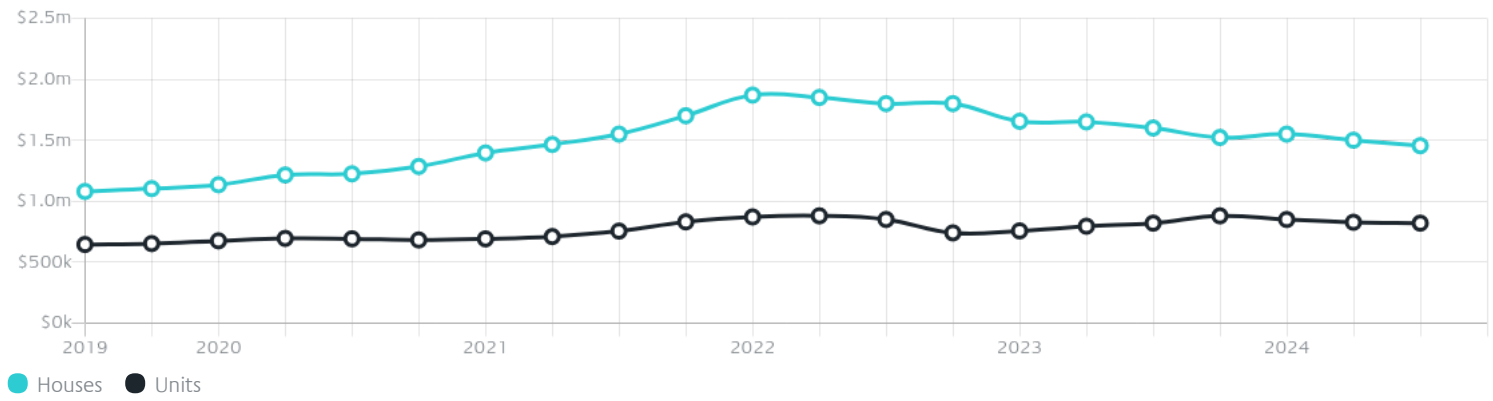
Median

\$820k

Quarterly Price Change

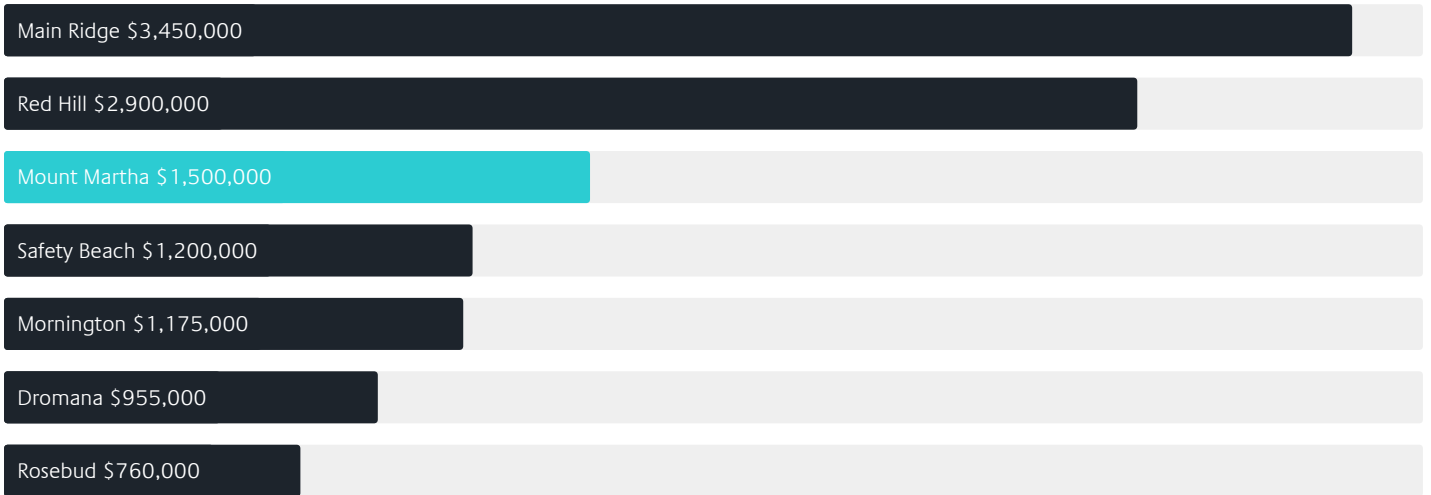
-0.90% ↓

Quarterly Price Change*



Surrounding Suburbs

Median House Sale Price*



Median Unit Sale Price*



Sales Snapshot

Sale Method^{*}



● Auction 6%
● Private 94%

Auction Clearance Rate^{*}

33.33%

Median Days on Market[^]

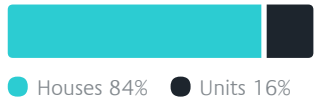
48 days

Average Hold Period^{*}

7.0 years

Insights

Dwelling Type[^]



● Houses 84% ● Units 16%

Ownership[^]



● Owned Outright 45% ● Mortgaged 45% ● Rented 10%

Population[^]

19,846

Median Asking Rent per week^{*}

\$750

Population Growth[^]

0

Rental Yield^{*}

2.69%

Median Age[^]













46 years

Median Household Size[^]













2.7 people

Sold Properties~













Discover a snapshot of the most recent results for this suburb, to view the full 12 months of sales history, please go to jellisraig.com.au/suburbinsights

Address	Bedrooms	Type	Price	Sold
 255 Esplanade Mount Martha	5	House	\$3,008,000	27 Nov 2024
 16 Panorama Dr MOUNT MARTHA	3	House	\$1,200,000	22 Nov 2024
 574 Esplanade Mount Martha	4	House	\$2,075,000	21 Nov 2024
 13/40 Green Island Av Mount Martha	2	Unit	\$720,000	21 Nov 2024
 12 Essex Rd Mount Martha	3	House	\$1,122,000	20 Nov 2024
 5 Banksia Gr MOUNT MARTHA	3	House	\$1,850,000	18 Nov 2024
 3/579 Esplanade Mount Martha	3	Unit	\$870,000	11 Nov 2024
 1/6 Hakea Dr Mount Martha	3	Unit	\$800,000	08 Nov 2024
 34 Mondana Way Mount Martha	4	House	\$1,001,620	06 Nov 2024
 5 Cornwall Cr Mount Martha	3	House	\$1,055,000	06 Nov 2024
 33 Harrap Rd MOUNT MARTHA	3	House	\$950,000	01 Nov 2024
 15/25 Harrap Rd Mount Martha	2	House	\$610,000	01 Nov 2024

Sold Properties~

Address	Bedrooms	Type	Price	Sold
 68 Somerset Dr Mount Martha	4	House	\$1,275,000	31 Oct 2024
 25 Hinkler St Mount Martha	3	House	\$1,300,000	31 Oct 2024
 11 Osborne Dr Mount Martha	4	House	\$2,550,000	25 Oct 2024
 14 Orana Dr Mount Martha	3	House	\$1,120,000	24 Oct 2024
 98 Bay Rd Mount Martha	5	House	\$4,430,000	21 Oct 2024
 72 Watson Rd Mount Martha	4	House	\$3,400,000	18 Oct 2024
 46 Two Bays Cr Mount Martha	5	House	\$2,350,000	10 Oct 2024
 18 Walpole St Mount Martha	4	House	\$3,200,000	10 Oct 2024
 65 Ponyara Rd Mount Martha	4	House	\$2,050,000	10 Oct 2024
 6 Temple Ct Mount Martha	3	House	\$1,200,000	09 Oct 2024
 7 Gray St Mount Martha	4	House	\$1,750,000	07 Oct 2024
 50 Elspeth Cirt Mount Martha	4	House	\$1,225,000	03 Oct 2024

Sold Properties~

Address	Bedrooms	Type	Price	Sold
 9 Settlers Way Mount Martha	3	House	\$742,500	03 Oct 2024
 30 Shanns Av Mount Martha	4	House	\$1,600,000	02 Oct 2024
 5 Mankina Ct Mount Martha	3	House	\$1,100,000	01 Oct 2024
 2 Ellerina Rd Mount Martha	3	House	\$1,600,000	01 Oct 2024
 22 Dorset Rd Mount Martha	4	House	\$1,430,000	01 Oct 2024
 40 Sherwood Cr Mount Martha	3	House	\$927,500	30 Sep 2024
 546 Esplanade Mount Martha	4	House	\$1,950,000	26 Sep 2024
 16 McGregor Av Mount Martha	4	House	\$1,530,000	25 Sep 2024
 9 Hyperno Way MOUNT MARTHA	4	House	\$830,000	24 Sep 2024
 36 Yarrabin Dr Mount Martha	4	House	\$1,030,000	23 Sep 2024
 9 Tandara Ct Mount Martha	3	House	\$820,000	21 Sep 2024
 61 Ian Rd Mount Martha	4	House	\$1,270,000	19 Sep 2024

Jellis Craig

Mount Martha Office
4/42 Lochiel Avenue, Mount Martha
03 5974 8900

jellisraig.com.au

Data is current as of PDF generation date 01/12/2024

* Updated Quarterly for the past 12 months

^ Updated daily for the past quarter

~ Updated daily: 33 recent results.

This publication contains data, analytics, statistics and other information supplied by PROPERTYDATAONLINE PTY LTD (PropertyData). The data provided in this publication is of a general nature and should not be construed as specific advice or relied upon in lieu of appropriate professional advice.

PropertyData relies upon data supplied by third parties and while the data is checked and reviewed, PropertyData does not warrant the accuracy or completeness of the information to the full extent permitted by the law and excludes all loss or damage howsoever arising (including through negligence) in connection with the data supplied by PropertyData. The State of Victoria owns the copyright in the Property Sales Data and reproduction of that data in any way without the consent of the State of Victoria will constitute a breach of the Copyright Act 1968 (cth). The State of Victoria does not warrant the accuracy or completeness of the Property Sales Data and any person using or relying upon such information does so on the basis that the State of Victoria accepts no responsibility or liability whatsoever for any errors, faults, defects or omissions in the information supplied.