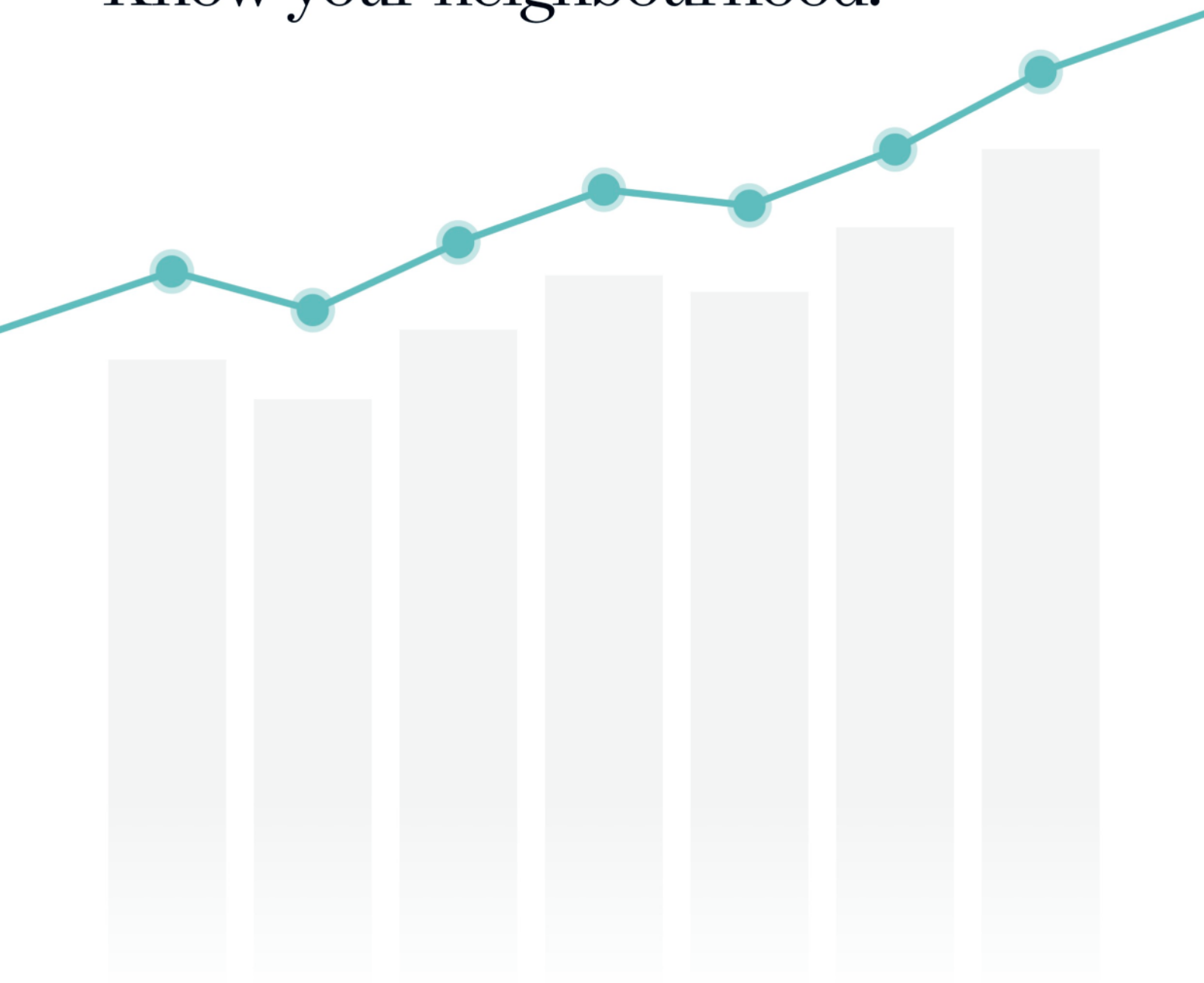


Suburb Report

Know your neighbourhood.



Property Prices

Median House Price*

Median

\$1.45m

Quarterly Price Change

-3.08% ↓

Median Unit Price*


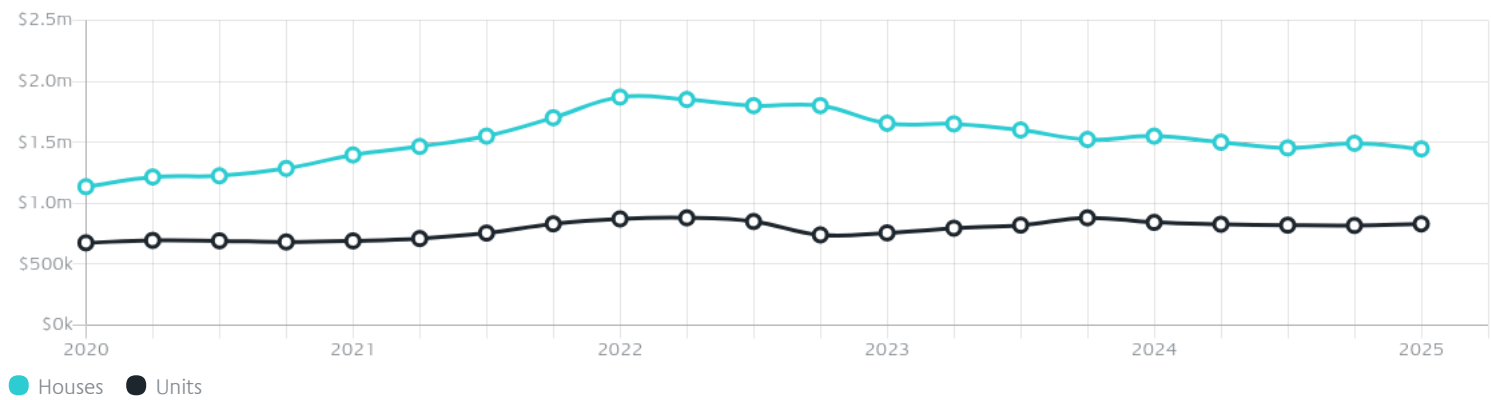
Median

\$830k

Quarterly Price Change

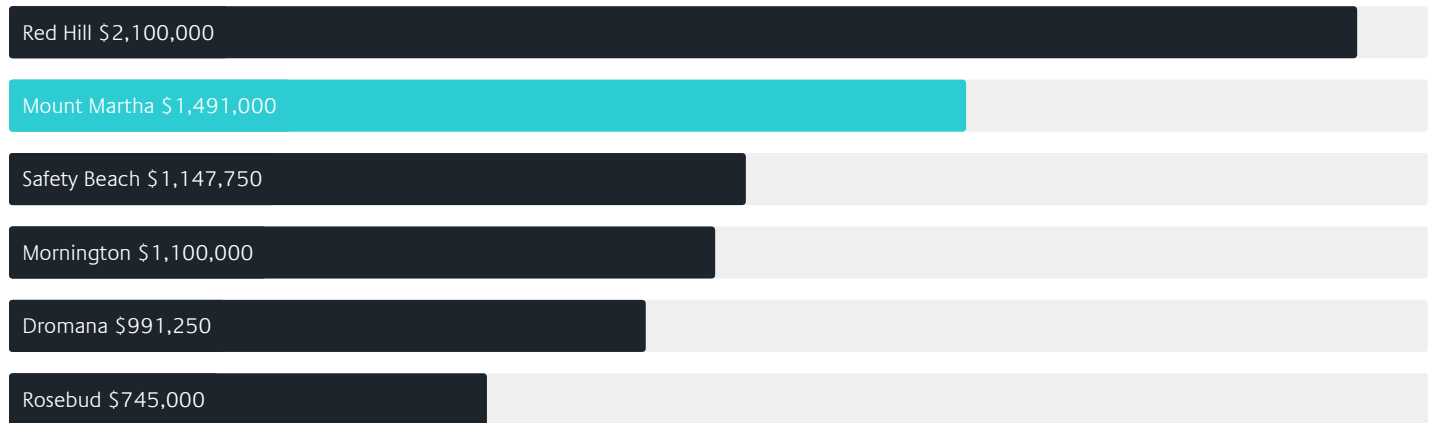
1.52% ↑

Quarterly Price Change*




Surrounding Suburbs

Median House Sale Price*



Median Unit Sale Price*



Sales Snapshot

Sale Method*



● Auction 6%
● Private 94%

Auction Clearance Rate*

83.33%

Median Days on Market^

35 days

Average Hold Period*

7.0 years

Insights

Dwelling Type^



● Houses 84% ● Units 16%

Ownership^



● Owned Outright 45% ● Mortgaged 45% ● Rented 10%

Population^

19,846

Median Asking Rent per week*

\$795

Population Growth^

0

Rental Yield*

2.69%

Median Age^













46 years

Median Household Size^













2.7 people

Sold Properties~













Discover a snapshot of the most recent results for this suburb, to view the full 12 months of sales history, please go to jellisraig.com.au/suburbinsights

Address	Bedrooms	Type	Price	Sold
 1 Hinkler St Mount Martha	4	House	\$3,450,000	23 Apr 2025
 3 Glencoe Cr Mount Martha	4	House	\$1,430,000	14 Apr 2025
 17 Pineview Ct Mount Martha	3	House	\$960,000	14 Apr 2025
 4/22c Green Island Av Mount Martha	3	Unit	\$750,000	11 Apr 2025
 8 Kotor Cl Mount Martha	4	House	\$2,195,000	10 Apr 2025
 4/116 Bentons Rd Mount Martha	2	Unit	\$550,000	05 Apr 2025
 35 Cornwall Cr Mount Martha	2	House	\$953,800	04 Apr 2025
 4 Morlyn Dr Mount Martha	3	House	\$1,100,000	04 Apr 2025
 15/90 Bentons Rd Mount Martha	3	Unit	\$748,000	02 Apr 2025
 11 Sunshine Dr Mount Martha	3	House	\$1,490,000	31 Mar 2025
 4 Maple View Ct Mount Martha	4	House	\$1,040,000	29 Mar 2025
 33 Hopetoun Av Mount Martha	3	House	\$905,000	28 Mar 2025

Sold Properties~

Address	Bedrooms	Type	Price	Sold
 6 Grandview Tce Mount Martha	4	House	\$1,500,000	26 Mar 2025
 18 Dickinson Gr Mount Martha	4	House	\$1,960,000	24 Mar 2025
 63 Panorama Dr Mount Martha	2	House	\$1,190,000	20 Mar 2025
 7 Ferne Pl Mount Martha	5	House	\$3,430,000	20 Mar 2025
 11 Suffolk Cr MOUNT MARTHA	4	House	\$1,615,000	20 Mar 2025
 5 Dale Ct Mount Martha	4	House	\$1,200,000	19 Mar 2025
 85 Glenisla Dr Mount Martha	4	House	\$2,350,000	17 Mar 2025
 42 Watson Rd Mount Martha	3	House	\$1,700,000	15 Mar 2025
 4/4 Inga Pde Mount Martha	2	Unit	\$752,000	14 Mar 2025
 3/135 Harrap Rd Mount Martha	3	Unit	\$872,000	14 Mar 2025
 19 Capri Dr Mount Martha	5	House	\$3,100,000	14 Mar 2025
 97 Somerset Dr MOUNT MARTHA	4	House	\$1,425,000	11 Mar 2025

Sold Properties~

Address	Bedrooms	Type	Price	Sold
 270 Craigie Rd MOUNT MARTHA	6	House	\$3,360,000	11 Mar 2025
 25 Settlers Way MOUNT MARTHA	3	House	\$875,000	10 Mar 2025
 26 Morlyn Dr Mount Martha	3	House	\$925,000	08 Mar 2025
 35 Somerset Dr Mount Martha	4	House	\$1,495,000	07 Mar 2025
 31 Hooper Gr Mount Martha	4	House	\$2,780,000	07 Mar 2025
 28 Flora Rd Mount Martha	4	House	\$1,200,000	07 Mar 2025
 84a Osborne Dr Mount Martha	3	House	\$1,110,000	06 Mar 2025
 1 Mondana Way Mount Martha	4	House	\$1,185,000	05 Mar 2025
 3/1 Bay Vista Cl Mount Martha	3	Unit	\$850,000	05 Mar 2025
 3 Avery Ct Mount Martha	4	House	\$1,335,000	04 Mar 2025
 13 Vantage Point Dr MOUNT MARTHA	4	House	\$2,150,000	28 Feb 2025
 2/21 Messmate Ct Mount Martha	3	Unit	\$680,000	27 Feb 2025



Mount Martha Office
4/42 Lochiel Avenue, Mount Martha
03 5974 8900

jelliscraig.com.au

Data is current as of PDF generation date 01/05/2025

* Updated Quarterly for the past 12 months

^ Updated daily for the past quarter

~ Updated daily: 33 recent results.

This publication contains data, analytics, statistics and other information supplied by PROPERTYDATAONLINE PTY LTD (PropertyData). The data provided in this publication is of a general nature and should not be construed as specific advice or relied upon in lieu of appropriate professional advice.

PropertyData relies upon data supplied by third parties and while the data is checked and reviewed, PropertyData does not warrant the accuracy or completeness of the information to the full extent permitted by the law and excludes all loss or damage howsoever arising (including through negligence) in connection with the data supplied by PropertyData. The State of Victoria owns the copyright in the Property Sales Data and reproduction of that data in any way without the consent of the State of Victoria will constitute a breach of the Copyright Act 1968 (cth). The State of Victoria does not warrant the accuracy or completeness of the Property Sales Data and any person using or relying upon such information does so on the basis that the State of Victoria accepts no responsibility or liability whatsoever for any errors, faults, defects or omissions in the information supplied.