

## *Suburb Report*

Know your neighbourhood.



# Property Prices

## Median House Price\*

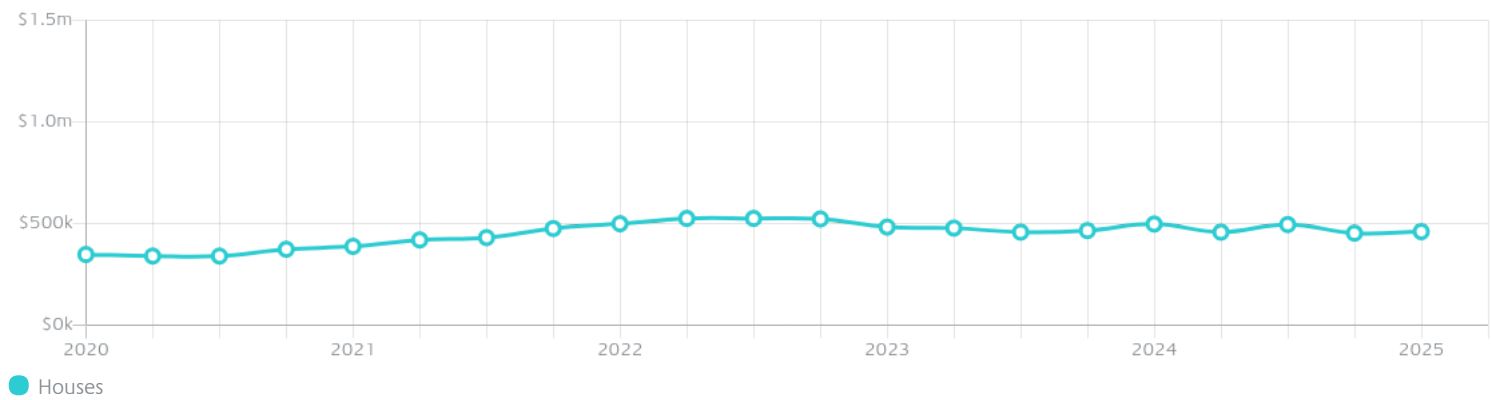
Median

\$460k

Quarterly Price Change

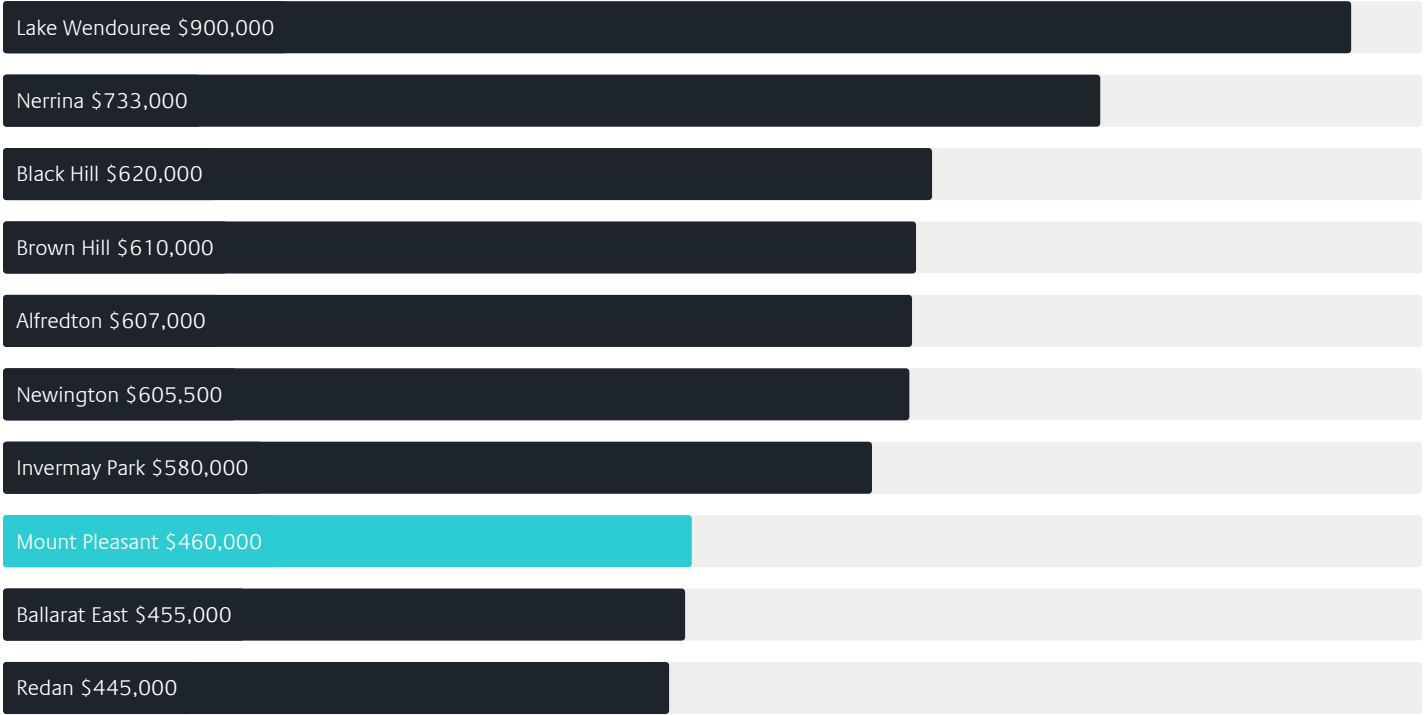
1.65% ↑

## Quarterly Price Change\*



# Surrounding Suburbs

## Median House Sale Price\*



## Median Unit Sale Price\*



# Sales Snapshot

Sale Method\*



● Auction 15%  
● Private 85%

Auction Clearance Rate\*

50%

Median Days on Market^

64 days

Average Hold Period\*

4.5 years

# Insights

Dwelling Type^



● Houses 84% ● Units 16%

Ownership^



● Owned Outright 32% ● Mortgaged 32% ● Rented 36%

Population^

2,225

Median Asking Rent per week\*

\$410

Population Growth^

1.00%

Rental Yield\*

4.49%

Median Age^













35 years

Median Household Size^













2.3 people

# Sold Properties~













Discover a snapshot of the most recent results for this suburb, to view the full 12 months of sales history, please go to [jellisraig.com.au/suburbinsights](https://jellisraig.com.au/suburbinsights)

Address	Bedrooms	Type	Price	Sold
 101 Morton St Mount Pleasant	2	House	\$465,000	23 Apr 2025
 913 Barkly St Mount Pleasant	2	House	\$480,000	31 Mar 2025
 106 Gladstone St Mount Pleasant	3	House	\$530,000	27 Mar 2025
 733 Laurie St Mount Pleasant	3	House	\$465,000	25 Mar 2025
 716 Laurie St Mount Pleasant	3	House	\$612,000	14 Mar 2025
 2/5 Heales St MOUNT PLEASANT	2	Townhouse	\$408,000	13 Mar 2025
 207 Cobden St Mount Pleasant	3	House	\$590,500	06 Mar 2025
 2/3 Flockhart St Mount Pleasant	2	Unit	\$300,000	01 Mar 2025
 319 Elsworth St.W Mount Pleasant	3	House	\$375,000	28 Feb 2025
 821a Bond St Mount Pleasant	4	House	\$575,000	20 Feb 2025
 8 Heales St Mount Pleasant	3	House	\$455,000	13 Feb 2025
 319 Elsworth St MOUNT PLEASANT	3	House	\$375,000	11 Feb 2025

# Sold Properties~

Address	Bedrooms	Type	Price	Sold
 4/5 Fincham St Mount Pleasant	2	Townhouse	\$330,000	04 Feb 2025
 726 Barkly St Mount Pleasant	3	House	\$575,000	28 Jan 2025
 5/5 Fincham St Mount Pleasant	3	Flat/Unit/Apartment	\$325,000	10 Jan 2025
 841 Laurie St Mount Pleasant	3	House	\$455,000	07 Jan 2025
 2/5 Fincham St Mount Pleasant	3	Townhouse	\$360,000	30 Dec 2024
 15 Flockhart St Mount Pleasant	2	House	\$395,000	20 Dec 2024
 805 Humffray St.S Mount Pleasant	2	House	\$385,000	18 Dec 2024
 828 Tress St Mount Pleasant	4	House	\$895,000	13 Dec 2024
 820 Tress St Mount Pleasant	2	House	\$385,000	09 Dec 2024
 416 Gladstone St Mount Pleasant	4	House	\$637,000	29 Nov 2024
 711 Tress St Mount Pleasant	3	House	\$560,000	28 Nov 2024
 1/10 Manna Gum Hts Mount Pleasant	4	House	\$440,000	18 Nov 2024

# Sold Properties~

Address	Bedrooms	Type	Price	Sold
 827 Tress St Mount Pleasant	2	House	\$370,000	13 Nov 2024
 13 Pryor St Mount Pleasant	3	House	\$375,000	04 Nov 2024
 37 Fraser St Mount Pleasant	4	House	\$440,000	30 Oct 2024
 9 Fincham St Mount Pleasant	3	Townhouse	\$390,000	29 Oct 2024
 32 Fraser St Mount Pleasant	4	House	\$500,000	29 Oct 2024
 1/826 Bond St Mount Pleasant	2	House	\$410,000	21 Oct 2024
 5 Manna Gum Hts Mount Pleasant	4	House	\$570,000	14 Oct 2024
 17 Manna Gum Hts Mount Pleasant	3	House	\$510,000	13 Oct 2024
 807 Barkly St Mount Pleasant	3	House	\$600,000	12 Oct 2024
 5 Belalie Ct Mount Pleasant	3	House	\$566,000	09 Oct 2024
 2/25 Flockhart St Mount Pleasant	2	House	\$330,000	08 Oct 2024
 1/25 Flockhart St MOUNT PLEASANT	2	House	\$330,000	03 Oct 2024



Ballarat Office  
1211 Sturt Street, Ballarat  
03 5329 2500

[jelliscraig.com.au](http://jelliscraig.com.au)

Data is current as of PDF generation date 01/05/2025

\* Updated Quarterly for the past 12 months

^ Updated daily for the past quarter

~ Updated daily: 33 recent results.

This publication contains data, analytics, statistics and other information supplied by PROPERTYDATAONLINE PTY LTD (PropertyData). The data provided in this publication is of a general nature and should not be construed as specific advice or relied upon in lieu of appropriate professional advice.

PropertyData relies upon data supplied by third parties and while the data is checked and reviewed, PropertyData does not warrant the accuracy or completeness of the information to the full extent permitted by the law and excludes all loss or damage howsoever arising (including through negligence) in connection with the data supplied by PropertyData. The State of Victoria owns the copyright in the Property Sales Data and reproduction of that data in any way without the consent of the State of Victoria will constitute a breach of the Copyright Act 1968 (cth). The State of Victoria does not warrant the accuracy or completeness of the Property Sales Data and any person using or relying upon such information does so on the basis that the State of Victoria accepts no responsibility or liability whatsoever for any errors, faults, defects or omissions in the information supplied.