

JellisCraig

MOUNT PLEASANT

Suburb Report

Know your neighbourhood.



MOUNT PLEASANT SUBURB REPORT

Median House Price*

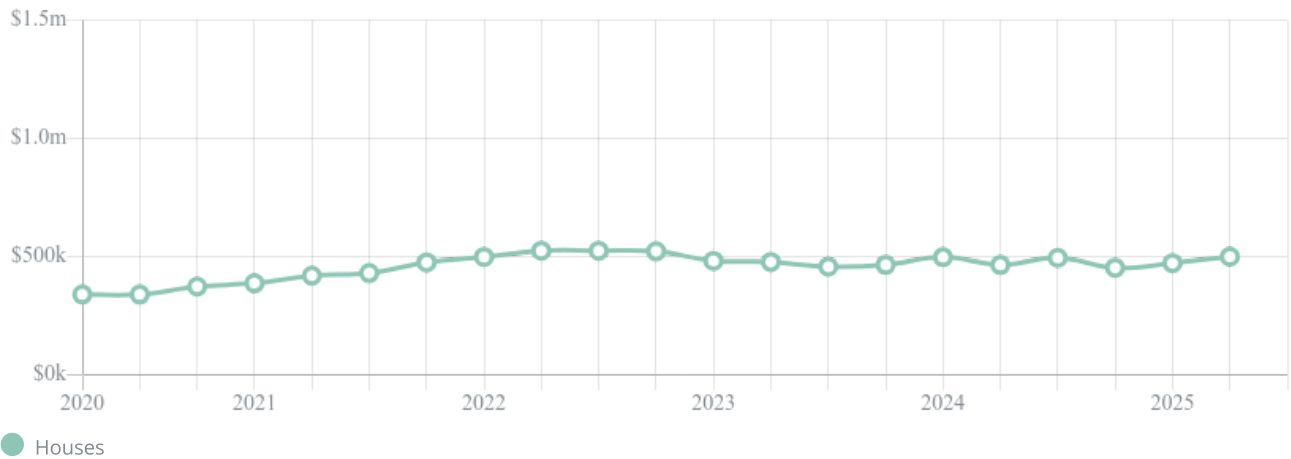
Median

\$500k

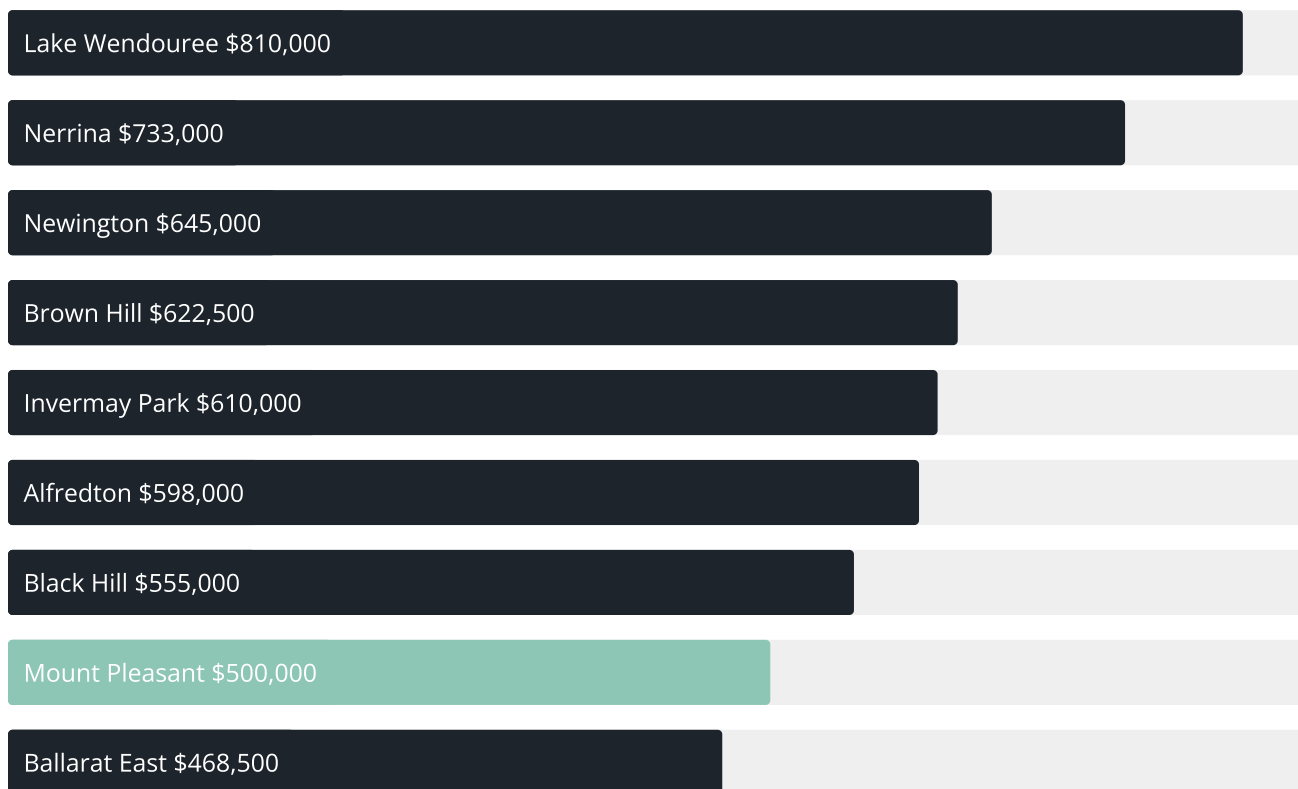
Quarterly Price Change

5.82% ↑

Quarterly Price Change*



MOUNT PLEASANT SUBURB REPORT

Median House Sale Price^{*}Median Unit Sale Price^{*}

MOUNT PLEASANT SUBURB REPORT

Sale Method^{*}

● Auction 5%

● Private 95%

Auction Clearance Rate^{*}

100%

Median Days on Market[^]

57 days

Average Hold Period^{*}

4.5 years

Dwelling Type[^]

● Houses 84%

● Units 16%

Ownership[^]

● Owned Outright 32%

● Mortgaged 32%

● Rented 36%

Population[^]

2,225

Median Asking Rent per week^{*}

\$410

Population Growth[^]

1.00%

Rental Yield^{*}

4.49%

Median Age[^]











35 years

Median Household Size[^]











2.3 people

MOUNT PLEASANT SUBURB REPORT











Discover a snapshot of the most recent results for this suburb, to view the full 12 months of sales history, please go to jellisrcraig.com.au/suburbinsights

Address	Bedrooms	Type	Price	Sold
 1/10 Manna Gum Hts Mount Pleasant	4	House	\$498,000	31 Jul 2025
 102 Brittain St Mount Pleasant	3	House	\$500,000	29 Jul 2025
 4 Newhaven Cl Mount Pleasant	2	Townhouse	\$400,000	28 Jul 2025
 4 Heales St Mount Pleasant	3	House	\$460,000	28 Jul 2025
 244 Elsworth St.W MOUNT PLEASANT	4	House	\$483,000	23 Jul 2025
 1/6 Manna Gum Hts Mount Pleasant	3	Townhouse	\$345,000	08 Jul 2025
 838 Tress St Mount Pleasant	3	House	\$400,000	05 Jul 2025
 418a Gladstone St Mount Pleasant	3	House	\$485,000	03 Jul 2025
 244 Elsworth St Mount Pleasant	2	House	\$483,000	02 Jul 2025
 809 Tress St Mount Pleasant	5	House	\$810,000	20 Jun 2025

MOUNT PLEASANT SUBURB REPORT

Address	Bedrooms	Type	Price	Sold
 29 Heales St Mount Pleasant	3	House	\$610,000	19 Jun 2025
 2/821 Barkly St Mount Pleasant	2	Townhouse	\$465,000	13 Jun 2025
 418 Gladstone St Mount Pleasant	3	House	\$495,000	06 Jun 2025
 823 Humffray St.S Mount Pleasant	3	House	\$485,000	04 Jun 2025
 729 Laurie St Mount Pleasant	4	House	\$685,000	02 Jun 2025
 5 Newhaven Cl Mount Pleasant	2	Townhouse	\$420,000	01 Jun 2025
 827 Bond St Mount Pleasant	3	House	\$550,000	27 May 2025
 801 Tress St Mount Pleasant	3	House	\$547,500	20 May 2025
 304 Cobden St Mount Pleasant	3	House	\$530,000	19 May 2025
 414 Gladstone St Mount Pleasant	4	House	\$683,200	14 May 2025

MOUNT PLEASANT SUBURB REPORT

Address	Bedrooms	Type	Price	Sold
 702 Tress St Mount Pleasant	3	House	\$615,000	06 May 2025
 4 Mcmanus Dr Mount Pleasant	4	House	\$735,000	24 Apr 2025
 15 Sykes Av Mount Pleasant	3	House	\$360,000	24 Apr 2025
 101 Morton St Mount Pleasant	2	House	\$465,000	23 Apr 2025
 1/15 Pryor St Mount Pleasant	3	House	\$472,500	15 Apr 2025
 722 Barkly St Mount Pleasant	2	House	\$396,400	08 Apr 2025
 829 Tress St Mount Pleasant	3	House	\$430,000	05 Apr 2025
 27 Lightfoot Av Mount Pleasant	2	House	\$452,000	02 Apr 2025
 913 Barkly St Mount Pleasant	2	House	\$480,000	31 Mar 2025
 106 Gladstone St Mount Pleasant	3	House	\$530,000	27 Mar 2025



Ballarat Office
1211 Sturt Street, Ballarat
03 5329 2500

jellisraig.com.au

Data is current as of PDF generation date 01/09/2025

* Updated Quarterly for the past 12 months

^ Updated daily for the past quarter

~ Updated daily: 33 recent results.

This publication contains data, analytics, statistics and other information supplied by PROPERTYDATAONLINE PTY LTD (PropertyData). The data provided in this publication is of a general nature and should not be construed as specific advice or relied upon in lieu of appropriate professional advice.

PropertyData relies upon data supplied by third parties and while the data is checked and reviewed, PropertyData does not warrant the accuracy or completeness of the information to the full extent permitted by the law and excludes all loss or damage howsoever arising (including through negligence) in connection with the data supplied by PropertyData. The State of Victoria owns the copyright in the Property Sales Data and reproduction of that data in any way without the consent of the State of Victoria will constitute a breach of the Copyright Act 1968 (cth). The State of Victoria does not warrant the accuracy or completeness of the Property Sales Data and any person using or relying upon such information does so on the basis that the State of Victoria accepts no responsibility or liability whatsoever for any errors, faults, defects or omissions in the information supplied.