

Suburb Report

Know your neighbourhood.



Property Prices

Median House Price*

Median

\$1.65m

Quarterly Price Change

1.41% ↑

Median Unit Price*

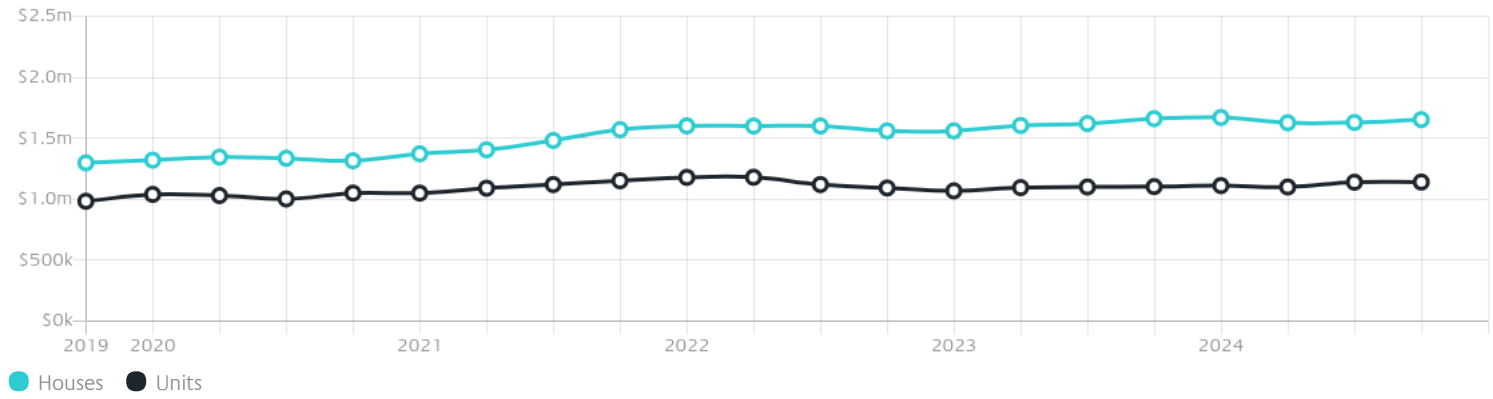
Median

\$1.14m

Quarterly Price Change

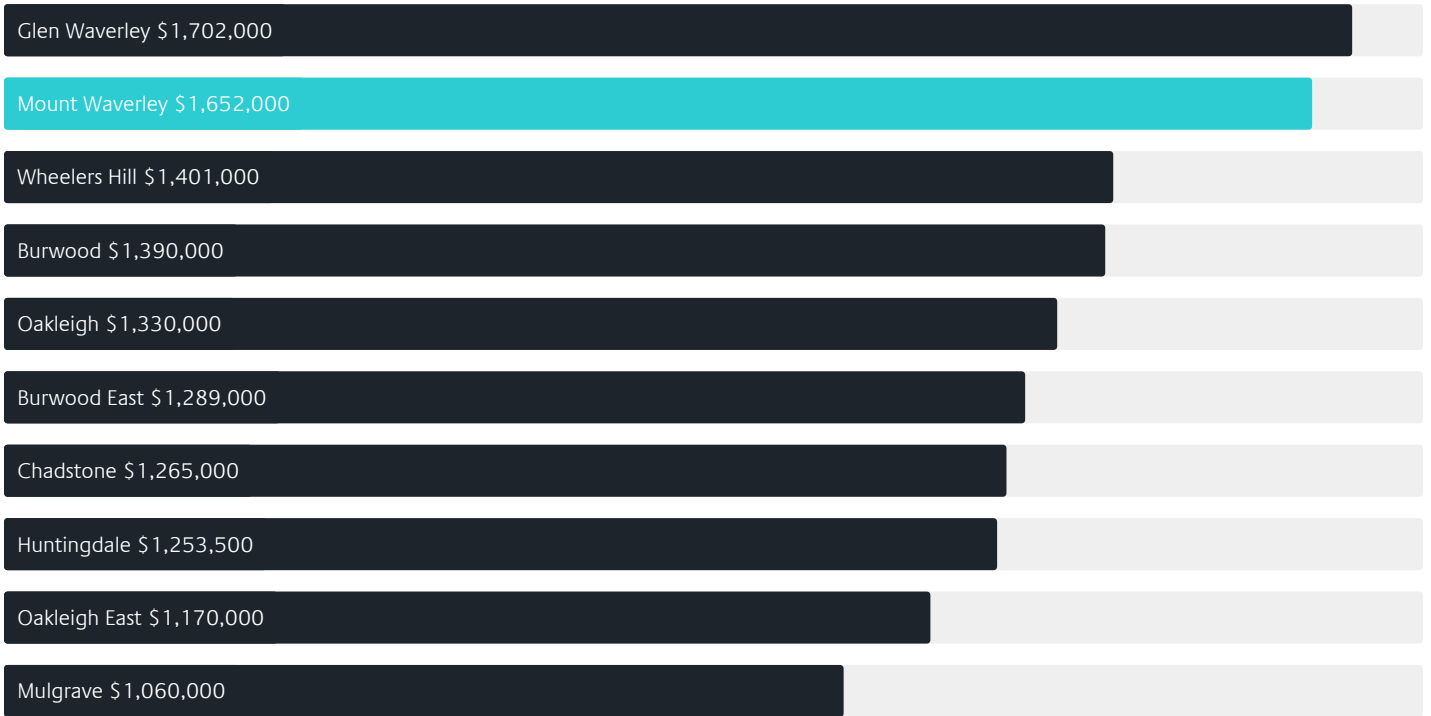
0.11% ↑

Quarterly Price Change*



Surrounding Suburbs

Median House Sale Price*



Median Unit Sale Price*



Sales Snapshot

Sale Method^{*}



● Auction 68%
● Private 32%

Auction Clearance Rate^{*}

84.62%

Median Days on Market[^]

29 days

Average Hold Period^{*}

6.8 years

Insights

Dwelling Type[^]



● Houses 69% ● Units 31%

Ownership[^]



● Owned Outright 45% ● Mortgaged 34% ● Rented 21%

Population[^]

35,340

Median Asking Rent per week^{*}

\$700

Population Growth[^]

5.14%

Rental Yield^{*}

2.18%

Median Age[^]













40 years

Median Household Size[^]













2.7 people

Sold Properties~













Discover a snapshot of the most recent results for this suburb, to view the full 12 months of sales history, please go to jellisicraig.com.au/suburbinsights

Address	Bedrooms	Type	Price	Sold
 1/52 Virginia St Mount Waverley	3	Unit	\$1,580,000	23 Dec 2024
 3 Debbie St Mount Waverley	3	House	\$1,550,000	23 Dec 2024
 10 Aldrin Dr Mount Waverley	3	House	\$1,575,000	22 Dec 2024
 2/6 Charles St Mount Waverley	3	Unit	\$1,150,000	21 Dec 2024
 29 Mummery St Mount Waverley	3	House	\$2,061,000	21 Dec 2024
 3/10 Avondale Gr Mount Waverley	4	Townhouse	\$1,430,000	19 Dec 2024
 6/17 Forster Rd Mount Waverley	3	Townhouse	\$990,000	19 Dec 2024
 8/2 Gowan Rd Mount Waverley	2	Unit	\$805,000	14 Dec 2024
 8 Wills Av Mount Waverley	3	House	\$1,610,000	14 Dec 2024
 568c Huntingdale Rd Mount Waverley	3	Townhouse	\$1,009,000	14 Dec 2024
 6 Esperance Rd Mount Waverley	4	House	\$1,652,000	14 Dec 2024
 10 Snead Ct Mount Waverley	4	House	\$1,388,888	14 Dec 2024

Sold Properties~

Address	Bedrooms	Type	Price	Sold
 1 Oakdene Ct Mount Waverley	6	House	\$2,110,000	14 Dec 2024
 1/13-15 Amber Gr Mount Waverley	4	Townhouse	\$1,620,000	14 Dec 2024
 1/576 Huntingdale Rd Mount Waverley	3	Unit	\$910,000	11 Dec 2024
 22 Amber Gr Mount Waverley	4	House	\$1,980,000	09 Dec 2024
 26 Marsham Rd Mount Waverley	3	House	\$1,630,000	09 Dec 2024
 12 Fairway Av Mount Waverley	5	House	\$1,385,000	09 Dec 2024
 25 Swayfield Rd Mount Waverley	3	House	\$1,500,000	09 Dec 2024
 30 Leyland Rd Mount Waverley	5	House	\$2,200,000	07 Dec 2024
 1/26 Hayfield Rd Mount Waverley	4	Townhouse	\$1,771,000	07 Dec 2024
 1/40 Darbyshire Rd Mount Waverley	3	Unit	\$982,000	07 Dec 2024
 73 Larch Cr Mount Waverley	3	House	\$1,753,000	07 Dec 2024
 13 Highclere Av Mount Waverley	3	House	\$1,220,000	07 Dec 2024

Sold Properties~

Address	Bedrooms	Type	Price	Sold
 2/265 Lawrence Rd Mount Waverley	3	Unit	\$992,000	07 Dec 2024
 23 Adelaide Av Mount Waverley	3	House	\$2,078,000	07 Dec 2024
 23 Walker Rd Mount Waverley	4	House	\$1,760,000	07 Dec 2024
 6 Corowa Ct Mount Waverley	5	House	\$1,650,000	07 Dec 2024
 1/30 Torroodun St Mount Waverley	3	Unit	\$895,000	07 Dec 2024
 26 The Highway Mount Waverley	4	House	\$2,202,000	06 Dec 2024
 11 Andrew St Mount Waverley	3	House	\$1,550,000	04 Dec 2024
 1/22 Marsham Rd Mount Waverley	3	Unit	\$1,350,000	03 Dec 2024
 10 French St Mount Waverley	4	House	\$1,575,000	02 Dec 2024
 21 Bennett Av Mount Waverley	5	House	\$2,725,000	30 Nov 2024
 8 Inverell Av Mount Waverley	6	House	\$2,820,000	30 Nov 2024
 10 Baxter Ct Mount Waverley	4	House	\$1,720,000	30 Nov 2024



Monash Office
280 Stephensons Road, Mount Waverley
03 8849 8088

jelliscraig.com.au

Data is current as of PDF generation date 20/01/2025

* Updated Quarterly for the past 12 months

^ Updated daily for the past quarter

~ Updated daily: 33 recent results.

This publication contains data, analytics, statistics and other information supplied by PROPERTYDATAONLINE PTY LTD (PropertyData). The data provided in this publication is of a general nature and should not be construed as specific advice or relied upon in lieu of appropriate professional advice.

PropertyData relies upon data supplied by third parties and while the data is checked and reviewed, PropertyData does not warrant the accuracy or completeness of the information to the full extent permitted by the law and excludes all loss or damage howsoever arising (including through negligence) in connection with the data supplied by PropertyData. The State of Victoria owns the copyright in the Property Sales Data and reproduction of that data in any way without the consent of the State of Victoria will constitute a breach of the Copyright Act 1968 (cth). The State of Victoria does not warrant the accuracy or completeness of the Property Sales Data and any person using or relying upon such information does so on the basis that the State of Victoria accepts no responsibility or liability whatsoever for any errors, faults, defects or omissions in the information supplied.