

# JellisCraig

MULGRAVE

## Suburb Report

Know your neighbourhood.



MULGRAVE SUBURB REPORT

Median House Price\*

Median

\$1.10m

Quarterly Price Change

0.69% ↑

Median Unit Price\*

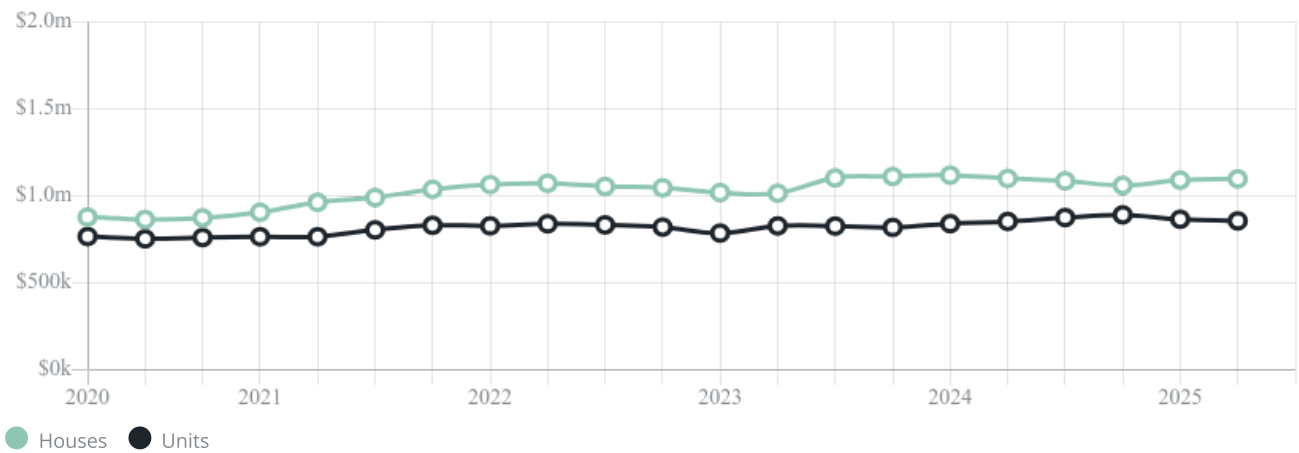
Median

\$856k

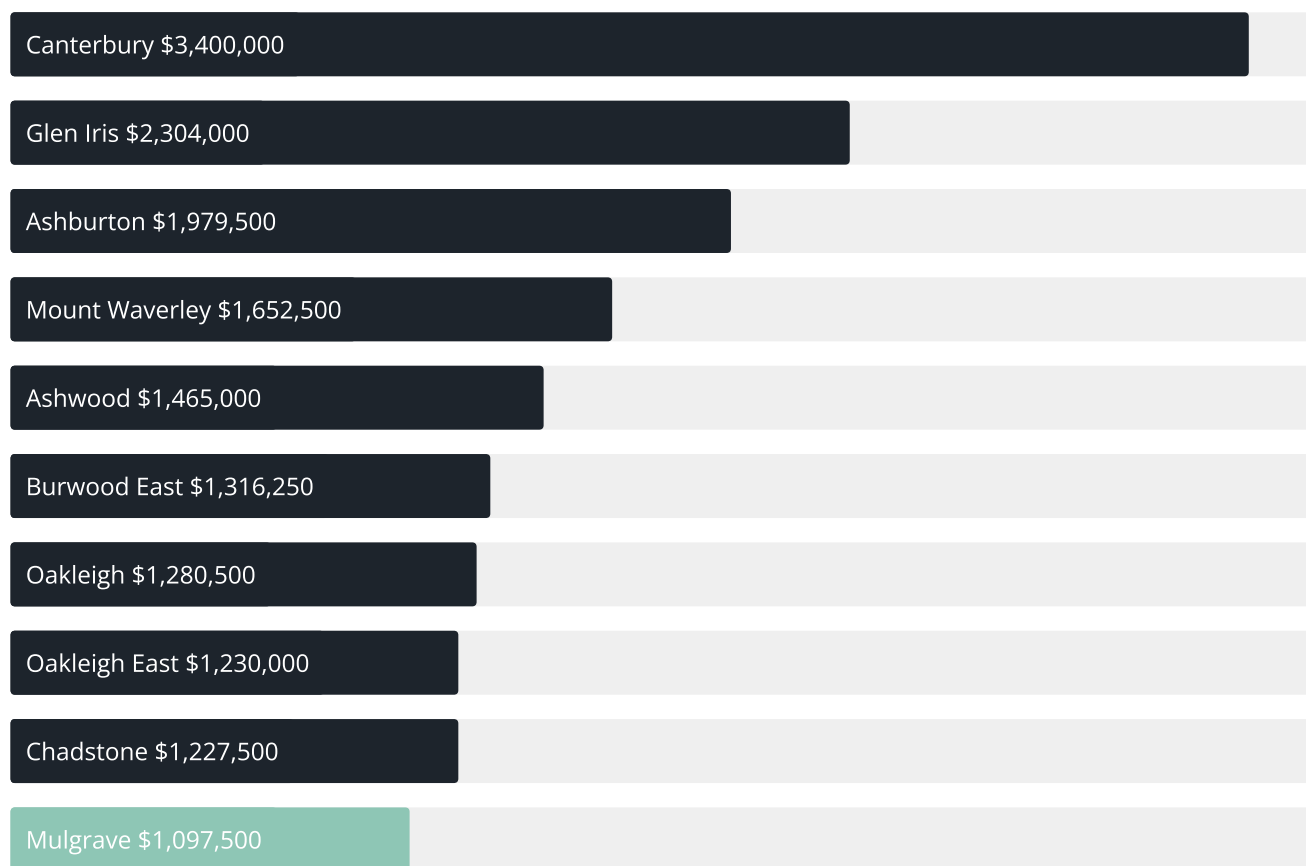
Quarterly Price Change

-1.04% ↓

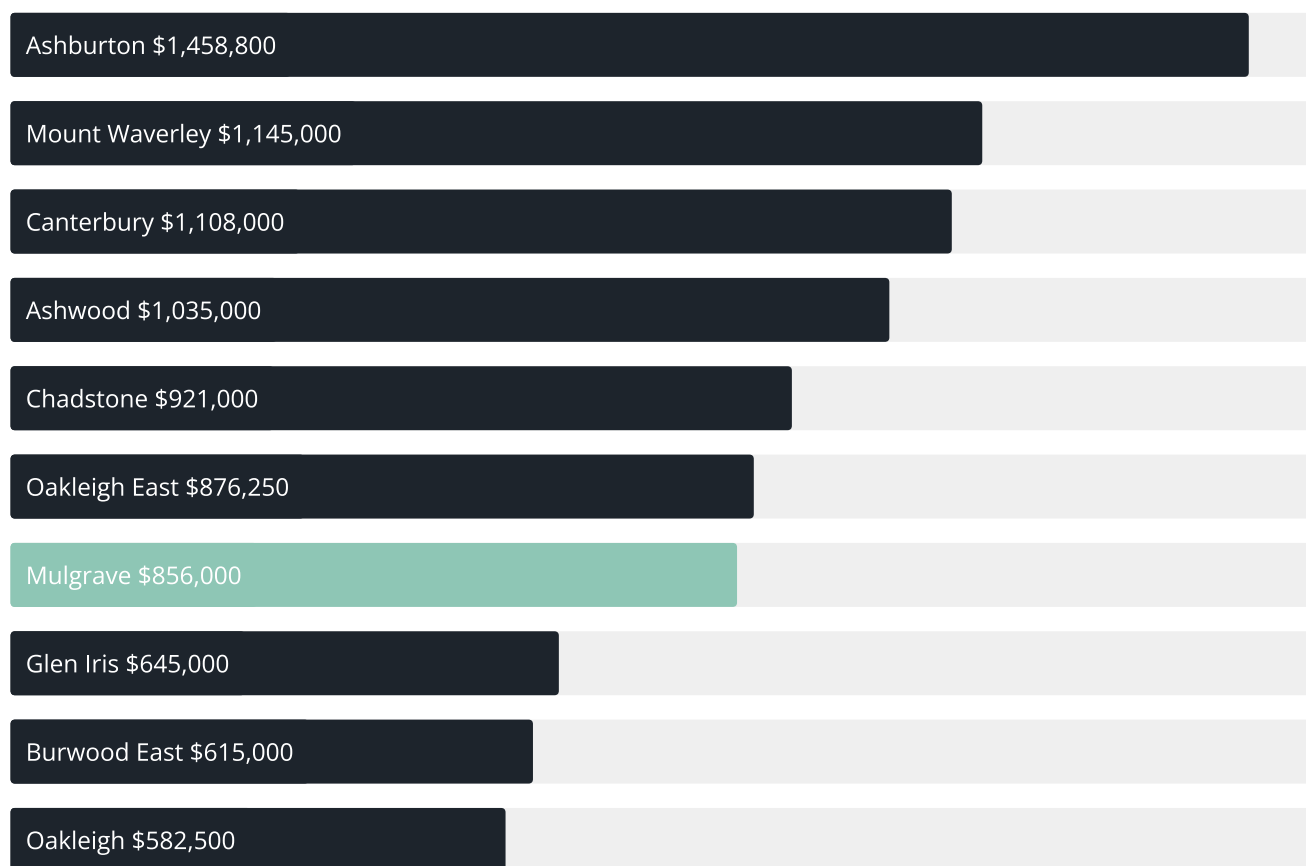
Quarterly Price Change\*



## Median House Sale Price\*



## Median Unit Sale Price\*





## MULGRAVE SUBURB REPORT

## Sale Method\*



## Auction Clearance Rate\*

93.62%

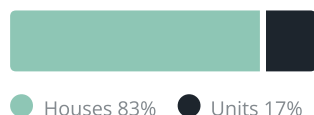
## Median Days on Market^

18 days

## Average Hold Period\*

8.5 years

## Dwelling Type^



## Ownership^



## Population^

19,889

## Median Asking Rent per week\*

\$650

## Population Growth^

2.69%

## Rental Yield\*

3.13%

## Median Age^











40 years

## Median Household Size^











2.8 people

## MULGRAVE SUBURB REPORT











Discover a snapshot of the most recent results for this suburb, to view the full 12 months of sales history, please go to [jellisraig.com.au/suburbinsights](http://jellisraig.com.au/suburbinsights)

Address	Bedrooms	Type	Price	Sold
 2/22 Studley St Mulgrave	4	Townhouse	\$1,093,000	26 Jul 2025
 1/19 Montana Av Mulgrave	3	Unit	\$726,000	26 Jul 2025
 38 Portland St Mulgrave	5	House	\$1,600,000	19 Jul 2025
 42 Denver Cr Mulgrave	3	House	\$1,183,000	19 Jul 2025
 15 Knell St Mulgrave	3	House	\$1,200,000	16 Jul 2025
 3/60 Lea Rd Mulgrave	4	Townhouse	\$982,000	12 Jul 2025
 7 Seaview Cr Mulgrave	3	House	\$1,160,000	12 Jul 2025
 6 Tennyson Ct Mulgrave	3	House	\$1,008,000	10 Jul 2025
 134c Wanda St Mulgrave	4	Townhouse	\$1,250,000	05 Jul 2025
 15 Amblecote Cr Mulgrave	3	House	\$1,205,500	28 Jun 2025

## MULGRAVE SUBURB REPORT

Address	Bedrooms	Type	Price	Sold
 2/11 Ling Ct Mulgrave	3	Unit	\$765,000	28 Jun 2025
 8 Dunrossil Cl Mulgrave	3	House	\$930,000	25 Jun 2025
 2 Locarno Ct Mulgrave	4	House	\$1,275,000	21 Jun 2025
 12 Locarno Ct Mulgrave	6	House	\$1,242,000	21 Jun 2025
 1 Sackville Ct Mulgrave	5	House	\$1,738,000	20 Jun 2025
 5 Topaz Ct Mulgrave	4	House	\$1,020,000	14 Jun 2025
 96 Jacksons Rd Mulgrave	5	House	\$1,232,000	14 Jun 2025
 14 Royal Oak Ct Mulgrave	4	House	\$1,505,000	14 Jun 2025
 1/13a Montana Av Mulgrave	3	Flat/Unit/Apartment	\$790,000	14 Jun 2025
 78 Haverbrack Dr Mulgrave	3	House	\$1,020,000	13 Jun 2025

## MULGRAVE SUBURB REPORT

Address	Bedrooms	Type	Price	Sold
 63 Lords Av Mulgrave	3	House	\$1,050,000	13 Jun 2025
 129 Stadium Cirt Mulgrave	3	House	\$1,135,000	12 Jun 2025
 45 Baird St Mulgrave	3	House	\$1,200,000	10 Jun 2025
 13 Newcastle Dr Mulgrave	3	Townhouse	\$771,000	10 Jun 2025
 9 Nash Dr Mulgrave	2	House	\$860,000	10 Jun 2025
 34 Seaview Cr Mulgrave	3	House	\$966,000	07 Jun 2025
 36 Clunies Ross Cr Mulgrave	3	House	\$1,128,888	05 Jun 2025
 1/1 Neil Ct Mulgrave	2	House	\$670,000	01 Jun 2025
 8 Renbold Pl Mulgrave	4	House	\$1,365,000	31 May 2025
 40 Fernbank Cr Mulgrave	3	House	\$860,000	31 May 2025





[jellisraig.com.au](http://jellisraig.com.au)

Data is current as of PDF generation date 01/08/2025

\* Updated Quarterly for the past 12 months

^ Updated daily for the past quarter

~ Updated daily: 33 recent results.

This publication contains data, analytics, statistics and other information supplied by PROPERTYDATAONLINE PTY LTD (PropertyData). The data provided in this publication is of a general nature and should not be construed as specific advice or relied upon in lieu of appropriate professional advice.

PropertyData relies upon data supplied by third parties and while the data is checked and reviewed, PropertyData does not warrant the accuracy or completeness of the information to the full extent permitted by the law and excludes all loss or damage howsoever arising (including through negligence) in connection with the data supplied by PropertyData. The State of Victoria owns the copyright in the Property Sales Data and reproduction of that data in any way without the consent of the State of Victoria will constitute a breach of the Copyright Act 1968 (cth). The State of Victoria does not warrant the accuracy or completeness of the Property Sales Data and any person using or relying upon such information does so on the basis that the State of Victoria accepts no responsibility or liability whatsoever for any errors, faults, defects or omissions in the information supplied.