

Suburb Report

Know your neighbourhood.



Property Prices

Median House Price*

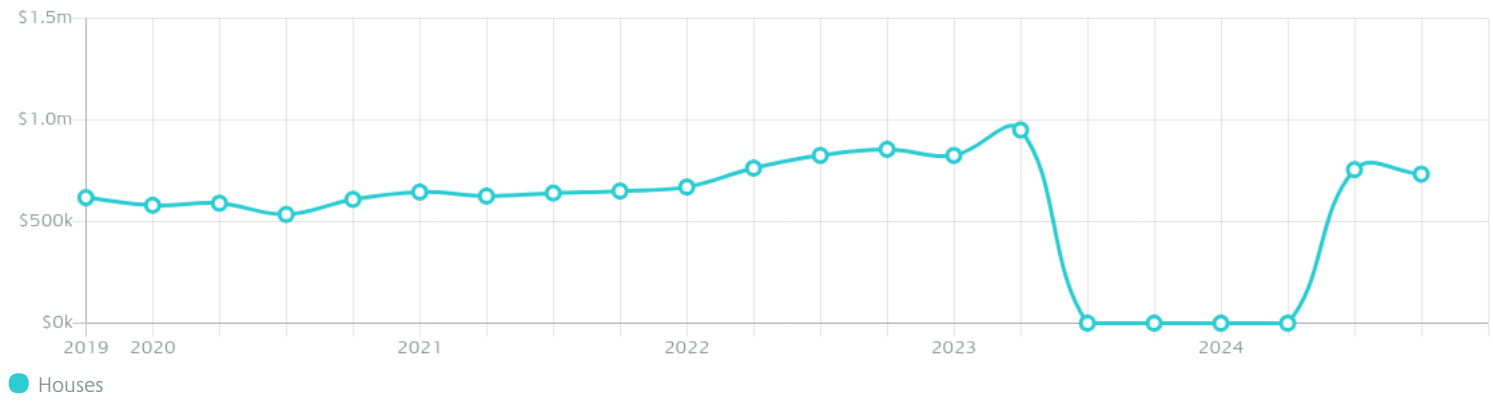
Median

\$733k

Quarterly Price Change

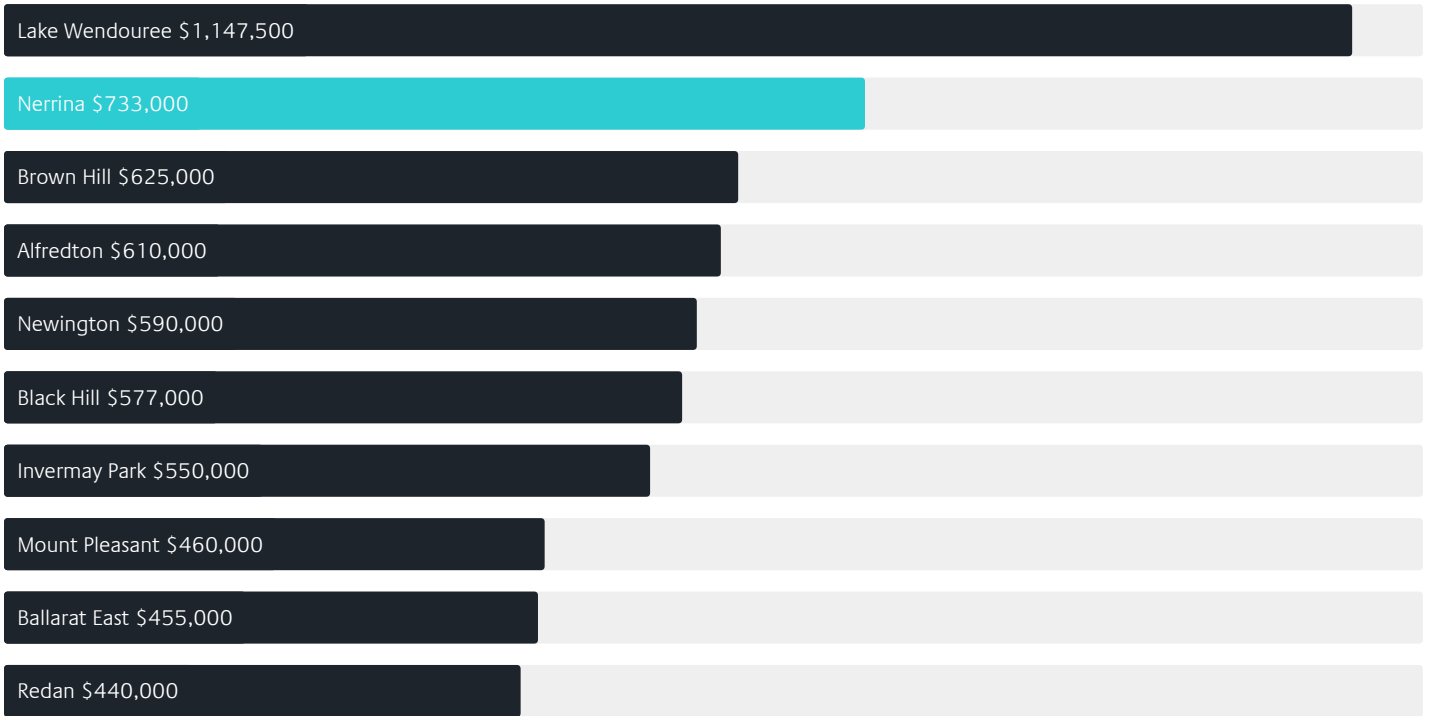
-2.91% ↓

Quarterly Price Change*



Surrounding Suburbs

Median House Sale Price*



Median Unit Sale Price*



Sales Snapshot

Sale Method^{*}



● Private 100%

Average Hold Period^{*}

7.1 years

Insights

Dwelling Type[^]



● Houses 99% ● Units 1%

Ownership[^]



● Owned Outright 42% ● Mortgaged 50% ● Rented 8%

Population[^]

970

Median Asking Rent per week^{*}

\$430

Population Growth[^]

0.83%

Rental Yield^{*}

4.15%

Median Age[^]













42 years

Median Household Size[^]



2.7 people

Sold Properties~

Discover a snapshot of the most recent results for this suburb, to view the full 12 months of sales history, please go to jellisicraig.com.au/suburbinsights

Address	Bedrooms	Type	Price	Sold
 73a Lofven St Nerrina	3	House	\$550,000	18 Mar 2025
 205 Nerrina Rd Nerrina	3	House	\$580,000	11 Mar 2025
 16 Waranga St Nerrina	4	House	\$900,000	18 Feb 2025
 16 Arapiles St Nerrina	3	House	\$567,500	14 Dec 2024
 12 Rampling Way Nerrina	3	House	\$1,550,000	06 Dec 2024
 4 Lofven St Nerrina	2	House	\$285,000	07 Nov 2024
 1 Lofven St Nerrina	3	House	\$390,000	17 Oct 2024
 401 Haines St Nerrina	3	House	\$540,000	15 Oct 2024
 10 Kinloch Ct Nerrina	3	House	\$685,000	20 Sep 2024
 1 Falkirk Rd Nerrina	4	House	\$733,000	02 Sep 2024
 233 Nerrina Rd Nerrina	4	House	\$825,000	02 Sep 2024
 3 Kinloch Ct Nerrina	3	House	\$755,000	25 Jul 2024

Sold Properties~

Address	Bedrooms	Type	Price	Sold
 7 Boroka St Nerrina	4	House	\$1,130,000	01 May 2024
 14A Lofven St Nerrina	4	House	\$820,000	19 Apr 2024



Ballarat Office
1211 Sturt Street, Ballarat
03 5329 2500

jelliscraig.com.au

Data is current as of PDF generation date 01/04/2025

* Updated Quarterly for the past 12 months

^ Updated daily for the past quarter

~ Updated daily: 33 recent results.

This publication contains data, analytics, statistics and other information supplied by PROPERTYDATAONLINE PTY LTD (PropertyData). The data provided in this publication is of a general nature and should not be construed as specific advice or relied upon in lieu of appropriate professional advice.

PropertyData relies upon data supplied by third parties and while the data is checked and reviewed, PropertyData does not warrant the accuracy or completeness of the information to the full extent permitted by the law and excludes all loss or damage howsoever arising (including through negligence) in connection with the data supplied by PropertyData. The State of Victoria owns the copyright in the Property Sales Data and reproduction of that data in any way without the consent of the State of Victoria will constitute a breach of the Copyright Act 1968 (cth). The State of Victoria does not warrant the accuracy or completeness of the Property Sales Data and any person using or relying upon such information does so on the basis that the State of Victoria accepts no responsibility or liability whatsoever for any errors, faults, defects or omissions in the information supplied.