

Suburb **INSIGHTS**

3350
NEWINGTON



Data that shapes your suburb.

**Jellis
Craig**

Property Prices

Median House Price*

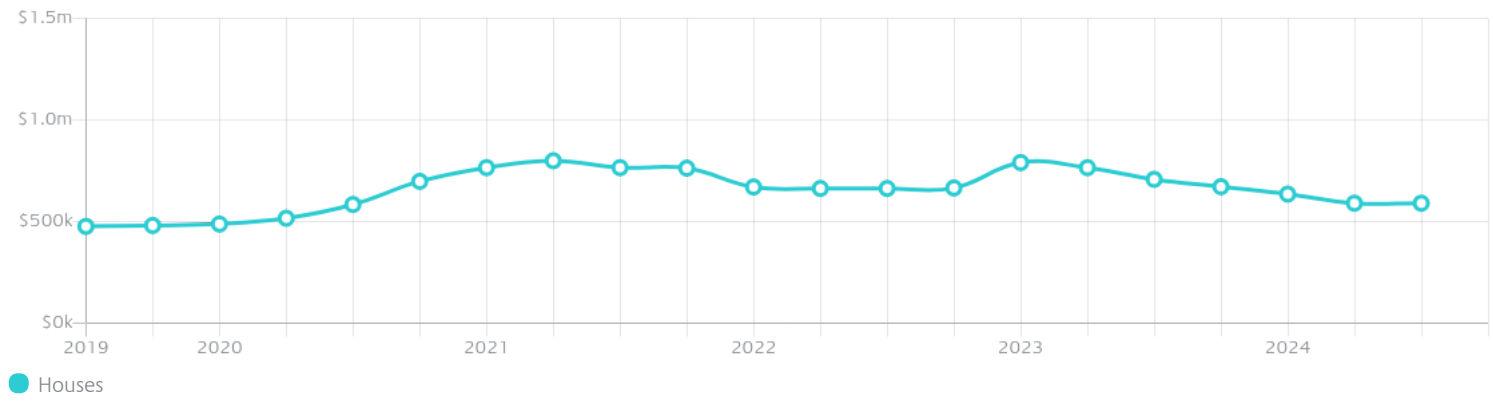
Median

\$590k

Quarterly Price Change

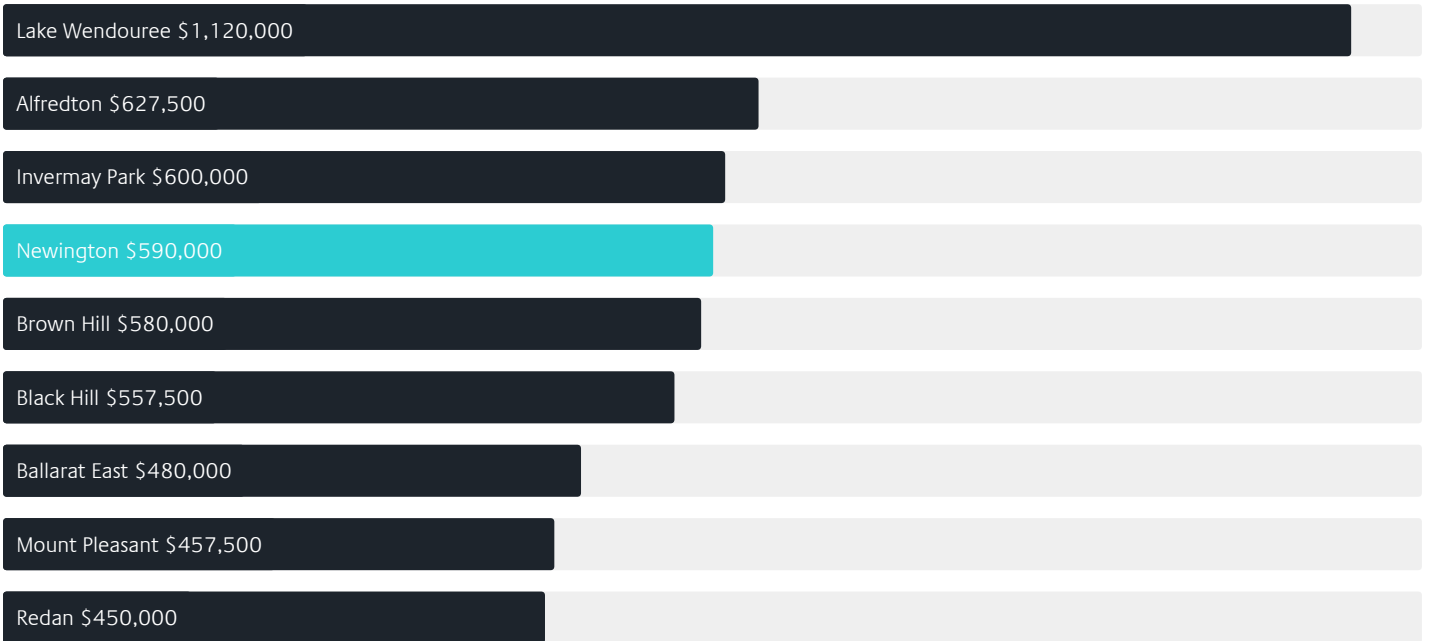
0.00% ↓

Quarterly Price Change*



Surrounding Suburbs

Median House Sale Price*



Median Unit Sale Price*



Sales Snapshot

Sale Method[^]



● Auction 13%
● Private 88%

Auction Clearance Rate^{*}

100%

Average Hold Period^{*}

5.8 years

Insights

Dwelling Type[^]



● Houses 84% ● Units 16%

Ownership[^]



● Owned Outright 42% ● Mortgaged 34% ● Rented 25%

Population[^]

1,844

Median Asking Rent per week^{*}

\$400

Population Growth[^]

-2.95%

Rental Yield^{*}

3.54%

Median Age[^]













39 years

Median Household Size[^]













2.4 people

Sold Properties~













Discover a snapshot of the most recent results for this suburb, to view the full 12 months of sales history, please go to jellisraig.com.au/suburbinsights

Address	Bedrooms	Type	Price	Sold
 10 Queen Victoria St Newington	3	House	\$625,000	12 Nov 2024
 4 Durham St Newington	3	House	\$1,375,000	08 Nov 2024
 10 Alfred St.S Newington	4	House	\$2,050,000	29 Oct 2024
 1 Stewart St Newington	3	House	\$505,000	24 Oct 2024
 5 Exchange St Newington	3	House	\$460,000	12 Oct 2024
 26 Duke St Newington	3	House	\$1,010,000	11 Oct 2024
 25 Salisbury Av Newington	2	House	\$467,000	04 Oct 2024
 1 154 Eyre St Newington	2	House	\$550,000	17 Aug 2024
 10 Nightingale St Newington	3	House	\$925,000	16 Aug 2024
 15 Muir Cr Newington	3	House	\$575,000	23 Jul 2024
 1/6 Balaclava St NEWINGTON	1	Unit	\$300,000	19 Jul 2024
 2/20 Pleasant St.S Newington	2	Unit	\$375,000	02 Jul 2024

Sold Properties~

Address	Bedrooms	Type	Price	Sold
 14 Stewart St Newington	3	House	\$530,000	25 Jun 2024
 4 Gwenith Av Newington	3	House	\$580,000	20 Jun 2024
 21 Salisbury Av Newington	3	House	\$470,000	12 Jun 2024
 210 Pleasant St.S Newington	3	House	\$500,000	31 May 2024
 8 Salisbury Av Newington	2	House	\$480,000	22 May 2024
 29 Nightingale St NEWINGTON	4	House	\$1,100,000	21 May 2024
 29 Salisbury Av Newington	3	House	\$487,500	16 May 2024
 43 Duke St Newington	3	House	\$750,000	16 May 2024
 10 Duke St Newington	3	House	\$670,000	24 Apr 2024
 45 Durham St Newington	3	House	\$700,000	22 Apr 2024
 2 Collard St Newington	2	House	\$570,000	03 Apr 2024
 1 Junction St Newington	4	House	\$1,125,000	28 Mar 2024

Sold Properties~

Address	Bedrooms	Type	Price	Sold
 11 Queen Victoria St Newington	2	House	\$500,000	26 Mar 2024
 44 Salisbury Av Newington	3	House	\$664,000	25 Mar 2024
 7 Duke St Newington	3	House	\$475,000	13 Mar 2024
 27 Russell St Newington	4	House	\$2,125,000	04 Mar 2024
 33 Waller Av Newington	3	House	\$590,000	21 Feb 2024
 18 Queen Victoria St Newington	3	House	\$585,000	15 Feb 2024
 9 Smith St Newington	3	House	\$610,000	13 Feb 2024
 4 Murray St Newington	3	House	\$870,000	29 Jan 2024
 118 Pleasant St.S Newington	3	House	\$680,000	11 Jan 2024
 1163 Eyre St Newington	3	House	\$700,000	19 Dec 2023
 1106a Eyre St Newington	3	House	\$718,000	19 Dec 2023
 34 Duke St Newington	2	House	\$556,000	15 Dec 2023



Ballarat Office
1211 Sturt Street, Ballarat
03 5329 2500

jelliscraig.com.au

Data is current as of PDF generation date 01/12/2024

* Updated Quarterly for the past 12 months

^ Updated daily for the past quarter

~ Updated daily: 33 recent results.

This publication contains data, analytics, statistics and other information supplied by PROPERTYDATAONLINE PTY LTD (PropertyData). The data provided in this publication is of a general nature and should not be construed as specific advice or relied upon in lieu of appropriate professional advice.

PropertyData relies upon data supplied by third parties and while the data is checked and reviewed, PropertyData does not warrant the accuracy or completeness of the information to the full extent permitted by the law and excludes all loss or damage howsoever arising (including through negligence) in connection with the data supplied by PropertyData. The State of Victoria owns the copyright in the Property Sales Data and reproduction of that data in any way without the consent of the State of Victoria will constitute a breach of the Copyright Act 1968 (cth). The State of Victoria does not warrant the accuracy or completeness of the Property Sales Data and any person using or relying upon such information does so on the basis that the State of Victoria accepts no responsibility or liability whatsoever for any errors, faults, defects or omissions in the information supplied.