

# *Suburb Report*

Know your neighbourhood.



# Property Prices

## Median House Price\*

Median

**\$1.22m**

Quarterly Price Change

**3.93% ↑**

## Median Unit Price\*

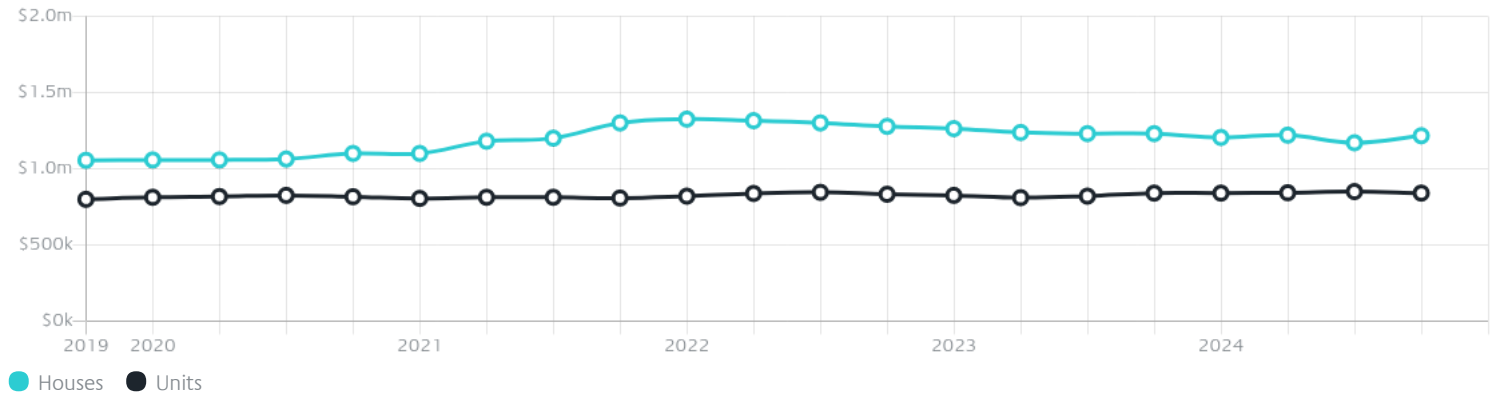
Median

**\$840k**

Quarterly Price Change

**-1.17% ↓**

## Quarterly Price Change\*



# Surrounding Suburbs

---

## Median House Sale Price\*



## Median Unit Sale Price\*



# Sales Snapshot

## Sale Method<sup>\*</sup>



● Auction 61%  
● Private 39%

## Auction Clearance Rate<sup>\*</sup>

86.05%

## Median Days on Market<sup>^</sup>

34 days

## Average Hold Period<sup>\*</sup>

6.5 years

# Insights

## Dwelling Type<sup>^</sup>



● Houses 67% ● Units 33%

## Ownership<sup>^</sup>



● Owned Outright 30% ● Mortgaged 44% ● Rented 25%

## Population<sup>^</sup>

13,658

## Median Asking Rent per week<sup>\*</sup>

\$718

## Population Growth<sup>^</sup>

5.74%

## Rental Yield<sup>\*</sup>

3.06%

## Median Age<sup>^</sup>













38 years

## Median Household Size<sup>^</sup>













2.6 people

# Sold Properties~













Discover a snapshot of the most recent results for this suburb, to view the full 12 months of sales history, please go to [jellisraig.com.au/suburbinsights](https://jellisraig.com.au/suburbinsights)

Address	Bedrooms	Type	Price	Sold
 6 Tait St Newport	3	House	\$1,457,000	29 Mar 2025
 6 Effingham Rd Newport	4	House	\$1,850,000	29 Mar 2025
 63 Elphin St Newport	3	House	\$1,310,000	27 Mar 2025
 1/24 Bradley St Newport	3	Townhouse	\$1,060,000	27 Mar 2025
 35 Monmouth St Newport	3	House	\$1,088,000	26 Mar 2025
 12 Jubilee St Newport	5	House	\$2,090,000	26 Mar 2025
 20 Fowler Cr Newport	3	House	\$815,000	26 Mar 2025
 61 Blenheim Rd NEWPORT	3	House	\$930,000	24 Mar 2025
 3 Breadalbane Pl Newport	5	House	\$1,970,000	22 Mar 2025
 2c Basil St Newport	3	Townhouse	\$1,150,000	22 Mar 2025
 59 Oxford St Newport	4	House	\$1,755,000	22 Mar 2025
 67 Elphin St Newport	3	House	\$1,020,000	22 Mar 2025

# Sold Properties~

Address	Bedrooms	Type	Price	Sold
 168 Woods St Newport	3	House	\$1,161,000	22 Mar 2025
 123/6 Paine St Newport	2	Townhouse	\$700,000	19 Mar 2025
 15a Thorpe St Newport	5	Townhouse	\$1,550,000	18 Mar 2025
 4/19 Basil St Newport	2	Townhouse	\$660,000	18 Mar 2025
 2/8 Thorpe St Newport	3	Townhouse	\$930,000	18 Mar 2025
 2/28 Durkin St Newport	3	House	\$1,171,000	12 Mar 2025
 3/34 Clyde St Newport	3	Townhouse	\$860,000	11 Mar 2025
 5 Jubilee St Newport	2	House	\$975,000	11 Mar 2025
 35 John Liston Dr Newport	3	House	\$1,218,000	07 Mar 2025
 3/24 Thorpe St Newport	4	Unit	\$930,000	06 Mar 2025
 29 Elizabeth St Newport	4	Townhouse	\$1,275,000	04 Mar 2025
 10/124-136 Mason St Newport	2	Townhouse	\$735,000	03 Mar 2025

# Sold Properties~

Address	Bedrooms	Type	Price	Sold
 6/85 The Strand Newport	2	Apartment	\$570,000	03 Mar 2025
 21 Schutt St Newport	2	House	\$1,076,500	01 Mar 2025
 8 Ford St Newport	3	House	\$1,260,000	01 Mar 2025
 353 Douglas Pde Newport	4	House	\$801,000	01 Mar 2025
 26 Oakbank St Newport	3	House	\$1,420,000	01 Mar 2025
 3/24 Newcastle St Newport	2	Townhouse	\$680,000	28 Feb 2025
 22 Ford St Newport	3	House	\$1,550,000	28 Feb 2025
 25 Junction St Newport	4	House	\$1,800,000	27 Feb 2025
 107 North Rd Newport	3	House	\$1,610,000	26 Feb 2025
 45 Bradley St Newport	5	House	\$1,300,000	26 Feb 2025
 8 Collingwood Rd Newport	4	House	\$1,900,000	22 Feb 2025
 2a Agg St Newport	2	House	\$1,031,000	22 Feb 2025



Williamstown Office  
84 Ferguson Street, Williamstown  
03 8387 0000

[jelliscraig.com.au](http://jelliscraig.com.au)

Data is current as of PDF generation date 01/04/2025

\* Updated Quarterly for the past 12 months

^ Updated daily for the past quarter

~ Updated daily: 33 recent results.

This publication contains data, analytics, statistics and other information supplied by PROPERTYDATAONLINE PTY LTD (PropertyData). The data provided in this publication is of a general nature and should not be construed as specific advice or relied upon in lieu of appropriate professional advice.

PropertyData relies upon data supplied by third parties and while the data is checked and reviewed, PropertyData does not warrant the accuracy or completeness of the information to the full extent permitted by the law and excludes all loss or damage howsoever arising (including through negligence) in connection with the data supplied by PropertyData. The State of Victoria owns the copyright in the Property Sales Data and reproduction of that data in any way without the consent of the State of Victoria will constitute a breach of the Copyright Act 1968 (cth). The State of Victoria does not warrant the accuracy or completeness of the Property Sales Data and any person using or relying upon such information does so on the basis that the State of Victoria accepts no responsibility or liability whatsoever for any errors, faults, defects or omissions in the information supplied.