

Suburb **INSIGHTS**

3015
NEWPORT



Data that shapes your suburb.

**Jellis
Craig**

Property Prices

Median House Price*

Median

\$1.18m

Quarterly Price Change

-3.68% ↓

Median Unit Price*

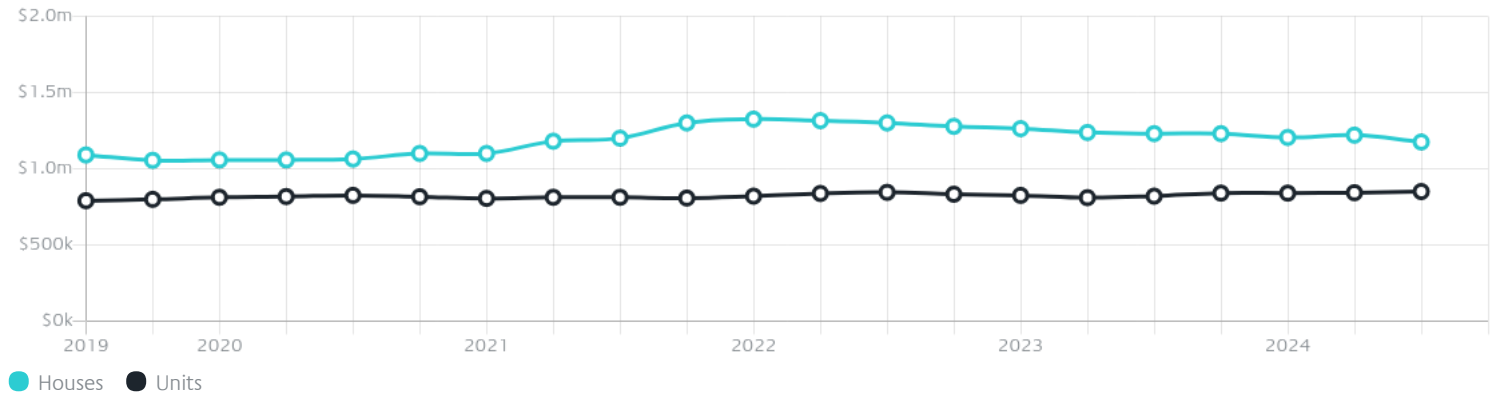
Median

\$850k

Quarterly Price Change

0.89% ↑

Quarterly Price Change*



Surrounding Suburbs

Median House Sale Price*



Median Unit Sale Price*



Sales Snapshot

Sale Method^{*}



● Auction 78%
● Private 23%

Auction Clearance Rate^{*}

79.03%

Median Days on Market[^]

29 days

Average Hold Period^{*}

6.5 years

Insights

Dwelling Type[^]



● Houses 67% ● Units 33%

Ownership[^]



● Owned Outright 30% ● Mortgaged 44% ● Rented 25%

Population[^]

13,658

Median Asking Rent per week^{*}

\$690

Population Growth[^]

5.74%

Rental Yield^{*}

3.06%

Median Age[^]













38 years

Median Household Size[^]













2.6 people

Sold Properties~













Discover a snapshot of the most recent results for this suburb, to view the full 12 months of sales history, please go to jellisraig.com.au/suburbinsights

Address	Bedrooms	Type	Price	Sold
 99 Mason St Newport	3	House	\$1,100,000	30 Nov 2024
 4/75 Elizabeth St Newport	4	Townhouse	\$1,045,000	30 Nov 2024
 1 1a Revo St Newport	4	Townhouse	\$1,540,000	29 Nov 2024
 1 1b Revo St Newport	4	Townhouse	\$1,540,000	29 Nov 2024
 107 River St Newport	3	House	\$1,480,000	28 Nov 2024
 72 The Strand Newport	3	House	\$2,720,000	28 Nov 2024
 15 Thorpe St Newport	5	House	\$1,328,000	27 Nov 2024
 89 Graham St Newport	2	House	\$650,000	27 Nov 2024
 103 Newcastle St Newport	2	Townhouse	\$950,000	27 Nov 2024
 1/147 Mason St Newport	3	Townhouse	\$860,000	25 Nov 2024
 45 Ford St Newport	3	House	\$1,280,000	21 Nov 2024
 72 Woods St Newport	4	House	\$1,290,000	19 Nov 2024

Sold Properties~

Address	Bedrooms	Type	Price	Sold
 62 Jack St Newport	3	House	\$920,000	16 Nov 2024
 83 Charlotte St Newport	4	House	\$1,670,000	16 Nov 2024
 479 Melbourne Rd Newport	2	Townhouse	\$940,000	15 Nov 2024
 22 Junction St Newport	5	House	\$1,270,000	15 Nov 2024
 111 Mason St Newport	3	House	\$1,130,000	15 Nov 2024
 4/176 Woods St Newport	3	Townhouse	\$902,000	14 Nov 2024
 108/455 Melbourne Rd Newport	2	Apartment	\$580,000	11 Nov 2024
 10/4 Mason St Newport	2	Unit	\$495,000	11 Nov 2024
 175 Mason St Newport	0	Land	\$1,700,000	09 Nov 2024
 5 Home Rd Newport	4	House	\$2,140,000	08 Nov 2024
 12 Charlotte St Newport	4	House	\$1,480,000	08 Nov 2024
 20/124-136 Mason St Newport	3	Townhouse	\$815,000	07 Nov 2024

Sold Properties~

Address	Bedrooms	Type	Price	Sold
 5/63 Elizabeth St Newport	2	Unit	\$550,000	04 Nov 2024
 2/215 Woods St Newport	2	Unit	\$625,500	01 Nov 2024
 42 Challis St Newport	3	House	\$1,490,000	26 Oct 2024
 17 Shellard St Newport	3	House	\$930,000	26 Oct 2024
 14 Woods St Newport	5	House	\$2,110,000	25 Oct 2024
 10 Fowler Cr Newport	3	House	\$765,000	23 Oct 2024
 18a Laurie St Newport	3	House	\$1,010,000	23 Oct 2024
 4/24 Clyde St NEWPORT	3	Townhouse	\$825,000	22 Oct 2024
 94 Market St Newport	4	House	\$1,480,000	22 Oct 2024
 46D Crawford St Newport	3	Townhouse	\$970,000	21 Oct 2024
 2/293 Douglas Pde Newport	4	House	\$2,165,000	18 Oct 2024
 44 Croker St Newport	1	Townhouse	\$577,500	17 Oct 2024

Jellis Craig

Williamstown Office
84 Ferguson Street, Williamstown
03 8387 0000

jellisraig.com.au

Data is current as of PDF generation date 01/12/2024

* Updated Quarterly for the past 12 months

^ Updated daily for the past quarter

~ Updated daily: 33 recent results.

This publication contains data, analytics, statistics and other information supplied by PROPERTYDATAONLINE PTY LTD (PropertyData). The data provided in this publication is of a general nature and should not be construed as specific advice or relied upon in lieu of appropriate professional advice.

PropertyData relies upon data supplied by third parties and while the data is checked and reviewed, PropertyData does not warrant the accuracy or completeness of the information to the full extent permitted by the law and excludes all loss or damage howsoever arising (including through negligence) in connection with the data supplied by PropertyData. The State of Victoria owns the copyright in the Property Sales Data and reproduction of that data in any way without the consent of the State of Victoria will constitute a breach of the Copyright Act 1968 (cth). The State of Victoria does not warrant the accuracy or completeness of the Property Sales Data and any person using or relying upon such information does so on the basis that the State of Victoria accepts no responsibility or liability whatsoever for any errors, faults, defects or omissions in the information supplied.