

Suburb Report

Know your neighbourhood.



Property Prices

Median House Price*

Median

\$1.25m

Quarterly Price Change

2.21% ↑

Median Unit Price*

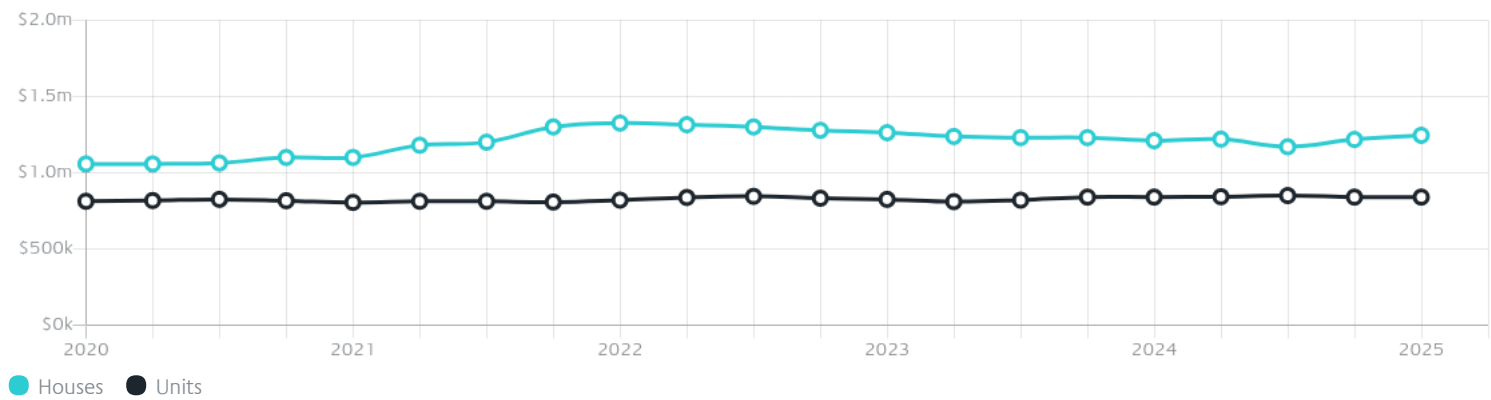
Median

\$840k

Quarterly Price Change

0.00% ↓

Quarterly Price Change*



Surrounding Suburbs

Median House Sale Price*



Median Unit Sale Price*



Sales Snapshot

Sale Method*



● Auction 65%
● Private 35%

Auction Clearance Rate*

82.76%

Median Days on Market^

36 days

Average Hold Period*

6.5 years

Insights

Dwelling Type^



● Houses 67% ● Units 33%

Ownership^



● Owned Outright 30% ● Mortgaged 44% ● Rented 25%

Population^

13,658

Median Asking Rent per week*

\$700

Population Growth^

5.74%

Rental Yield*

3.06%

Median Age^













38 years

Median Household Size^













2.6 people

Sold Properties~













Discover a snapshot of the most recent results for this suburb, to view the full 12 months of sales history, please go to jellisicraig.com.au/suburbinsights

Address	Bedrooms	Type	Price	Sold
 25 Miris St Newport	5	House	\$1,830,000	28 Apr 2025
 3/3 Jubilee St NEWPORT	1	Villa	\$340,000	28 Apr 2025
 321 Melbourne Rd Newport	3	House	\$1,015,000	24 Apr 2025
 83 Farm St Newport	2	House	\$960,000	22 Apr 2025
 3/11 Carmen St Newport	1	Unit	\$322,000	22 Apr 2025
 95 Elphin St Newport	3	Townhouse	\$1,046,000	17 Apr 2025
 40a Percy St NEWPORT	3	Townhouse	\$867,500	12 Apr 2025
 2 Susman St Newport	3	House	\$1,150,000	11 Apr 2025
 67 Gordon St Newport	4	House	\$1,350,000	09 Apr 2025
 38 Johnston St Newport	5	House	\$2,450,000	08 Apr 2025
 2/22 Thorpe St Newport	2	Unit	\$645,000	04 Apr 2025
 94 Anderson St Newport	4	House	\$1,800,000	04 Apr 2025

Sold Properties~

Address	Bedrooms	Type	Price	Sold
 13 Salisbury St Newport	2	House	\$890,000	02 Apr 2025
 38 Croker St Newport	3	House	\$1,180,000	02 Apr 2025
 1/28 Clyde St Newport	4	Townhouse	\$980,000	02 Apr 2025
 9 Walker St Newport	2	House	\$1,200,000	01 Apr 2025
 6 Tait St Newport	3	House	\$1,457,000	29 Mar 2025
 6 Effingham Rd Newport	4	House	\$1,850,000	29 Mar 2025
 63 Elphin St Newport	3	House	\$1,310,000	27 Mar 2025
 1/24 Bradley St Newport	3	Townhouse	\$1,060,000	27 Mar 2025
 21 Croker St Newport	3	House	\$750,000	26 Mar 2025
 35 Monmouth St Newport	3	House	\$1,088,000	26 Mar 2025
 12 Jubilee St Newport	5	House	\$2,090,000	26 Mar 2025
 20 Fowler Cr Newport	3	House	\$815,000	26 Mar 2025

Sold Properties~

Address	Bedrooms	Type	Price	Sold
 61 Blenheim Rd NEWPORT	3	House	\$930,000	24 Mar 2025
 2c Basil St Newport	3	Townhouse	\$1,150,000	22 Mar 2025
 59 Oxford St Newport	4	House	\$1,755,000	22 Mar 2025
 3 Breadalbane Pl Newport	5	House	\$1,970,000	22 Mar 2025
 168 Woods St Newport	3	House	\$1,161,000	22 Mar 2025
 67 Elphin St Newport	3	House	\$1,020,000	22 Mar 2025
 123/6 Paine St Newport	2	Townhouse	\$700,000	19 Mar 2025
 15a Thorpe St Newport	5	Townhouse	\$1,550,000	18 Mar 2025
 4/19 Basil St Newport	2	Townhouse	\$660,000	18 Mar 2025
 2/8 Thorpe St Newport	3	Townhouse	\$930,000	18 Mar 2025
 2/28 Durkin St Newport	3	House	\$1,171,000	12 Mar 2025
 3/34 Clyde St Newport	3	Townhouse	\$860,000	11 Mar 2025



Williamstown Office
84 Ferguson Street, Williamstown
03 8387 0000

jelliscraig.com.au

Data is current as of PDF generation date 01/05/2025

* Updated Quarterly for the past 12 months

^ Updated daily for the past quarter

~ Updated daily: 33 recent results.

This publication contains data, analytics, statistics and other information supplied by PROPERTYDATAONLINE PTY LTD (PropertyData). The data provided in this publication is of a general nature and should not be construed as specific advice or relied upon in lieu of appropriate professional advice.

PropertyData relies upon data supplied by third parties and while the data is checked and reviewed, PropertyData does not warrant the accuracy or completeness of the information to the full extent permitted by the law and excludes all loss or damage howsoever arising (including through negligence) in connection with the data supplied by PropertyData. The State of Victoria owns the copyright in the Property Sales Data and reproduction of that data in any way without the consent of the State of Victoria will constitute a breach of the Copyright Act 1968 (cth). The State of Victoria does not warrant the accuracy or completeness of the Property Sales Data and any person using or relying upon such information does so on the basis that the State of Victoria accepts no responsibility or liability whatsoever for any errors, faults, defects or omissions in the information supplied.