

Suburb Report

Know your neighbourhood.



Property Prices

Median House Price*

Median

\$1.23m

Quarterly Price Change

-2.18% ↓

Median Unit Price*

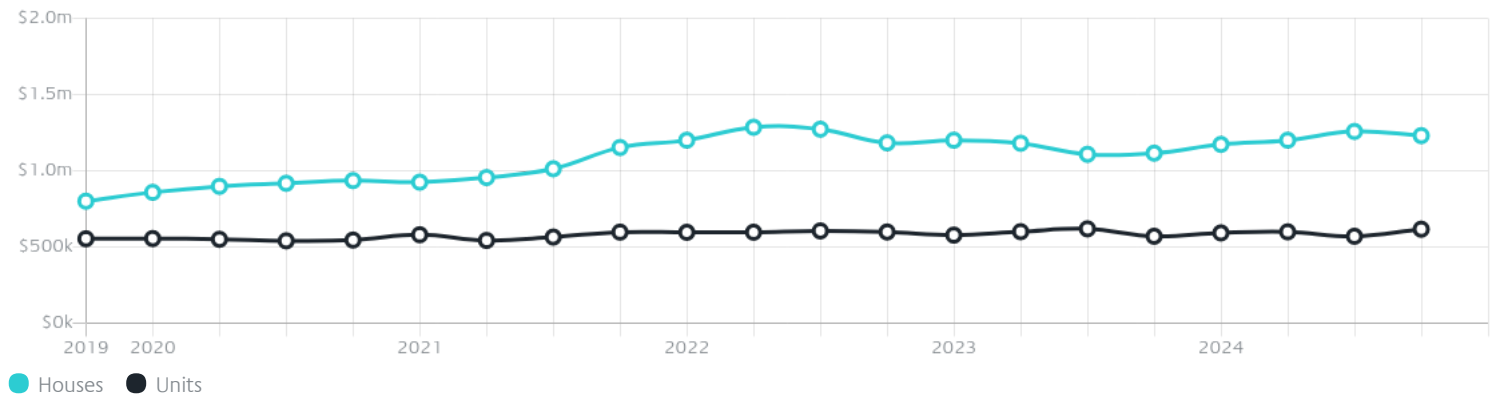
Median

\$616k

Quarterly Price Change

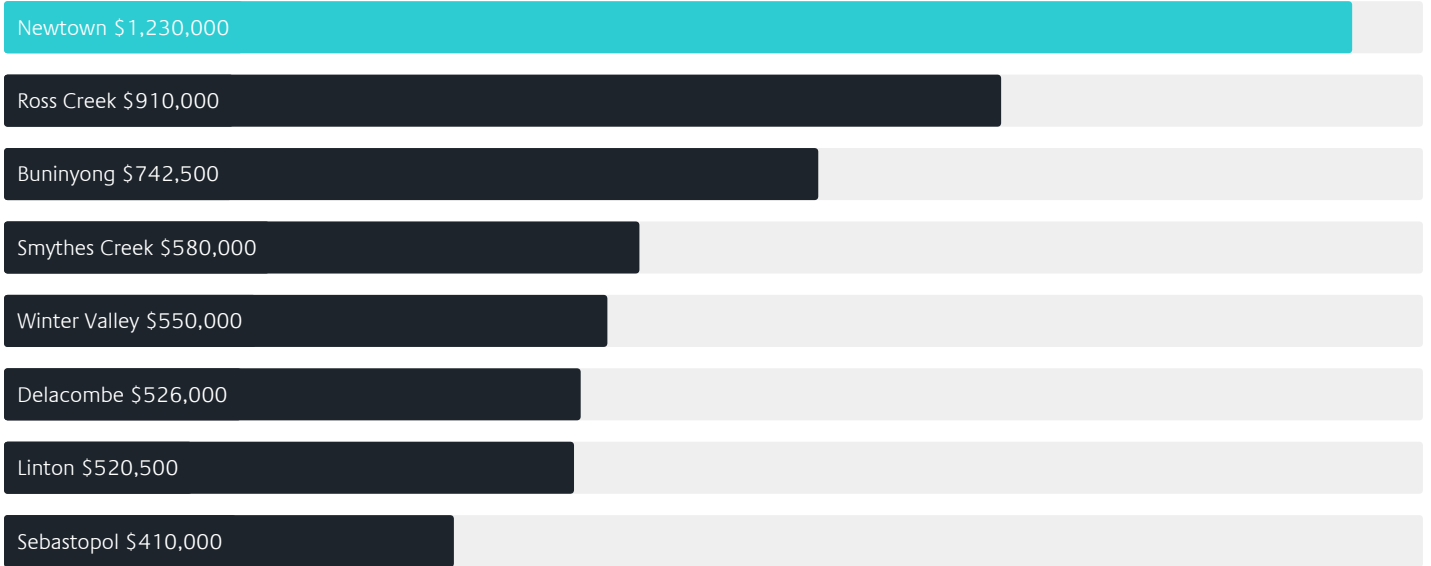
8.11% ↑

Quarterly Price Change*



Surrounding Suburbs

Median House Sale Price*



Median Unit Sale Price*



Sales Snapshot

Sale Method*



● Auction 6%
● Private 94%

Auction Clearance Rate*

100%

Median Days on Market^

84 days

Average Hold Period*

8.7 years

Insights

Dwelling Type^



● Houses 77% ● Units 23%

Ownership^



● Owned Outright 41% ● Mortgaged 34% ● Rented 25%

Population^

10,445

Median Asking Rent per week*

\$550

Median Age^

40 years

Rental Yield*













2.28%

Median Household Size^













2.5 people

Sold Properties~













Discover a snapshot of the most recent results for this suburb, to view the full 12 months of sales history, please go to jellisraig.com.au/suburbinsights

Address	Bedrooms	Type	Price	Sold
 2/1 Sylvan Ct Newtown	2	House	\$450,000	28 Mar 2025
 372 Aberdeen St Newtown	4	House	\$955,000	27 Mar 2025
 77 Clarendon St Newtown	3	House	\$730,500	18 Mar 2025
 20 West Fyans St Newtown	5	House	\$825,000	17 Mar 2025
 373 Shannon Av Newtown	3	House	\$650,000	14 Mar 2025
 347 Shannon Av Newtown	4	House	\$1,500,000	13 Mar 2025
 44 Clarke St Newtown	2	House	\$815,000	12 Mar 2025
 1/7 Urana St Newtown	2	Townhouse	\$622,500	28 Feb 2025
 47 Clarke St Newtown	3	House	\$970,000	27 Feb 2025
 1/11 Aphrasia St Newtown	2	Unit	\$610,000	26 Feb 2025
 1/9 Churchill Av Newtown	3	Unit	\$575,000	15 Feb 2025
 62 Austin St Newtown	5	House	\$1,750,000	15 Feb 2025

Sold Properties~

Address	Bedrooms	Type	Price	Sold
 7/349 Pakington St Newtown	2	Unit	\$550,000	12 Feb 2025
 8 Dundee Pl Newtown	3	House	\$1,100,000	12 Feb 2025
 14/54 Percy St Newtown	2	Townhouse	\$550,000	10 Feb 2025
 3/92 Aphrasia St Newtown	2	Unit	\$480,000	09 Feb 2025
 395 Shannon Av NEWTOWN	3	House	\$750,000	05 Feb 2025
 3/2a Ballater Av Newtown	2	Unit	\$482,000	05 Feb 2025
 1/94 Aphrasia St Newtown	2	Unit	\$460,000	04 Feb 2025
 10/54 Percy St Newtown	2	Townhouse	\$550,000	03 Feb 2025
 2/13 Stinton Av Newtown	1	Unit	\$402,000	03 Feb 2025
 108 Noble St Newtown	4	House	\$1,300,000	01 Feb 2025
 1/57 Camden Rd Newtown	1	Unit	\$370,000	31 Jan 2025
 4/34 Sandringham Pde Newtown	2	Flat/Unit/Apartment	\$601,000	29 Jan 2025

Sold Properties~

Address	Bedrooms	Type	Price	Sold
 384 Shannon Av Newtown	4	House	\$1,520,000	25 Jan 2025
 18/54 Percy St Newtown	2	Flat/Unit/Apartment	\$509,000	22 Jan 2025
 67 Noble St Newtown	3	House	\$1,225,000	06 Jan 2025
 59 George St Newtown	3	House	\$2,025,000	24 Dec 2024
 13/12 Balcombe Rd Newtown	3	Flat/Unit/Apartment	\$1,050,000	23 Dec 2024
 3/251 Noble St Newtown	2	Unit	\$555,000	20 Dec 2024
 2/8 Mervyn St Newtown	3	House	\$820,000	18 Dec 2024
 1/33 Buckingham Rd Newtown	1	House	\$675,000	17 Dec 2024
 9 Garlick Av Newtown	3	House	\$370,000	16 Dec 2024
 55 Bond St Newtown	4	House	\$1,826,000	14 Dec 2024
 1/6 Westcott St Newtown	2	Flat/Unit/Apartment	\$544,000	13 Dec 2024
 3 Cook St Newtown	5	House	\$1,375,000	12 Dec 2024

Jellis Craig

Geelong Office
205 Pakington Street, Geelong West
(03) 5222 7772

jelliscraig.com.au

Data is current as of PDF generation date 01/04/2025

* Updated Quarterly for the past 12 months

^ Updated daily for the past quarter

~ Updated daily: 33 recent results.

This publication contains data, analytics, statistics and other information supplied by PROPERTYDATAONLINE PTY LTD (PropertyData). The data provided in this publication is of a general nature and should not be construed as specific advice or relied upon in lieu of appropriate professional advice.

PropertyData relies upon data supplied by third parties and while the data is checked and reviewed, PropertyData does not warrant the accuracy or completeness of the information to the full extent permitted by the law and excludes all loss or damage howsoever arising (including through negligence) in connection with the data supplied by PropertyData. The State of Victoria owns the copyright in the Property Sales Data and reproduction of that data in any way without the consent of the State of Victoria will constitute a breach of the Copyright Act 1968 (cth). The State of Victoria does not warrant the accuracy or completeness of the Property Sales Data and any person using or relying upon such information does so on the basis that the State of Victoria accepts no responsibility or liability whatsoever for any errors, faults, defects or omissions in the information supplied.