

JellisCraig

NEWTOWN

Suburb Report

Know your neighbourhood.



NEWTOWN SUBURB REPORT

Median House Price*

Median

\$1.09m

Quarterly Price Change

-0.90% ↓

Median Unit Price*

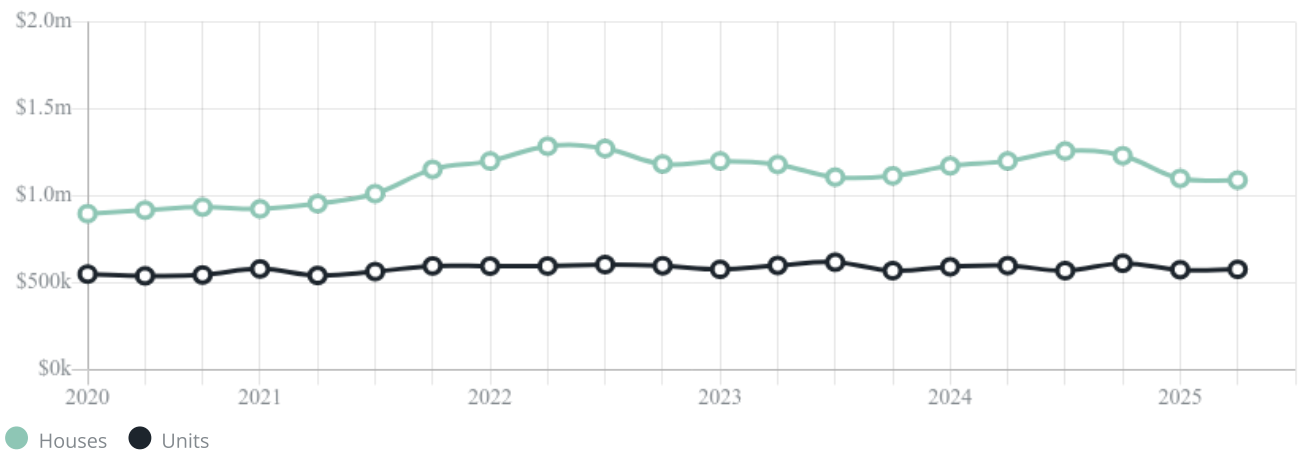
Median

\$578k

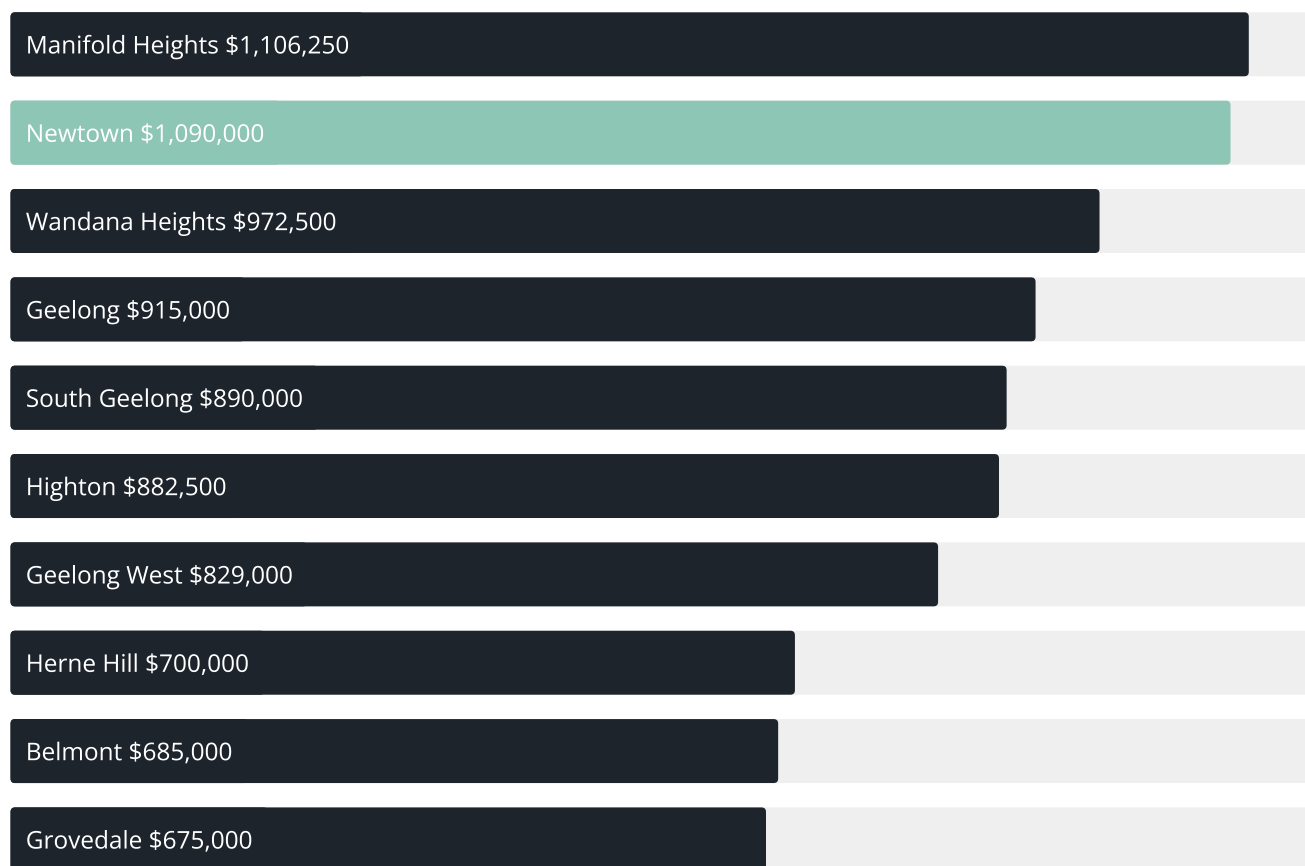
Quarterly Price Change

0.43% ↑

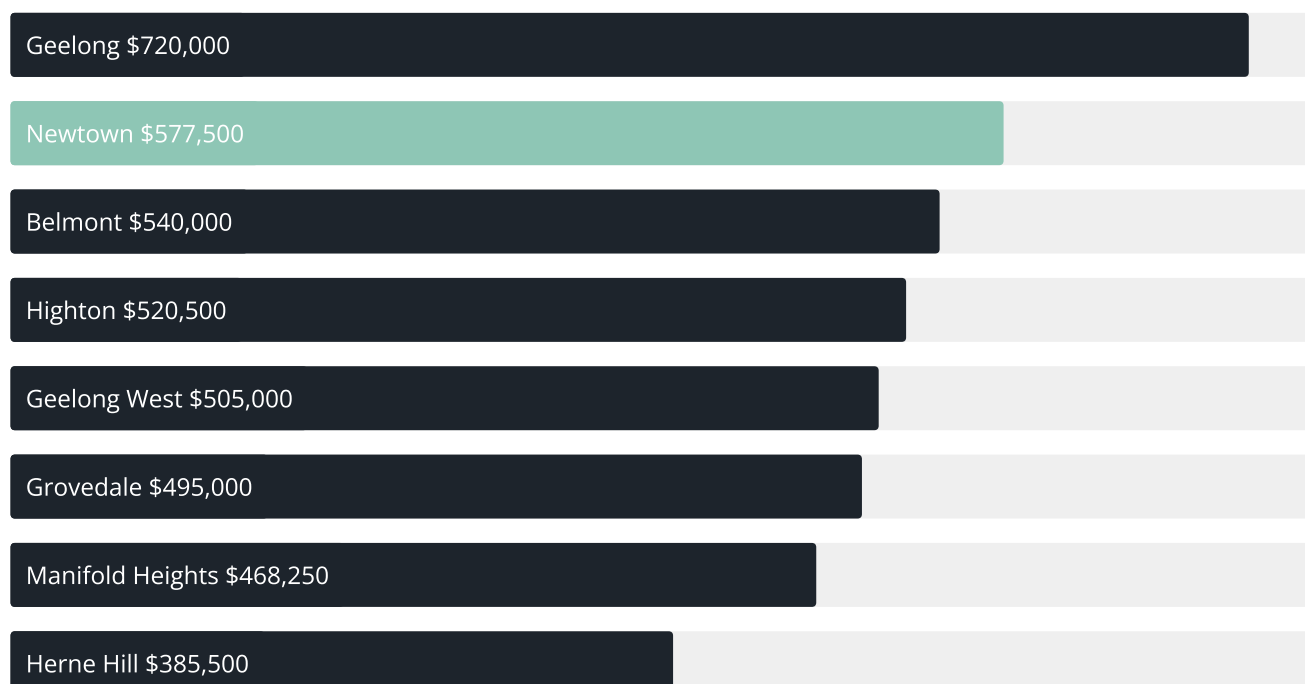
Quarterly Price Change*



Median House Sale Price*



Median Unit Sale Price*



NEWTOWN SUBURB REPORT

Sale Method*



● Auction 15%
● Private 85%

Auction Clearance Rate*

87.5%

Median Days on Market^

63 days

Average Hold Period*

8.7 years

Dwelling Type^



● Houses 77% ● Units 23%

Ownership^



● Owned Outright 41% ● Mortgaged 34% ● Rented 25%

Population^

10,445

Median Asking Rent per week*

\$560

Median Age^

40 years

Rental Yield*











2.28%

Median Household Size^











2.5 people

NEWTOWN SUBURB REPORT











Discover a snapshot of the most recent results for this suburb, to view the full 12 months of sales history, please go to jellisraig.com.au/suburbinsights

| Address | Bedrooms | Type | Price | Sold |
|---|----------|-----------|-------------|-------------|
|  80 Russell St Newtown | 2 | Townhouse | \$790,000 | 26 Jul 2025 |
|  365 Shannon Av Newtown | 3 | House | \$1,230,000 | 19 Jul 2025 |
|  5 Urana St NEWTOWN | 3 | Townhouse | \$655,000 | 18 Jul 2025 |
|  1/16 Louis Ct Newtown | 4 | Townhouse | \$1,000,000 | 15 Jul 2025 |
|  1/349 Pakington St Newtown | 2 | House | \$575,000 | 11 Jul 2025 |
|  64 Austin St Newtown | 2 | Townhouse | \$940,000 | 07 Jul 2025 |
|  89b Skene St Newtown | 5 | House | \$1,750,000 | 01 Jul 2025 |
|  187 West Fyans St Newtown | 3 | House | \$980,000 | 24 Jun 2025 |
|  6 Bond St Newtown | 3 | House | \$835,000 | 21 Jun 2025 |
|  8 Churchill Av Newtown | 3 | House | \$600,000 | 20 Jun 2025 |

NEWTOWN SUBURB REPORT

| Address | Bedrooms | Type | Price | Sold |
|--|----------|-----------|-------------|-------------|
|  8/54 Percy St Newtown | 2 | Unit | \$490,000 | 18 Jun 2025 |
|  31 Saffron St Newtown | 2 | House | \$780,000 | 18 Jun 2025 |
|  67 Saffron St Newtown | 4 | House | \$1,450,000 | 16 Jun 2025 |
|  27 Mervyn St Newtown | 4 | House | \$1,485,000 | 16 Jun 2025 |
|  3/24 Percy St Newtown | 2 | Unit | \$545,000 | 13 Jun 2025 |
|  13/12 Balcombe Rd Newtown | 3 | House | \$1,195,000 | 06 Jun 2025 |
|  33b Sharp St Newtown | 3 | Townhouse | \$1,116,000 | 05 Jun 2025 |
|  8 Garlick Av Newtown | 3 | House | \$820,000 | 31 May 2025 |
|  4 Coronal Av Newtown | 3 | House | \$790,000 | 31 May 2025 |
|  29 Nicholas St Newtown | 3 | House | \$1,300,000 | 27 May 2025 |

NEWTOWN SUBURB REPORT

| Address | Bedrooms | Type | Price | Sold |
|---|----------|---------------------|-------------|----------------|
|  1/8 Clarke St Newtown | 2 | Townhouse | \$630,000 | 26 May 2025 |
|  78 Nicholas St NEWTOWN | 4 | House | \$990,000 | 19 May 2025 |
|  12a Elcho St Newtown | 3 | House | \$1,200,000 | 19 May 2025 |
|  2/3 Hermitage Rd Newtown | 2 | Unit | \$795,000 | 18 May 2025 |
|  384 Aberdeen St Newtown | 2 | House | \$800,000 | 15 May 2025 |
|  11 Ardlui Dr Newtown | 2 | Unit | \$675,000 | 14 May 2025 |
|  29 Craigie Rd Newtown | 4 | House | \$1,300,000 | 12 May 2025 |
|  85 West Fyans St Newtown | 3 | House | \$870,000 | 10 May 2025 |
|  16 Bond St Newtown | 2 | House | \$621,000 | 10 May 2025 |
|  2/34 Belfast St Newtown | 2 | Flat/Unit/Apartment | \$605,000 | 08 May 2025 |



Geelong Office
205 Pakington Street, Geelong West
(03) 5222 7772

jellisraig.com.au

Data is current as of PDF generation date 01/08/2025

* Updated Quarterly for the past 12 months
^ Updated daily for the past quarter
~ Updated daily: 33 recent results.

This publication contains data, analytics, statistics and other information supplied by PROPERTYDATAONLINE PTY LTD (PropertyData). The data provided in this publication is of a general nature and should not be construed as specific advice or relied upon in lieu of appropriate professional advice.

PropertyData relies upon data supplied by third parties and while the data is checked and reviewed, PropertyData does not warrant the accuracy or completeness of the information to the full extent permitted by the law and excludes all loss or damage howsoever arising (including through negligence) in connection with the data supplied by PropertyData. The State of Victoria owns the copyright in the Property Sales Data and reproduction of that data in any way without the consent of the State of Victoria will constitute a breach of the Copyright Act 1968 (cth). The State of Victoria does not warrant the accuracy or completeness of the Property Sales Data and any person using or relying upon such information does so on the basis that the State of Victoria accepts no responsibility or liability whatsoever for any errors, faults, defects or omissions in the information supplied.