

Suburb **INSIGHTS**

3220
NEWTOWN



Data that shapes your suburb.

**Jellis
Craig**

Property Prices

Median House Price*

Median

\$1.26m

Quarterly Price Change

5.00% ↑

Median Unit Price*

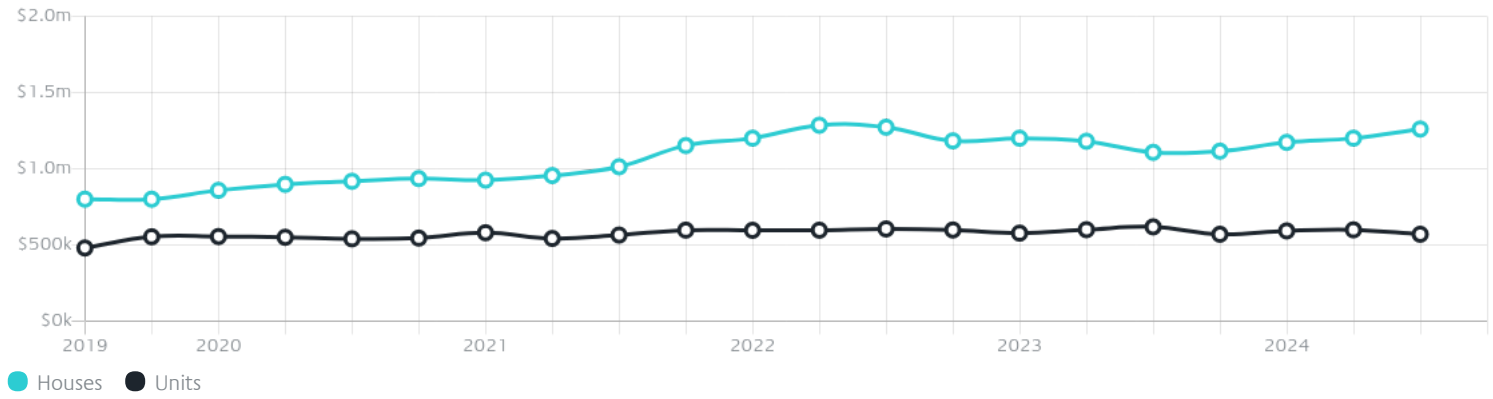
Median

\$570k

Quarterly Price Change

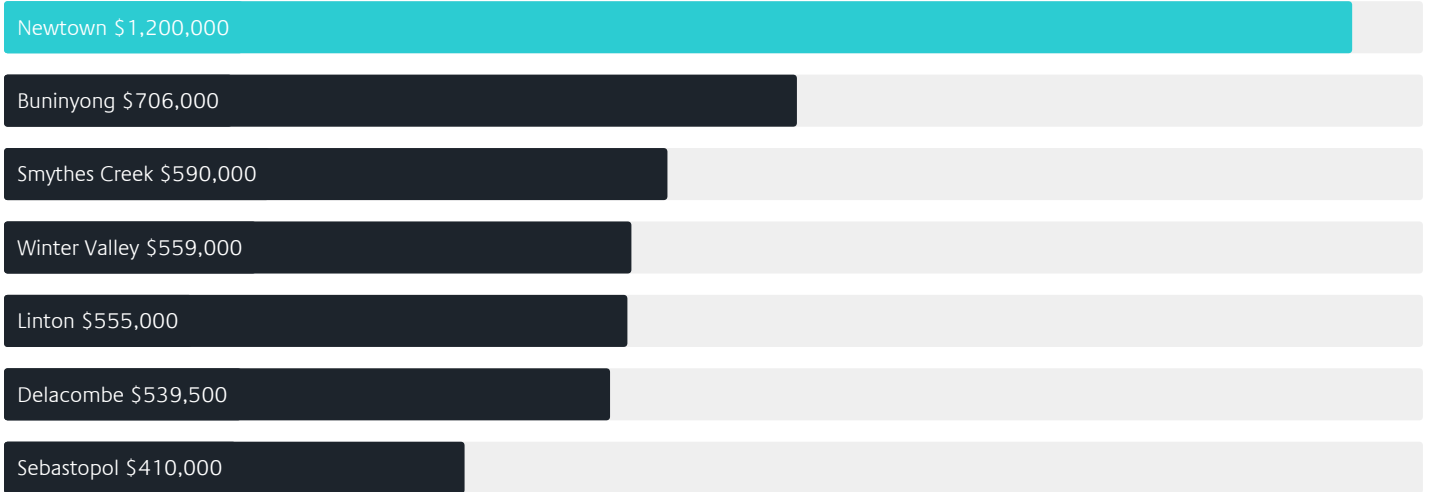
-4.84% ↓

Quarterly Price Change*



Surrounding Suburbs

Median House Sale Price*



Median Unit Sale Price*



Sales Snapshot

Sale Method^{*}



● Auction 19%
● Private 81%

Auction Clearance Rate^{*}

42.86%

Median Days on Market[^]

30 days

Average Hold Period^{*}

8.7 years

Insights

Dwelling Type[^]



● Houses 77% ● Units 23%

Ownership[^]



● Owned Outright 41% ● Mortgaged 34% ● Rented 25%

Population[^]

10,445

Median Asking Rent per week^{*}

\$550

Median Age[^]

40 years

Rental Yield^{*}













2.28%

Median Household Size[^]













2.5 people

Sold Properties~













Discover a snapshot of the most recent results for this suburb, to view the full 12 months of sales history, please go to jellisraig.com.au/suburbinsights

Address	Bedrooms	Type	Price	Sold
 3/2 Upper Skene St Newtown	2	House	\$693,000	20 Nov 2024
 32 Camden Rd Newtown	3	House	\$1,117,500	09 Nov 2024
 7/1 Holyrood Av Newtown	1	Unit	\$330,000	01 Nov 2024
 1 Sharp St Newtown	4	House	\$1,450,000	30 Oct 2024
 2 Neiley St Newtown	4	House	\$2,695,000	26 Oct 2024
 3/4 Belfast St NEWTOWN	3	Unit	\$830,000	24 Oct 2024
 3/9-11 Frank St Newtown	2	Unit	\$717,000	21 Oct 2024
 3/9 Frank St NEWTOWN	2	Strata Unit/Flat	\$717,000	21 Oct 2024
 385 Pakington St Newtown	3	House	\$1,150,000	21 Oct 2024
 34 Frank St Newtown	3	House	\$350,000	17 Oct 2024
 2/377 Autumn St Newtown	3	House	\$785,000	08 Oct 2024
 36 Marshall St Newtown	4	House	\$1,258,000	08 Oct 2024

Sold Properties~

Address	Bedrooms	Type	Price	Sold
 19a Laurel Bank Pde Newtown	3	House	\$1,325,000	06 Oct 2024
 2/20 Belfast St Newtown	3	Strata Unit/Flat	\$900,000	02 Oct 2024
 334 Shannon Av Newtown	3	House	\$1,100,000	01 Oct 2024
 2a Harcourt St Newtown	2	House	\$700,000	30 Sep 2024
 60 Austin St NEWTOWN	3	House	\$1,080,000	27 Sep 2024
 208 Noble St Newtown	5	House	\$3,900,000	26 Sep 2024
 5/10 Bosanquet Av Newtown	2	Flat/Unit/Apartment	\$556,525	24 Sep 2024
 5 Garlick Av Newtown	3	House	\$708,000	19 Sep 2024
 333 Autumn St Newtown	3	House	\$615,000	18 Sep 2024
 62 Skene St Newtown	4	House	\$2,700,000	18 Sep 2024
 19 Melville Av Newtown	4	House	\$1,550,000	12 Sep 2024
 6/10 Bosanquet Av Newtown	2	Townhouse	\$565,000	06 Sep 2024

Sold Properties~

Address	Bedrooms	Type	Price	Sold
 4/157 Minerva Rd Newtown	1	Unit	\$310,000	05 Sep 2024
 6 Coronal Av Newtown	3	House	\$910,000	30 Aug 2024
 64 Austin St Newtown	2	Townhouse	\$715,000	29 Aug 2024
 45 Russell St Newtown	3	House	\$1,195,000	28 Aug 2024
 2/30 Buckingham Rd Newtown	3	Townhouse	\$737,500	27 Aug 2024
 38 William St Newtown	3	House	\$830,000	26 Aug 2024
 28 Cairns Av Newtown	4	House	\$1,450,000	23 Aug 2024
 3/34 Sandringham Pde Newtown	2	Unit	\$570,000	23 Aug 2024
 12 Ardlui Dr Newtown	4	House	\$1,050,000	22 Aug 2024
 2/107 Skene St Newtown	2	Unit	\$710,000	19 Aug 2024
 300 Latrobe Tce Newtown	3	House	\$1,270,000	15 Aug 2024
 24 Chadwick St Newtown	3	House	\$840,000	13 Aug 2024

Jellis Craig

Geelong Office
205 Pakington Street, Geelong West
(03) 5222 7772

jelliscraig.com.au

Data is current as of PDF generation date 01/12/2024

* Updated Quarterly for the past 12 months

^ Updated daily for the past quarter

~ Updated daily: 33 recent results.

This publication contains data, analytics, statistics and other information supplied by PROPERTYDATAONLINE PTY LTD (PropertyData). The data provided in this publication is of a general nature and should not be construed as specific advice or relied upon in lieu of appropriate professional advice.

PropertyData relies upon data supplied by third parties and while the data is checked and reviewed, PropertyData does not warrant the accuracy or completeness of the information to the full extent permitted by the law and excludes all loss or damage howsoever arising (including through negligence) in connection with the data supplied by PropertyData. The State of Victoria owns the copyright in the Property Sales Data and reproduction of that data in any way without the consent of the State of Victoria will constitute a breach of the Copyright Act 1968 (cth). The State of Victoria does not warrant the accuracy or completeness of the Property Sales Data and any person using or relying upon such information does so on the basis that the State of Victoria accepts no responsibility or liability whatsoever for any errors, faults, defects or omissions in the information supplied.