

Suburb Report

Know your neighbourhood.



Property Prices

Median House Price*

Median

\$1.23m

Quarterly Price Change

-2.18% ↓

Median Unit Price*

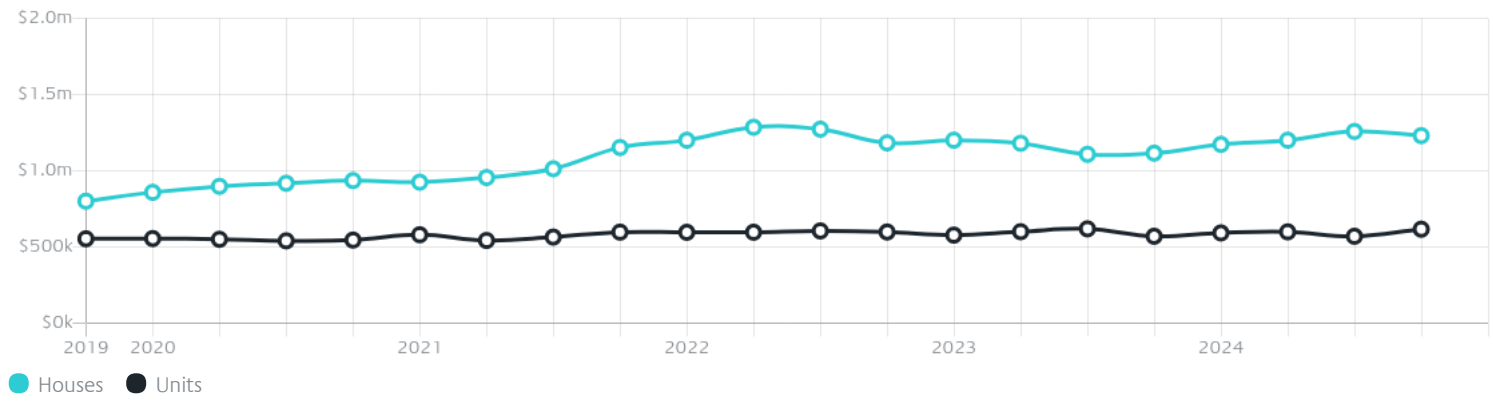
Median

\$616k

Quarterly Price Change

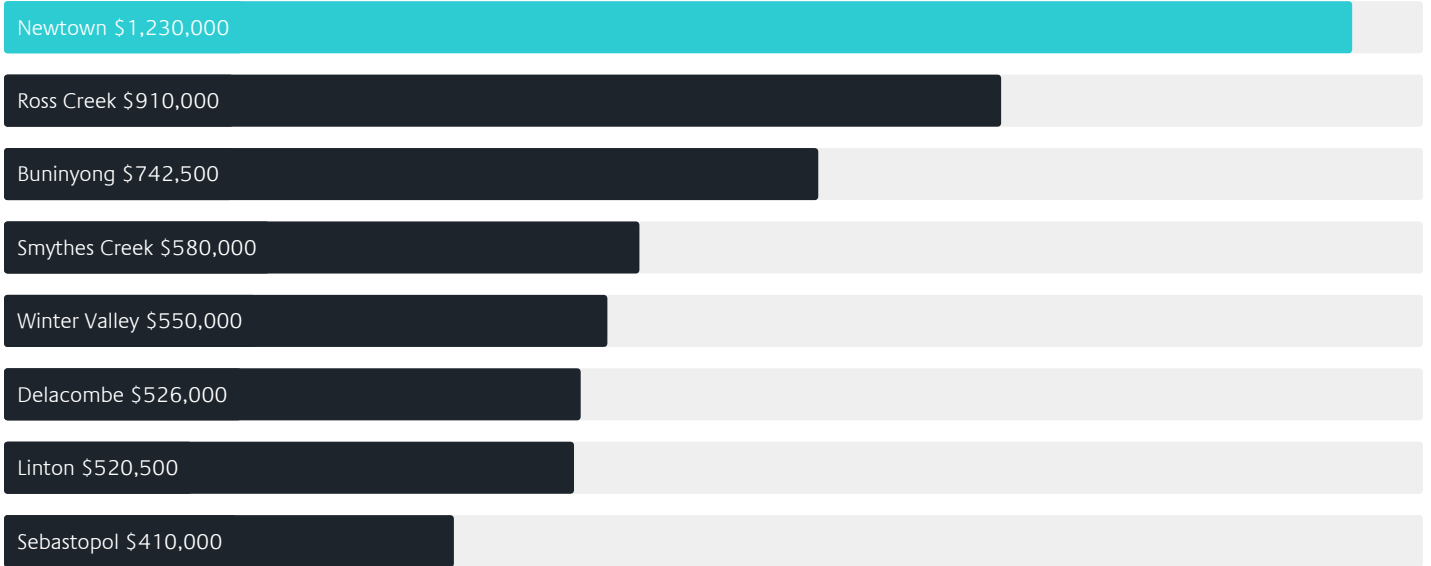
8.11% ↑

Quarterly Price Change*



Surrounding Suburbs

Median House Sale Price*



Median Unit Sale Price*



Sales Snapshot

Sale Method^{*}



● Auction 19%
● Private 81%

Auction Clearance Rate^{*}

66.67%

Median Days on Market[^]

52 days

Average Hold Period^{*}

8.7 years

Insights

Dwelling Type[^]



● Houses 77% ● Units 23%

Ownership[^]



● Owned Outright 41% ● Mortgaged 34% ● Rented 25%

Population[^]

10,445

Median Asking Rent per week^{*}

\$550

Median Age[^]

40 years

Rental Yield^{*}













2.28%

Median Household Size[^]













2.5 people

Sold Properties~













Discover a snapshot of the most recent results for this suburb, to view the full 12 months of sales history, please go to jellisraig.com.au/suburbinsights

Address	Bedrooms	Type	Price	Sold
 67 Noble St Newtown	3	House	\$1,225,000	06 Jan 2025
 3/251 Noble St Newtown	2	Unit	\$555,000	20 Dec 2024
 9 Garlick Av Newtown	3	House	\$370,000	16 Dec 2024
 55 Bond St Newtown	4	House	\$1,826,000	14 Dec 2024
 3 Cook St Newtown	5	House	\$1,375,000	12 Dec 2024
 50 Sharp St Newtown	4	House	\$850,000	10 Dec 2024
 315 Shannon Av Newtown	5	House	\$1,035,000	08 Dec 2024
 3 Pilrig Av Newtown	3	House	\$977,000	07 Dec 2024
 4/270a Pakington St Newtown	2	Unit	\$478,000	06 Dec 2024
 2/17 Aberdeen St Newtown	3	Flat/Unit/Apartment	\$525,000	04 Dec 2024
 17 Pescott St Newtown	4	House	\$1,645,000	03 Dec 2024
 2 Austin Tce Newtown	3	House	\$625,000	23 Nov 2024

Sold Properties~

Address	Bedrooms	Type	Price	Sold
 6 Glamis St Newtown	4	House	\$1,230,000	21 Nov 2024
 3/2 Upper Skene St Newtown	2	House	\$693,000	20 Nov 2024
 301 Autumn St Newtown	3	House	\$680,000	20 Nov 2024
 2 Julian St Newtown	4	House	\$1,680,000	18 Nov 2024
 60 Sherbourne Tce Newtown	2	Townhouse	\$580,000	18 Nov 2024
 32 Camden Rd Newtown	3	House	\$1,117,500	09 Nov 2024
 2/4 Mervyn St NEWTOWN	3	Flat/Unit/Apartment	\$765,000	04 Nov 2024
 7/1 Holyrood Av Newtown	1	Unit	\$330,000	01 Nov 2024
 1 Sharp St Newtown	4	House	\$1,450,000	30 Oct 2024
 308A Pakington St Newtown	3	House	\$1,450,000	30 Oct 2024
 2 Neiley St Newtown	4	House	\$2,695,000	26 Oct 2024
 3/4 Belfast St NEWTOWN	3	Unit	\$830,000	24 Oct 2024

Sold Properties~

Address	Bedrooms	Type	Price	Sold
 3/9-11 Frank St Newtown	2	Unit	\$717,000	21 Oct 2024
 3/9 Frank St NEWTOWN	2	Strata Unit/Flat	\$717,000	21 Oct 2024
 385 Pakington St Newtown	3	House	\$1,150,000	21 Oct 2024
 48 Upper Skene St Newtown	5	House	\$2,200,000	18 Oct 2024
 34 Frank St Newtown	3	House	\$350,000	17 Oct 2024
 72 Skene St Newtown	3	House	\$1,285,000	14 Oct 2024
 2 Saffron St Newtown	3	House	\$771,000	10 Oct 2024
 2/319 Autumn St Newtown	4	House	\$926,000	10 Oct 2024
 2/377 Autumn St Newtown	3	House	\$785,000	08 Oct 2024
 36 Marshall St Newtown	4	House	\$1,258,000	08 Oct 2024
 19a Laurel Bank Pde Newtown	3	House	\$1,325,000	06 Oct 2024
 2/20 Belfast St Newtown	3	Strata Unit/Flat	\$900,000	02 Oct 2024

Jellis Craig

Geelong Office
205 Pakington Street, Geelong West
(03) 5222 7772

jelliscraig.com.au

Data is current as of PDF generation date 01/02/2025

* Updated Quarterly for the past 12 months

^ Updated daily for the past quarter

~ Updated daily: 33 recent results.

This publication contains data, analytics, statistics and other information supplied by PROPERTYDATAONLINE PTY LTD (PropertyData). The data provided in this publication is of a general nature and should not be construed as specific advice or relied upon in lieu of appropriate professional advice.

PropertyData relies upon data supplied by third parties and while the data is checked and reviewed, PropertyData does not warrant the accuracy or completeness of the information to the full extent permitted by the law and excludes all loss or damage howsoever arising (including through negligence) in connection with the data supplied by PropertyData. The State of Victoria owns the copyright in the Property Sales Data and reproduction of that data in any way without the consent of the State of Victoria will constitute a breach of the Copyright Act 1968 (cth). The State of Victoria does not warrant the accuracy or completeness of the Property Sales Data and any person using or relying upon such information does so on the basis that the State of Victoria accepts no responsibility or liability whatsoever for any errors, faults, defects or omissions in the information supplied.