

## *Suburb Report*

Know your neighbourhood.



# Property Prices

## Median House Price\*

Median  
**\$1.13m**

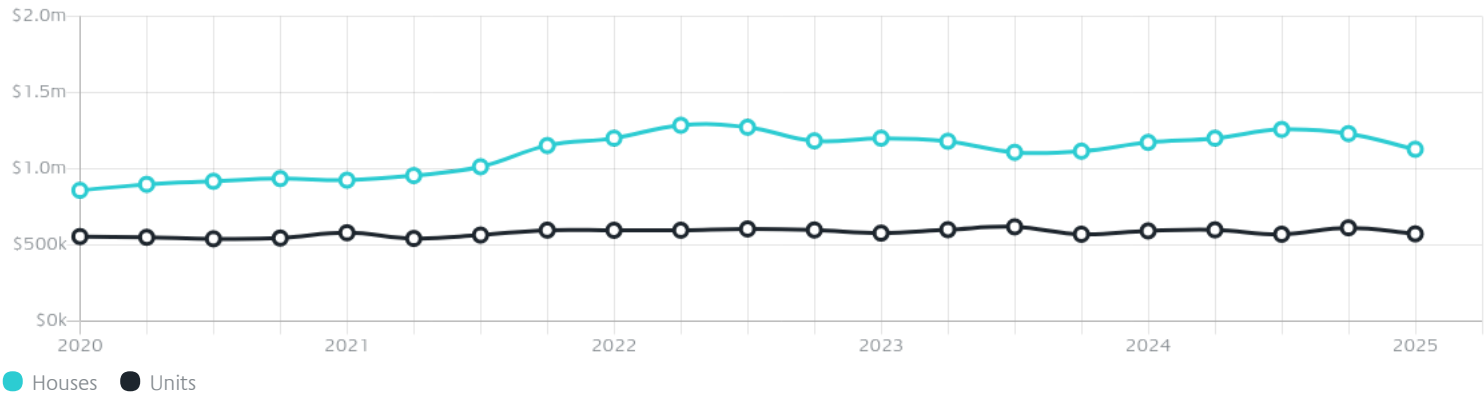
Quarterly Price Change  
**-8.33% ↓**

## Median Unit Price\*

Median  
**\$573k**

Quarterly Price Change  
**-6.53% ↓**

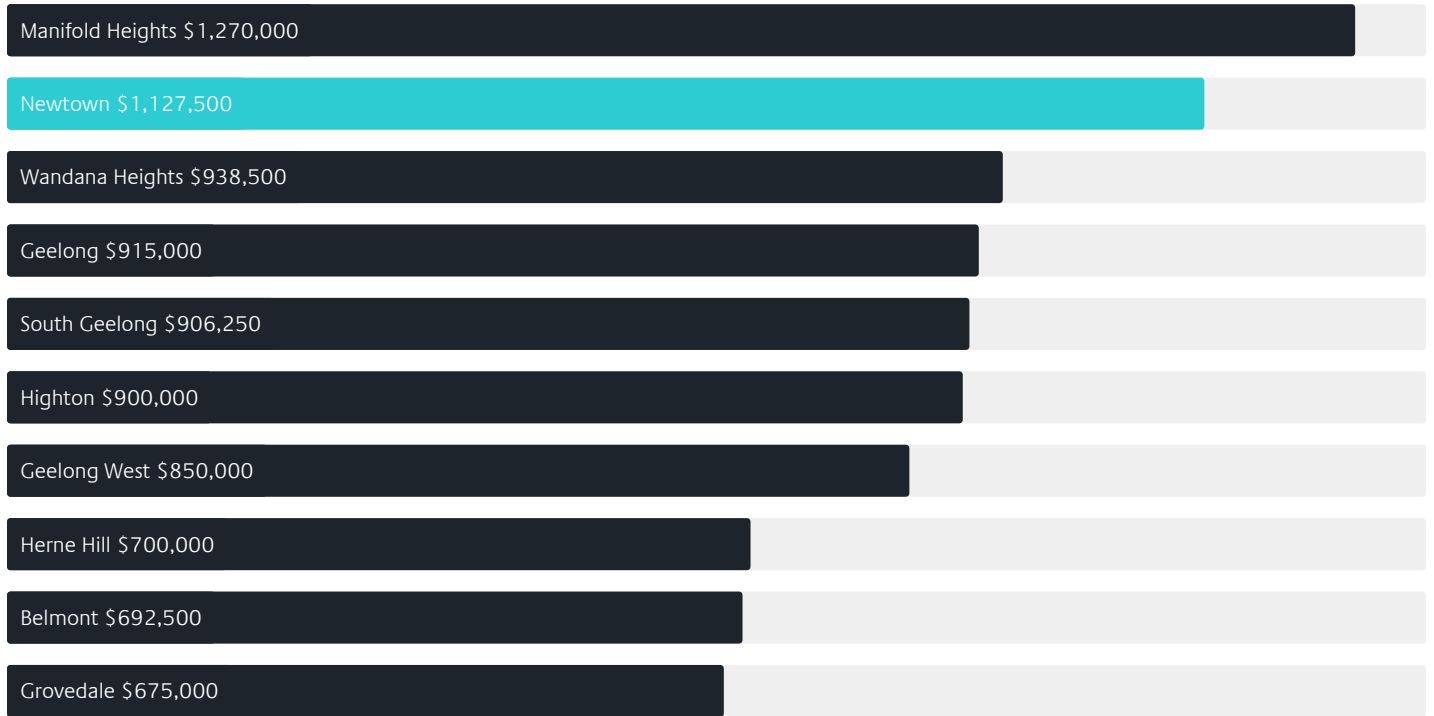
## Quarterly Price Change\*




# Surrounding Suburbs

---

## Median House Sale Price\*



## Median Unit Sale Price\*



# Sales Snapshot

Sale Method\*



● Auction 15%  
● Private 85%

Auction Clearance Rate\*

87.5%

Median Days on Market^

65 days

Average Hold Period\*

8.7 years

## Insights

Dwelling Type^



● Houses 77% ● Units 23%

Ownership^



● Owned Outright 41% ● Mortgaged 34% ● Rented 25%

Population^

10,445

Median Asking Rent per week\*

\$560

Median Age^

40 years

Rental Yield\*













2.28%

Median Household Size^













2.5 people

# Sold Properties~













Discover a snapshot of the most recent results for this suburb, to view the full 12 months of sales history, please go to [jellisraig.com.au/suburbinsights](https://jellisraig.com.au/suburbinsights)

Address	Bedrooms	Type	Price	Sold
 6 Bond St Newtown	3	House	\$835,000	21 Jun 2025
 8 Churchill Av Newtown	3	House	\$600,000	20 Jun 2025
 31 Saffron St Newtown	2	House	\$780,000	18 Jun 2025
 27 Mervyn St Newtown	4	House	\$1,485,000	16 Jun 2025
 3/24 Percy St Newtown	2	Unit	\$545,000	13 Jun 2025
 13/12 Balcombe Rd Newtown	3	House	\$1,195,000	06 Jun 2025
 8 Garlick Av Newtown	3	House	\$820,000	31 May 2025
 4 Coronal Av Newtown	3	House	\$790,000	31 May 2025
 1/8 Clarke St Newtown	2	Townhouse	\$630,000	26 May 2025
 78 Nicholas St NEWTOWN	4	House	\$990,000	19 May 2025
 12a Elcho St Newtown	3	House	\$1,200,000	19 May 2025
 2/3 Hermitage Rd Newtown	2	Unit	\$795,000	18 May 2025

# Sold Properties~

Address	Bedrooms	Type	Price	Sold
 11 Ardlui Dr Newtown	2	Unit	\$675,000	14 May 2025
 29 Craigie Rd Newtown	4	House	\$1,300,000	12 May 2025
 85 West Fyans St Newtown	3	House	\$870,000	10 May 2025
 16 Bond St Newtown	2	House	\$621,000	10 May 2025
 2/34 Belfast St Newtown	2	Flat/Unit/Apartment	\$605,000	08 May 2025
 52 Virginia St Newtown	4	House	\$1,284,500	05 May 2025
 43 Russell St Newtown	2	Townhouse	\$815,000	01 May 2025
 42 Sherbourne Tce Newtown	3	House	\$699,000	30 Apr 2025
 15 Layton Cr Newtown	5	House	\$3,060,000	27 Apr 2025
 8 Vista Rd Newtown	4	House	\$1,120,000	24 Apr 2025
 24 Layton Cr Newtown	4	House	\$1,215,000	23 Apr 2025
 1/52 Clarendon St NEWTOWN	3	House	\$900,000	20 Apr 2025

# Sold Properties~

Address	Bedrooms	Type	Price	Sold
 2/138 Skene St Newtown	2	Unit	\$535,000	18 Apr 2025
 1/32-34 Noble St Newtown	2	Townhouse	\$630,000	17 Apr 2025
 55 Buckingham Rd Newtown	2	House	\$900,000	15 Apr 2025
 11 Virginia St Newtown	3	House	\$895,000	15 Apr 2025
 318 Latrobe Tce Newtown	3	House	\$717,500	13 Apr 2025
 226 West Fyans St Newtown	3	House	\$825,000	11 Apr 2025
 21 Huntingdon St Newtown	4	House	\$2,085,000	11 Apr 2025
 6b Elcho St Newtown	4	Townhouse	\$830,000	10 Apr 2025
 1c Carmichael Av Newtown	3	House	\$990,000	31 Mar 2025
 1/39 Marshall St Newtown	3	Flat/Unit/Apartment	\$1,245,000	29 Mar 2025
 2/1 Sylvan Ct Newtown	2	House	\$425,000	28 Mar 2025
 1/7 Churchill Av Newtown	3	House	\$610,000	28 Mar 2025



Geelong Office  
205 Pakington Street, Geelong West  
(03) 5222 7772

[jelliscraig.com.au](http://jelliscraig.com.au)

Data is current as of PDF generation date 01/07/2025

\* Updated Quarterly for the past 12 months

^ Updated daily for the past quarter

~ Updated daily: 33 recent results.

This publication contains data, analytics, statistics and other information supplied by PROPERTYDATAONLINE PTY LTD (PropertyData). The data provided in this publication is of a general nature and should not be construed as specific advice or relied upon in lieu of appropriate professional advice.

PropertyData relies upon data supplied by third parties and while the data is checked and reviewed, PropertyData does not warrant the accuracy or completeness of the information to the full extent permitted by the law and excludes all loss or damage howsoever arising (including through negligence) in connection with the data supplied by PropertyData. The State of Victoria owns the copyright in the Property Sales Data and reproduction of that data in any way without the consent of the State of Victoria will constitute a breach of the Copyright Act 1968 (cth). The State of Victoria does not warrant the accuracy or completeness of the Property Sales Data and any person using or relying upon such information does so on the basis that the State of Victoria accepts no responsibility or liability whatsoever for any errors, faults, defects or omissions in the information supplied.