

# *Suburb Report*

Know your neighbourhood.



# Property Prices

## Median House Price\*

Median

**\$1.23m**

Quarterly Price Change

**-2.18% ↓**

## Median Unit Price\*

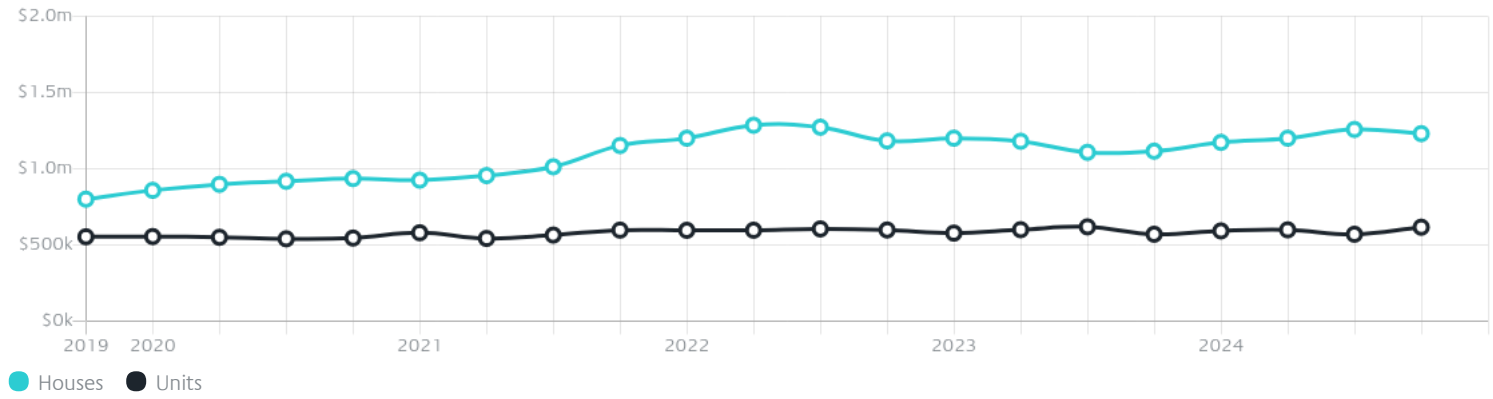
Median

**\$616k**

Quarterly Price Change

**8.11% ↑**

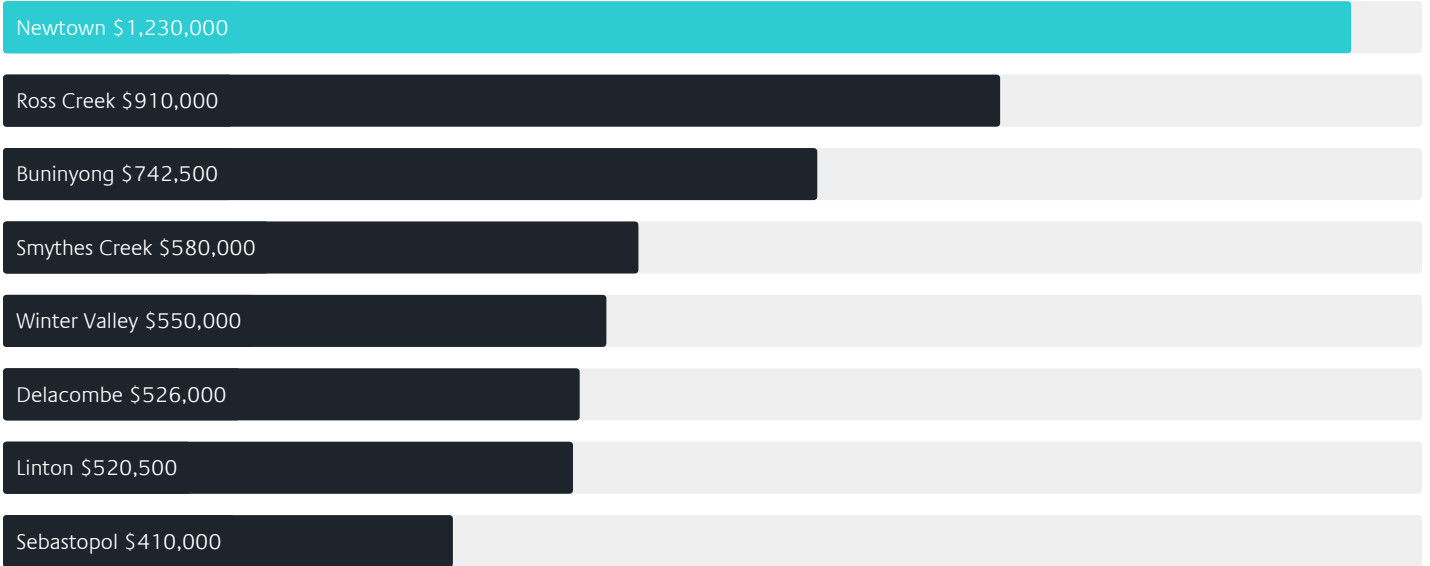
## Quarterly Price Change\*



# Surrounding Suburbs

---

## Median House Sale Price\*



## Median Unit Sale Price\*



# Sales Snapshot

## Sale Method<sup>\*</sup>



● Auction 13%  
● Private 87%

## Auction Clearance Rate<sup>\*</sup>

100%

## Median Days on Market<sup>^</sup>

56 days

## Average Hold Period<sup>\*</sup>

8.7 years

# Insights

## Dwelling Type<sup>^</sup>



● Houses 77% ● Units 23%

## Ownership<sup>^</sup>



● Owned Outright 41% ● Mortgaged 34% ● Rented 25%

## Population<sup>^</sup>

10,445

## Median Asking Rent per week<sup>\*</sup>

\$550

## Median Age<sup>^</sup>

40 years

## Rental Yield<sup>\*</sup>













2.28%

## Median Household Size<sup>^</sup>













2.5 people

# Sold Properties~













Discover a snapshot of the most recent results for this suburb, to view the full 12 months of sales history, please go to [jellisraig.com.au/suburbinsights](http://jellisraig.com.au/suburbinsights)

Address	Bedrooms	Type	Price	Sold
 1 /9 Churchill Av Newtown	3	Unit	\$575,000	15 Feb 2025
 7 /349 Pakington St Newtown	2	Unit	\$550,000	12 Feb 2025
 8 Dundee Pl Newtown	3	House	\$1,100,000	12 Feb 2025
 14/54 Percy St Newtown	2	Townhouse	\$550,000	10 Feb 2025
 395 Shannon Av NEWTOWN	3	House	\$750,000	05 Feb 2025
 3 /2a Ballater Av Newtown	2	Unit	\$482,000	05 Feb 2025
 1 /94 Aphrasia St Newtown	2	Unit	\$460,000	04 Feb 2025
 10/54 Percy St Newtown	2	Townhouse	\$550,000	03 Feb 2025
 2 /13 Stinton Av Newtown	1	Unit	\$402,000	03 Feb 2025
 108 Noble St Newtown	4	House	\$1,300,000	01 Feb 2025
 1 /57 Camden Rd Newtown	1	Unit	\$370,000	31 Jan 2025
 384 Shannon Av Newtown	4	House	\$1,520,000	25 Jan 2025

# Sold Properties~

Address	Bedrooms	Type	Price	Sold
 67 Noble St Newtown	3	House	\$1,225,000	06 Jan 2025
 59 George St Newtown	3	House	\$2,025,000	24 Dec 2024
 3/251 Noble St Newtown	2	Unit	\$555,000	20 Dec 2024
 2/8 Mervyn St Newtown	3	House	\$820,000	18 Dec 2024
 1/33 Buckingham Rd Newtown	1	House	\$675,000	17 Dec 2024
 9 Garlick Av Newtown	3	House	\$370,000	16 Dec 2024
 55 Bond St Newtown	4	House	\$1,826,000	14 Dec 2024
 3 Cook St Newtown	5	House	\$1,375,000	12 Dec 2024
 50 Sharp St Newtown	4	House	\$850,000	10 Dec 2024
 315 Shannon Av Newtown	5	House	\$1,035,000	08 Dec 2024
 3 Pilrig Av Newtown	3	House	\$977,000	07 Dec 2024
 4/270a Pakington St Newtown	2	Unit	\$478,000	06 Dec 2024

# Sold Properties~

Address	Bedrooms	Type	Price	Sold
 226 Noble St Newtown	3	House	\$1,900,000	06 Dec 2024
 2/17 Aberdeen St Newtown	3	Flat/Unit/Apartment	\$525,000	04 Dec 2024
 17 Pescott St Newtown	4	House	\$1,645,000	03 Dec 2024
 2 Austin Tce Newtown	3	House	\$625,000	23 Nov 2024
 6 Glamis St Newtown	4	House	\$1,230,000	21 Nov 2024
 3/2 Upper Skene St Newtown	2	House	\$693,000	20 Nov 2024
 301 Autumn St Newtown	3	House	\$680,000	20 Nov 2024
 2 Julian St Newtown	4	House	\$1,680,000	18 Nov 2024
 60 Sherbourne Tce Newtown	2	Townhouse	\$580,000	18 Nov 2024
 32 Camden Rd Newtown	3	House	\$1,117,500	09 Nov 2024
 2/4 Mervyn St NEWTOWN	3	Flat/Unit/Apartment	\$765,000	04 Nov 2024
 7/1 Holyrood Av Newtown	1	Unit	\$330,000	01 Nov 2024

# Jellis Craig

Geelong Office  
205 Pakington Street, Geelong West  
(03) 5222 7772

[jelliscraig.com.au](http://jelliscraig.com.au)

Data is current as of PDF generation date 01/03/2025

\* Updated Quarterly for the past 12 months

^ Updated daily for the past quarter

~ Updated daily: 33 recent results.

This publication contains data, analytics, statistics and other information supplied by PROPERTYDATAONLINE PTY LTD (PropertyData). The data provided in this publication is of a general nature and should not be construed as specific advice or relied upon in lieu of appropriate professional advice.

PropertyData relies upon data supplied by third parties and while the data is checked and reviewed, PropertyData does not warrant the accuracy or completeness of the information to the full extent permitted by the law and excludes all loss or damage howsoever arising (including through negligence) in connection with the data supplied by PropertyData. The State of Victoria owns the copyright in the Property Sales Data and reproduction of that data in any way without the consent of the State of Victoria will constitute a breach of the Copyright Act 1968 (cth). The State of Victoria does not warrant the accuracy or completeness of the Property Sales Data and any person using or relying upon such information does so on the basis that the State of Victoria accepts no responsibility or liability whatsoever for any errors, faults, defects or omissions in the information supplied.