

JellisCraig

NEWTOWN

Suburb Report

Know your neighbourhood.



NEWTOWN SUBURB REPORT

Median House Price*

Median

\$1.09m

Quarterly Price Change

-0.90% ↓

Median Unit Price*

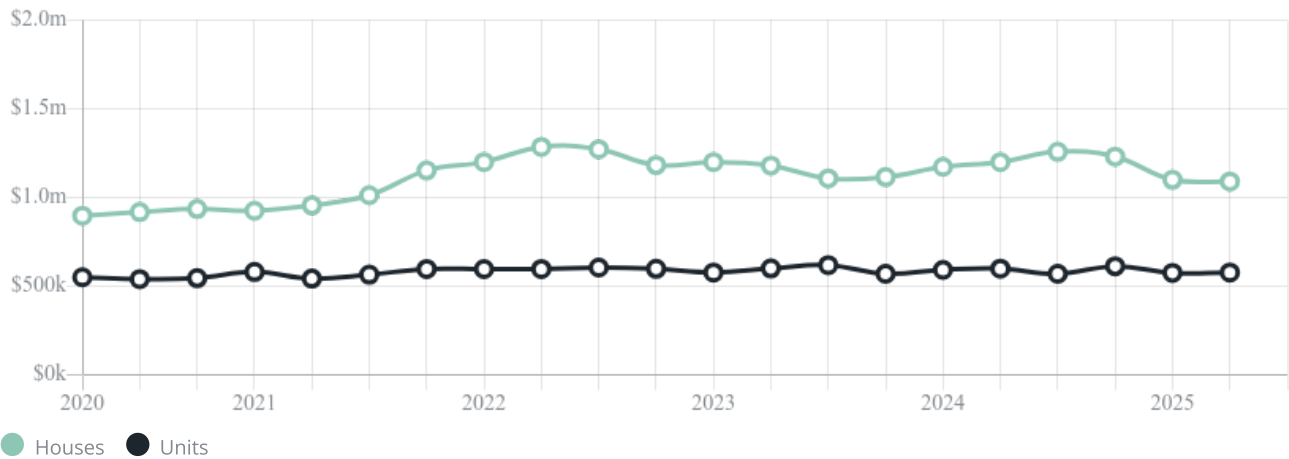
Median

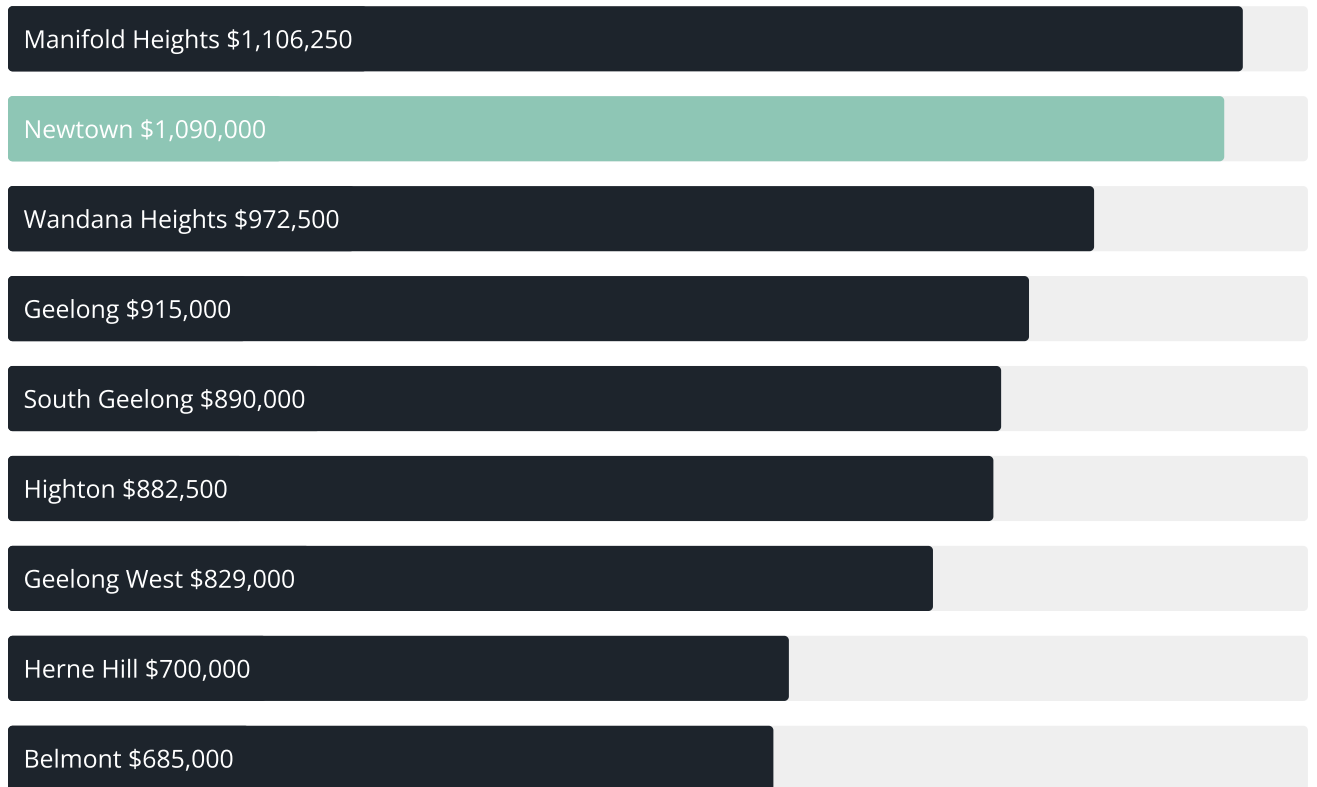
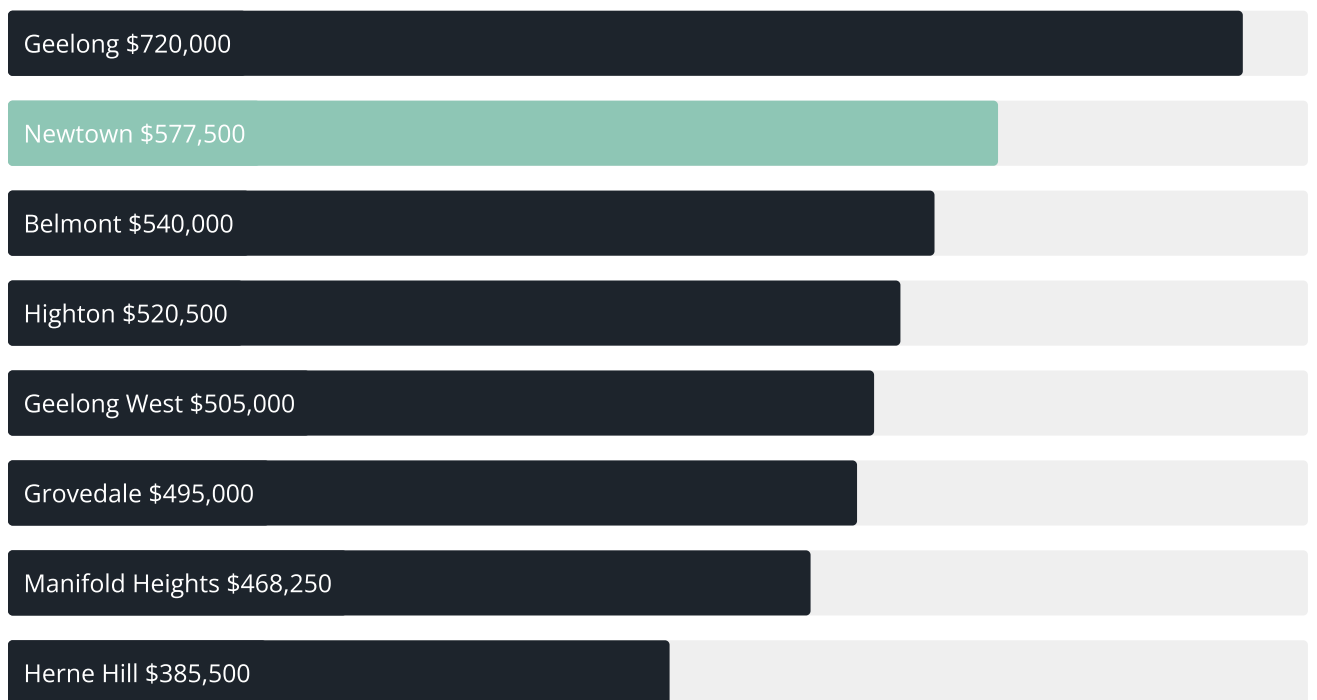
\$578k

Quarterly Price Change

0.43% ↑

Quarterly Price Change*



Median House Sale Price^{*}Median Unit Sale Price^{*}

NEWTOWN SUBURB REPORT

Sale Method*



● Auction 14%

● Private 86%

Auction Clearance Rate*

87.5%

Median Days on Market^

45 days

Average Hold Period*

8.7 years

Dwelling Type^



● Houses 77%

● Units 23%

Ownership^



● Owned Outright 41%

● Mortgaged 34%

● Rented 25%

Population^

10,445

Median Asking Rent per week*

\$560

Median Age^

40 years

Rental Yield*











2.28%

Median Household Size^











2.5 people

NEWTOWN SUBURB REPORT











Discover a snapshot of the most recent results for this suburb, to view the full 12 months of sales history, please go to jellisCraig.com.au/suburbinsights

Address	Bedrooms	Type	Price	Sold
 72 West Fyans St Newtown	4	House	\$1,135,000	25 Sep 2025
 40 Clarke St NEWTOWN	4	House	\$1,950,000	23 Sep 2025
 78 Russell St Newtown	2	Townhouse	\$670,000	18 Sep 2025
 87 Fairview Av Newtown	4	House	\$1,790,000	13 Sep 2025
 235 Noble St Newtown	5	House	\$1,450,000	13 Sep 2025
 8 Laurel Bank Pde Newtown	3	House	\$1,275,000	12 Sep 2025
 4/10 Percy St Newtown	2	Unit	\$632,000	10 Sep 2025
 68 Percy St Newtown	2	House	\$685,000	02 Sep 2025
 2/45 Skene St Newtown	3	Unit	\$687,000	30 Aug 2025
 4/24 Retreat Rd Newtown	2	Flat/Unit/Apartment	\$530,000	29 Aug 2025

NEWTOWN SUBURB REPORT

Address	Bedrooms	Type	Price	Sold
 12 Virginia St NEWTOWN	3	House	\$1,180,000	23 Aug 2025
 71 Saffron St Newtown	3	House	\$800,000	22 Aug 2025
 28 West Fyans St NEWTOWN	4	House	\$1,075,000	18 Aug 2025
 3/29 Vista Rd NEWTOWN	3	Townhouse	\$870,000	15 Aug 2025
 2 Mayfair Dr Newtown	3	House	\$1,077,000	14 Aug 2025
 4/2 Upper Skene St Newtown	2	House	\$580,000	13 Aug 2025
 9 Vista Rd Newtown	4	House	\$1,515,000	10 Aug 2025
 4 Queens Rd Newtown	2	House	\$1,080,000	06 Aug 2025
 11 Camden Rd Newtown	4	House	\$1,310,000	06 Aug 2025
 3/9 Hermitage Rd Newtown	2	Unit	\$615,000	04 Aug 2025

NEWTOWN SUBURB REPORT

Address	Bedrooms	Type	Price	Sold
 6/8 Elcho St Newtown	1	Flat/Unit/Apartment	\$400,000	01 Aug 2025
 6/8-10 Elcho St Newtown	1	Unit	\$400,000	01 Aug 2025
 1 Fairview Av Newtown	3	House	\$1,250,000	27 Jul 2025
 80 Russell St Newtown	2	Townhouse	\$790,000	26 Jul 2025
 79 Buckingham Rd Newtown	3	House	\$825,000	25 Jul 2025
 365 Shannon Av Newtown	3	House	\$1,230,000	19 Jul 2025
 5 Urana St NEWTOWN	3	Townhouse	\$655,000	18 Jul 2025
 2 Westcott Pl Newtown	3	House	\$825,000	18 Jul 2025
 17 Marshall St Newtown	3	House	\$699,000	17 Jul 2025
 1/16 Louis Ct Newtown	4	Townhouse	\$1,000,000	15 Jul 2025



Geelong Office
205 Pakington Street, Geelong West
(03) 5222 7772

jellisrcraig.com.au

Data is current as of PDF generation date 01/10/2025

* Updated Quarterly for the past 12 months

^ Updated daily for the past quarter

~ Updated daily: 33 recent results.

This publication contains data, analytics, statistics and other information supplied by PROPERTYDATAONLINE PTY LTD (PropertyData). The data provided in this publication is of a general nature and should not be construed as specific advice or relied upon in lieu of appropriate professional advice.

PropertyData relies upon data supplied by third parties and while the data is checked and reviewed, PropertyData does not warrant the accuracy or completeness of the information to the full extent permitted by the law and excludes all loss or damage howsoever arising (including through negligence) in connection with the data supplied by PropertyData. The State of Victoria owns the copyright in the Property Sales Data and reproduction of that data in any way without the consent of the State of Victoria will constitute a breach of the Copyright Act 1968 (cth). The State of Victoria does not warrant the accuracy or completeness of the Property Sales Data and any person using or relying upon such information does so on the basis that the State of Victoria accepts no responsibility or liability whatsoever for any errors, faults, defects or omissions in the information supplied.