

Suburb Report

Know your neighbourhood.



Property Prices

Median House Price*

Median
\$805k

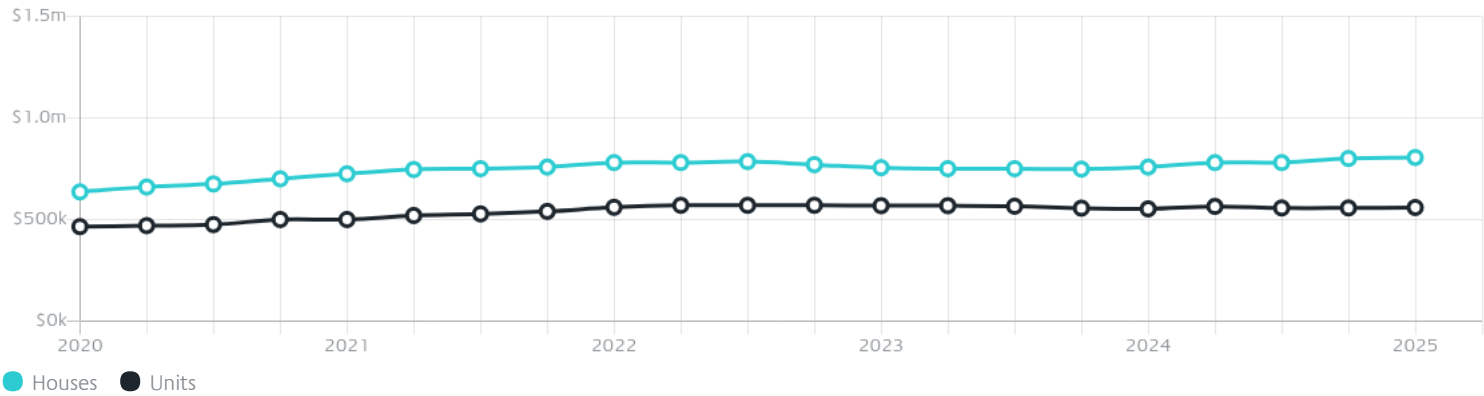
Quarterly Price Change
0.62% ↑

Median Unit Price*

Median
\$559k

Quarterly Price Change
0.35% ↑

Quarterly Price Change*



Surrounding Suburbs

Median House Sale Price*



Median Unit Sale Price*



Sales Snapshot

Sale Method^{*}



● Auction 44%
● Private 56%

Auction Clearance Rate^{*}

78.72%

Median Days on Market[^]

26 days

Average Hold Period^{*}

8.1 years

Insights

Dwelling Type[^]



● Houses 65% ● Units 35%

Ownership[^]



● Owned Outright 31% ● Mortgaged 34% ● Rented 36%

Population[^]

32,257

Median Asking Rent per week^{*}

\$540

Population Growth[^]

4.06%

Rental Yield^{*}

3.54%

Median Age[^]













35 years

Median Household Size[^]













2.7 people

Sold Properties~













Discover a snapshot of the most recent results for this suburb, to view the full 12 months of sales history, please go to jellisraig.com.au/suburbinsights

Address	Bedrooms	Type	Price	Sold
 4/176 Buckley St NOBLE PARK	3	Unit	\$620,000	28 Jun 2025
 4 Sussex St Noble Park	6	House	\$902,000	28 Jun 2025
 7 Narrabeen Ct Noble Park	5	House	\$925,000	26 Jun 2025
 57 Theodore Av Noble Park	3	House	\$840,000	26 Jun 2025
 7/141 Chandler Rd Noble Park	3	Townhouse	\$595,000	23 Jun 2025
 15 Veronica Ct Noble Park	5	House	\$880,000	23 Jun 2025
 6/27 Kelvinside Rd NOBLE PARK	2	Townhouse	\$608,500	21 Jun 2025
 14 Alfred St Noble Park	3	House	\$815,000	21 Jun 2025
 2/1 Prior Rd Noble Park	2	Unit	\$550,000	17 Jun 2025
 1/5 Nithsdale Rd Noble Park	3	Unit	\$668,000	14 Jun 2025
 11/57-59 Buckley St Noble Park	2	Townhouse	\$491,000	11 Jun 2025
 10/68-70 Callander Rd Noble Park	3	Unit	\$598,000	10 Jun 2025

Sold Properties~

Address	Bedrooms	Type	Price	Sold
 1/21 Marna Ct Noble Park	3	Unit	\$670,000	02 Jun 2025
 8 Warrawee Av Noble Park	3	House	\$850,000	31 May 2025
 2/142 Corrigan Rd Noble Park	2	Townhouse	\$595,000	26 May 2025
 2/28 Noble St Noble Park	2	Unit	\$620,000	26 May 2025
 73 Corrigan Rd Noble Park	3	House	\$752,000	26 May 2025
 2 Holloway Ct NOBLE PARK	3	House	\$680,000	26 May 2025
 5 Rockford Ct Noble Park	3	House	\$850,000	26 May 2025
 2/6 Theodore Av Noble Park	3	Townhouse	\$887,000	24 May 2025
 1/80 Leonard Av Noble Park	3	Unit	\$688,000	24 May 2025
 2/57 Yarraman Rd Noble Park	4	Unit	\$785,000	24 May 2025
 28 Pamela St Noble Park	3	House	\$790,000	23 May 2025
 2/53 Kelvinside Rd Noble Park	2	Unit	\$550,000	23 May 2025

Sold Properties~

Address	Bedrooms	Type	Price	Sold
 4/19 French St Noble Park	2	Townhouse	\$580,000	23 May 2025
 88 Hanna St Noble Park	3	Townhouse	\$680,000	22 May 2025
 1/6 Callaghan St Noble Park	3	Unit	\$480,000	22 May 2025
 22 Mather Rd Noble Park	3	House	\$861,888	22 May 2025
 2/141 Chandler Rd Noble Park	3	Townhouse	\$625,000	21 May 2025
 1/24 Wall St Noble Park	3	Unit	\$600,000	21 May 2025
 1 Cardore Ct Noble Park	3	House	\$620,000	19 May 2025
 5/14 Flowervale Rd NOBLE PARK	3	Unit	\$580,000	19 May 2025
 4/28 Noble St Noble Park	3	Unit	\$761,000	19 May 2025
 12 Jasper St Noble Park	3	House	\$880,500	18 May 2025
 26 Arden Dr Noble Park	3	House	\$855,000	17 May 2025
 3 Budge St Noble Park	4	House	\$905,000	17 May 2025



Bentleigh Office
Level 1, 277 - 279 Centre Road, Bentleigh
03 9593 4500

jelliscraig.com.au

Data is current as of PDF generation date 01/07/2025

* Updated Quarterly for the past 12 months

^ Updated daily for the past quarter

~ Updated daily: 33 recent results.

This publication contains data, analytics, statistics and other information supplied by PROPERTYDATAONLINE PTY LTD (PropertyData). The data provided in this publication is of a general nature and should not be construed as specific advice or relied upon in lieu of appropriate professional advice.

PropertyData relies upon data supplied by third parties and while the data is checked and reviewed, PropertyData does not warrant the accuracy or completeness of the information to the full extent permitted by the law and excludes all loss or damage howsoever arising (including through negligence) in connection with the data supplied by PropertyData. The State of Victoria owns the copyright in the Property Sales Data and reproduction of that data in any way without the consent of the State of Victoria will constitute a breach of the Copyright Act 1968 (cth). The State of Victoria does not warrant the accuracy or completeness of the Property Sales Data and any person using or relying upon such information does so on the basis that the State of Victoria accepts no responsibility or liability whatsoever for any errors, faults, defects or omissions in the information supplied.