

Suburb Report

Know your neighbourhood.



Property Prices

Median House Price*

Median

\$649k

Quarterly Price Change

1.32% ↑

Median Unit Price*

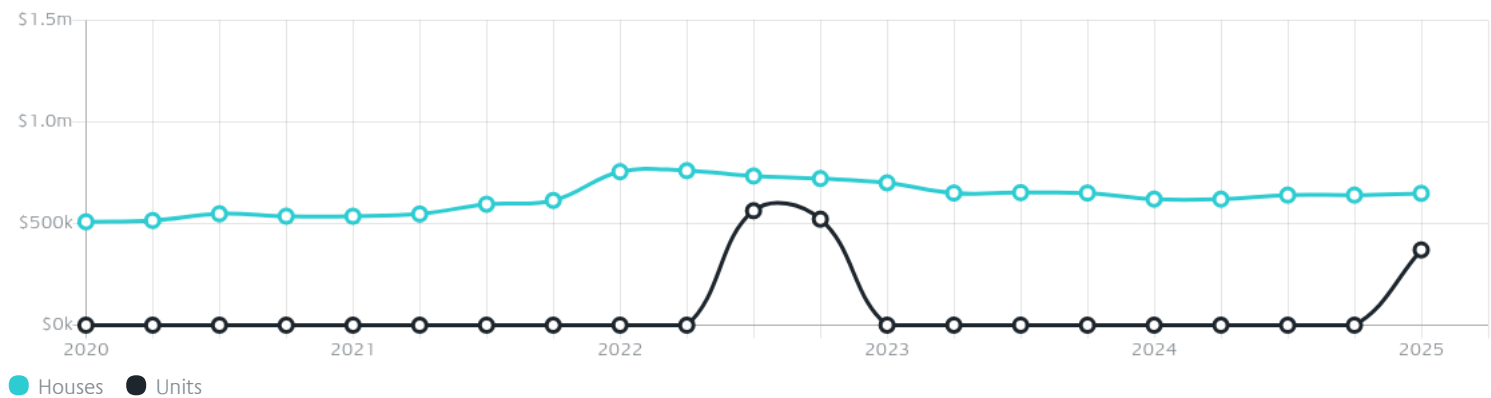
Median

\$370k

Quarterly Price Change

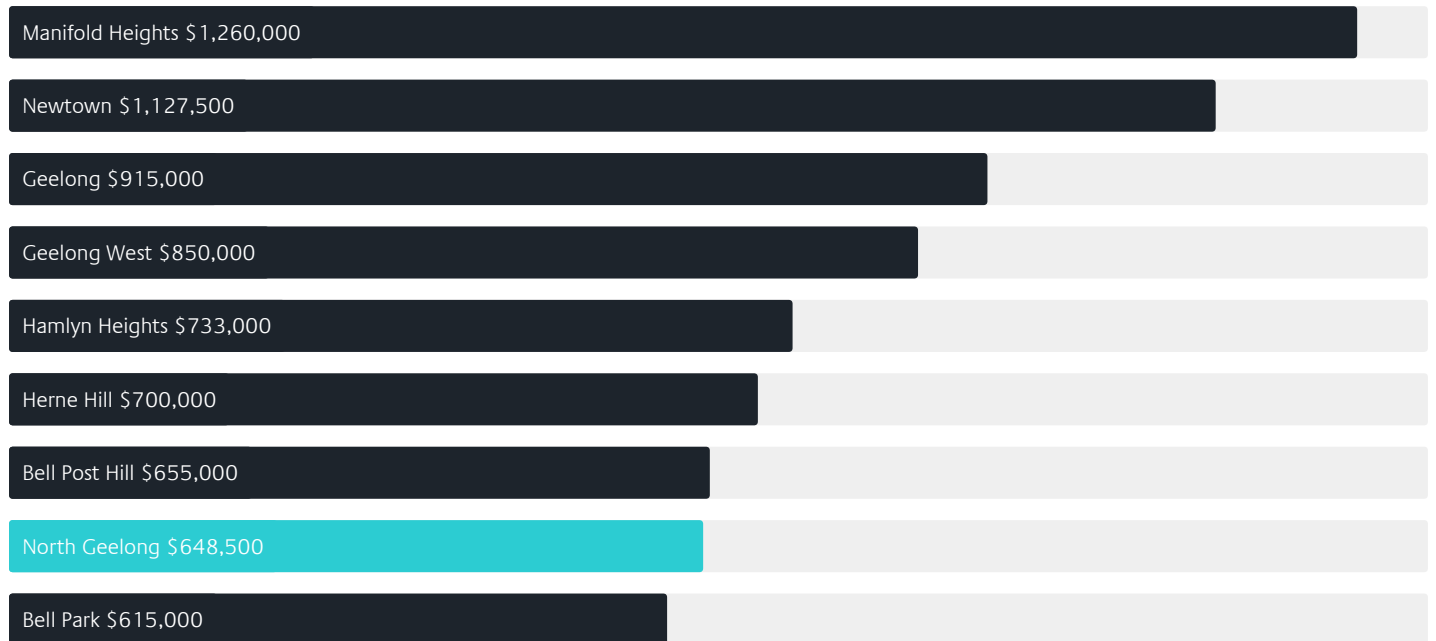
0.00% ↓

Quarterly Price Change*

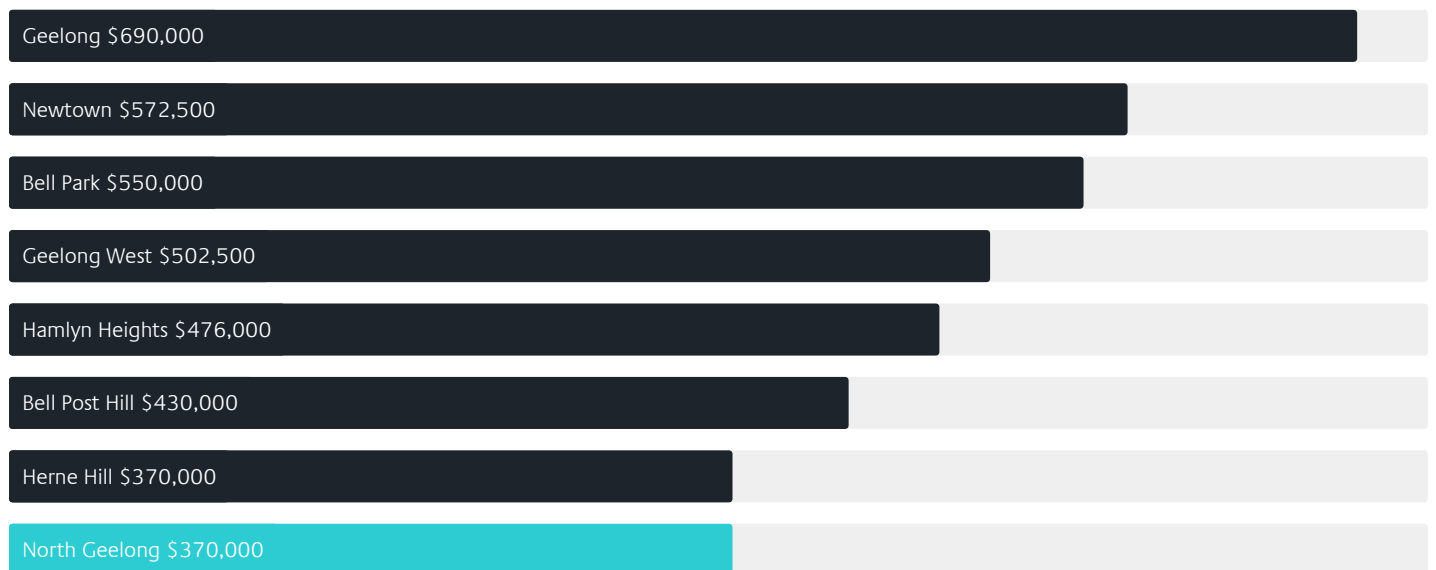


Surrounding Suburbs

Median House Sale Price*



Median Unit Sale Price*



Sales Snapshot

Sale Method^{*}



● Auction 18%
● Private 82%

Auction Clearance Rate^{*}

100%

Median Days on Market[^]

15 days

Average Hold Period^{*}

7.0 years

Insights

Dwelling Type[^]



● Houses 82% ● Units 18%

Ownership[^]



● Owned Outright 28% ● Mortgaged 34% ● Rented 38%

Population[^]

3,225

Median Asking Rent per week^{*}

\$450

Median Age[^]

40 years

Rental Yield^{*}













3.58%

Median Household Size[^]













2.3 people

Sold Properties~













Discover a snapshot of the most recent results for this suburb, to view the full 12 months of sales history, please go to jellisraig.com.au/suburbinsights

Address	Bedrooms	Type	Price	Sold
 34 Osborne Av North Geelong	3	House	\$661,000	28 Jun 2025
 85 Wurrook Cirt North Geelong	4	House	\$632,000	13 Jun 2025
 2/7 Saywell St North Geelong	3	Unit	\$670,000	11 Jun 2025
 114 Rutledge Blvd North Geelong	4	House	\$915,000	31 May 2025
 1/12 Walscott St North Geelong	2	Townhouse	\$591,500	30 May 2025
 1/1 The Fairway North Geelong	2	Unit	\$440,000	20 May 2025
 50 Slevin St North Geelong	2	House	\$570,000	17 May 2025
 2/42 Weddell Rd North Geelong	2	Townhouse	\$485,000	07 May 2025
 15a Osborne Av North Geelong	2	House	\$500,000	05 May 2025
 19 Coxon Pde North Geelong	1	Unit	\$270,000	29 Apr 2025
 33 Giddings St North Geelong	3	House	\$650,000	29 Apr 2025
 10 Balfour St North Geelong	4	House	\$1,000,000	28 Apr 2025

Sold Properties~

Address	Bedrooms	Type	Price	Sold
 75 Giddings St North Geelong	3	House	\$722,000	24 Apr 2025
 18 Guthrie Av North Geelong	3	House	\$770,000	15 Apr 2025
 42 Wurrook Cirt North Geelong	3	House	\$594,000	08 Apr 2025
 3 Cooma Ct North Geelong	3	House	\$758,000	26 Mar 2025
 7 Pattison Av North Geelong	3	House	\$435,000	22 Mar 2025
 21 Craddock St North Geelong	4	House	\$1,020,000	19 Mar 2025
 11 Kendra St North Geelong	2	House	\$465,000	14 Mar 2025
 47 Guthrie Av North Geelong	2	House	\$950,000	01 Mar 2025
 132 Thompson Rd North Geelong	2	House	\$563,000	27 Feb 2025
 36 Walsgott St North Geelong	3	House	\$550,000	25 Feb 2025
 18a Giddings St North Geelong	3	Townhouse	\$600,000	24 Feb 2025
 28 Coxon Pde North Geelong	3	House	\$580,000	21 Feb 2025

Sold Properties~

Address	Bedrooms	Type	Price	Sold
 117 Rutledge Blvd North Geelong	4	House	\$960,000	21 Feb 2025
 13 Baden Powell Dr North Geelong	0	Land	\$480,000	20 Feb 2025
 54 Osborne Av North Geelong	3	House	\$712,800	18 Feb 2025
 2/20 Osborne Av North Geelong	2	Townhouse	\$523,000	14 Feb 2025
 60 Roseneath St NORTH GEELONG	3	House	\$650,000	07 Feb 2025
 41 Guthrie Av North Geelong	3	House	\$825,000	07 Feb 2025
 17 Coxon Pde North Geelong	1	Unit	\$267,000	01 Feb 2025
 3a Craddock St North Geelong	3	House	\$1,165,000	31 Jan 2025
 94 Rutledge Blvd North Geelong	4	House	\$1,073,500	29 Jan 2025
 2/52 Church St North Geelong	1	Unit	\$305,000	09 Jan 2025
 5 Coxon Pde North Geelong	1	Strata Unit/Flat	\$298,000	10 Dec 2024
 15 Coxon Pde North Geelong	1	Unit	\$267,000	03 Dec 2024



Geelong Office
205 Pakington Street, Geelong West
(03) 5222 7772

jelliscraig.com.au

Data is current as of PDF generation date 01/07/2025

* Updated Quarterly for the past 12 months

^ Updated daily for the past quarter

~ Updated daily: 33 recent results.

This publication contains data, analytics, statistics and other information supplied by PROPERTYDATAONLINE PTY LTD (PropertyData). The data provided in this publication is of a general nature and should not be construed as specific advice or relied upon in lieu of appropriate professional advice.

PropertyData relies upon data supplied by third parties and while the data is checked and reviewed, PropertyData does not warrant the accuracy or completeness of the information to the full extent permitted by the law and excludes all loss or damage howsoever arising (including through negligence) in connection with the data supplied by PropertyData. The State of Victoria owns the copyright in the Property Sales Data and reproduction of that data in any way without the consent of the State of Victoria will constitute a breach of the Copyright Act 1968 (cth). The State of Victoria does not warrant the accuracy or completeness of the Property Sales Data and any person using or relying upon such information does so on the basis that the State of Victoria accepts no responsibility or liability whatsoever for any errors, faults, defects or omissions in the information supplied.