

JellisCraig

NOTTING HILL

Suburb Report

Know your neighbourhood.



NOTTING HILL SUBURB REPORT

Median House Price*

Median

\$1.21m

Quarterly Price Change

-5.35% ↓

Median Unit Price*

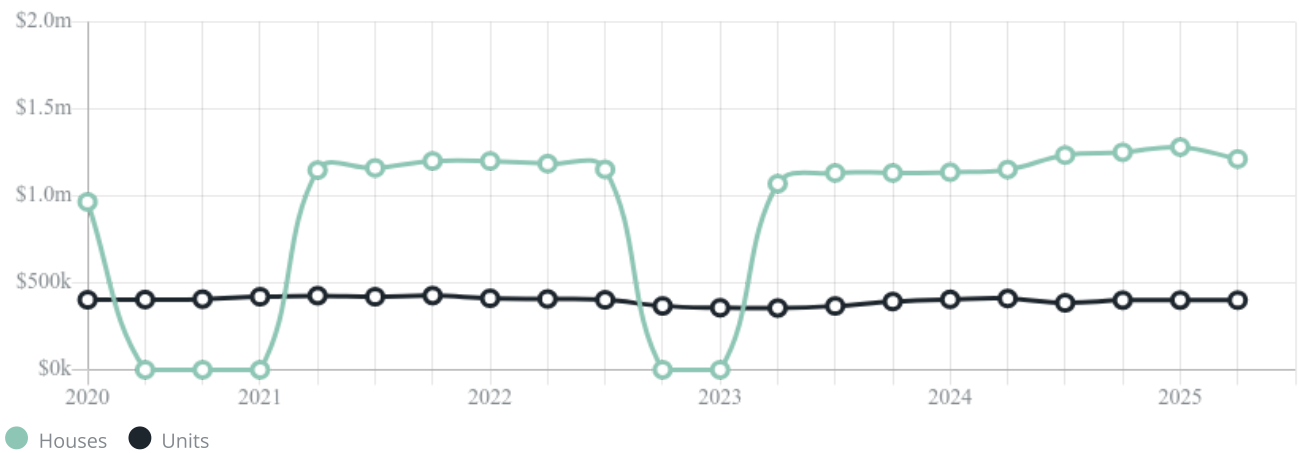
Median

\$400k

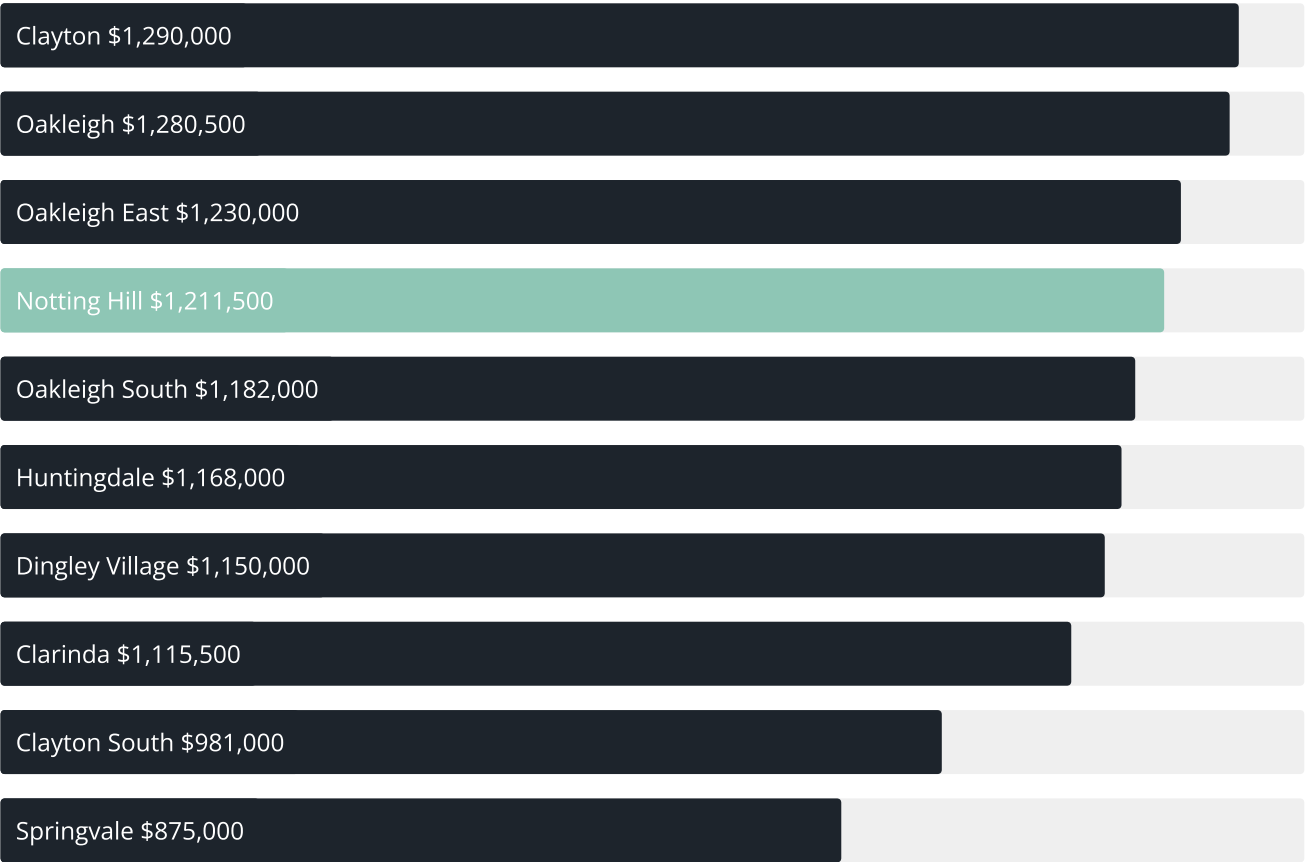
Quarterly Price Change

0.00% ↓

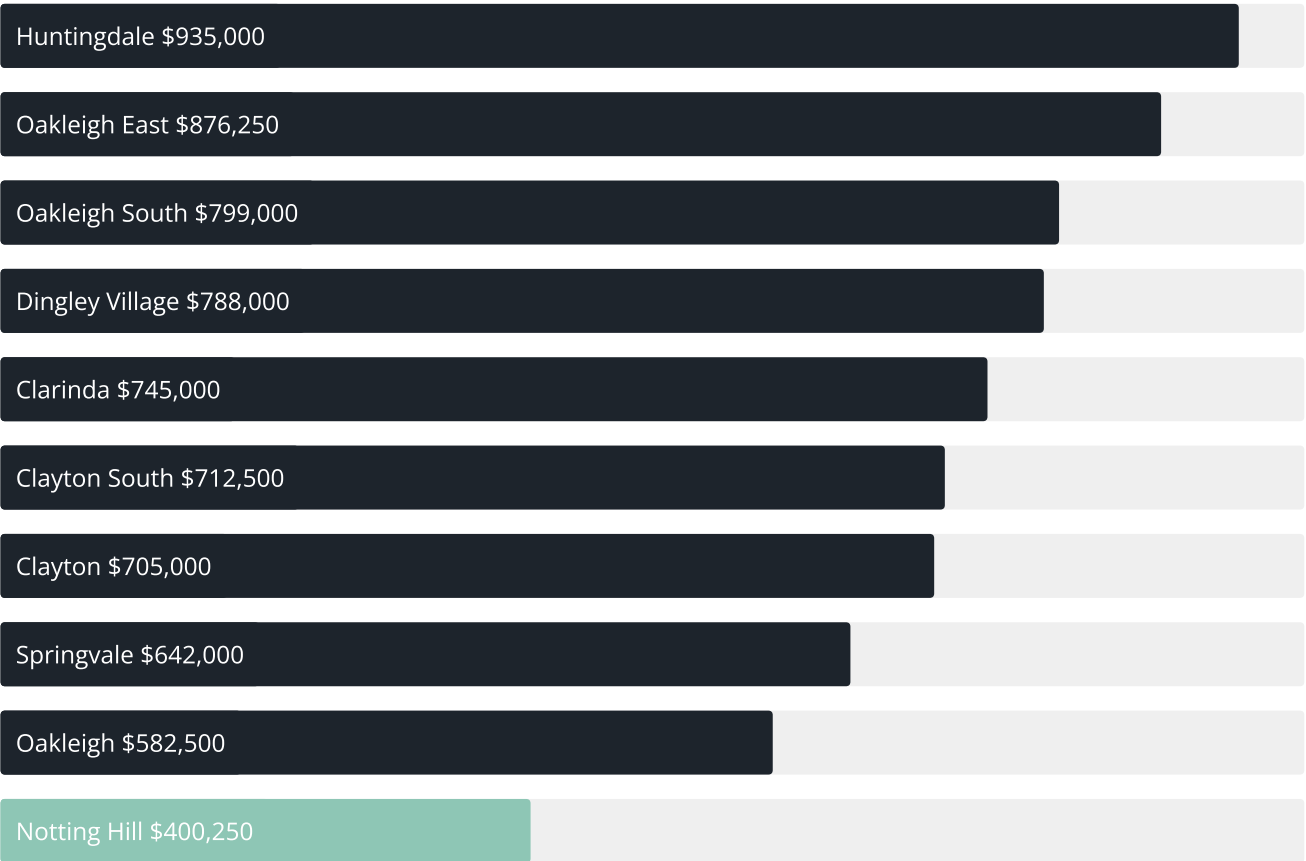
Quarterly Price Change*



Median House Sale Price*



Median Unit Sale Price*



NOTTING HILL SUBURB REPORT

Sale Method*



Auction Clearance Rate*

100%

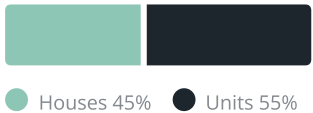
Median Days on Market^

26 days

Average Hold Period*

4.2 years

Dwelling Type^



Ownership^



Population^

2,895

Median Asking Rent per week*

\$575

Population Growth^

-5.08%

Rental Yield*

2.43%

Median Age^











30 years

Median Household Size^











2.3 people

NOTTING HILL SUBURB REPORT











Discover a snapshot of the most recent results for this suburb, to view the full 12 months of sales history, please go to jellisraig.com.au/suburbinsights

Address	Bedrooms	Type	Price	Sold
 2/15 Finch St NOTTING HILL	2	Unit	\$821,000	02 Jul 2025
 301/416-420 Ferntree Gully Rd Notting Hill	1	Apartment	\$361,500	26 Jun 2025
 7 Old School Rd Notting Hill	2	Townhouse	\$726,000	14 Jun 2025
 26 Saniky St Notting Hill	3	House	\$1,125,000	31 May 2025
 G4/416 Ferntree Gully Rd Notting Hill	2	Strata Unit/Flat	\$461,000	28 May 2025
 6 Parkland Pl Notting Hill	3	House	\$796,000	17 May 2025
 31/2-4 Samada St Notting Hill	2	Apartment	\$378,000	08 May 2025
 652 Blackburn Rd Notting Hill	3	House	\$1,180,000	03 May 2025
 5 Dalpura Ct Notting Hill	4	House	\$1,195,000	29 Apr 2025
 24/210-220 Normanby Rd Notting Hill	2	Apartment	\$390,000	17 Apr 2025

NOTTING HILL SUBURB REPORT

Address	Bedrooms	Type	Price	Sold
 16B Hunsford Av Notting Hill	3	Townhouse	\$880,000	16 Apr 2025
 38 Saniky St Notting Hill	3	House	\$1,170,000	05 Apr 2025
 109/416-420 Ferntree Gully Rd Notting Hill	2	Apartment	\$476,000	27 Mar 2025
 G05/662 Blackburn Rd Notting Hill	2	Apartment	\$310,000	27 Mar 2025
 109/416 Ferntree Gully Rd Notting Hill	2	Strata Unit/Flat	\$476,000	23 Mar 2025
 G20/660 Blackburn Rd Notting Hill	2	Apartment	\$442,000	18 Mar 2025
 21/210-220 Normanby Rd Notting Hill	1	Apartment	\$300,000	17 Mar 2025
 2/27 Finch St Notting Hill	3	Townhouse	\$910,000	12 Mar 2025
 63 Westerfield Dr Notting Hill	3	Townhouse	\$1,071,000	08 Mar 2025
 1 Erawan Av Notting Hill	5	House	\$1,228,000	28 Feb 2025

NOTTING HILL SUBURB REPORT

Address	Bedrooms	Type	Price	Sold
 39 Risdon Dr Notting Hill	2	House	\$1,117,000	22 Feb 2025
 17/27 Finch St Notting Hill	4	House	\$903,000	21 Feb 2025
 450 Ferntree Gully Rd Notting Hill	4	House	\$1,240,000	18 Feb 2025
 329/660 Blackburn Rd Notting Hill	1	Flat/Unit/Apartment	\$350,000	17 Feb 2025
 203/416 Ferntree Gully Rd Notting Hill	2	Strata Unit/Flat	\$520,000	17 Feb 2025
 1/8 Finch St Notting Hill	4	Townhouse	\$1,148,000	15 Feb 2025
 215/660 Blackburn Rd Notting Hill	2	Strata Unit/Flat	\$445,000	13 Feb 2025
 201/660 Blackburn Rd Notting Hill	1	Strata Unit/Flat	\$350,000	10 Feb 2025
 3 Old School Rd Notting Hill	2	Townhouse	\$720,000	08 Feb 2025
 214/660 Blackburn Rd Notting Hill	1	Strata Unit/Flat	\$330,000	02 Feb 2025



jellisraig.com.au

Data is current as of PDF generation date 01/08/2025

* Updated Quarterly for the past 12 months
^ Updated daily for the past quarter
~ Updated daily: 33 recent results.

This publication contains data, analytics, statistics and other information supplied by PROPERTYDATAONLINE PTY LTD (PropertyData). The data provided in this publication is of a general nature and should not be construed as specific advice or relied upon in lieu of appropriate professional advice.

PropertyData relies upon data supplied by third parties and while the data is checked and reviewed, PropertyData does not warrant the accuracy or completeness of the information to the full extent permitted by the law and excludes all loss or damage howsoever arising (including through negligence) in connection with the data supplied by PropertyData. The State of Victoria owns the copyright in the Property Sales Data and reproduction of that data in any way without the consent of the State of Victoria will constitute a breach of the Copyright Act 1968 (cth). The State of Victoria does not warrant the accuracy or completeness of the Property Sales Data and any person using or relying upon such information does so on the basis that the State of Victoria accepts no responsibility or liability whatsoever for any errors, faults, defects or omissions in the information supplied.