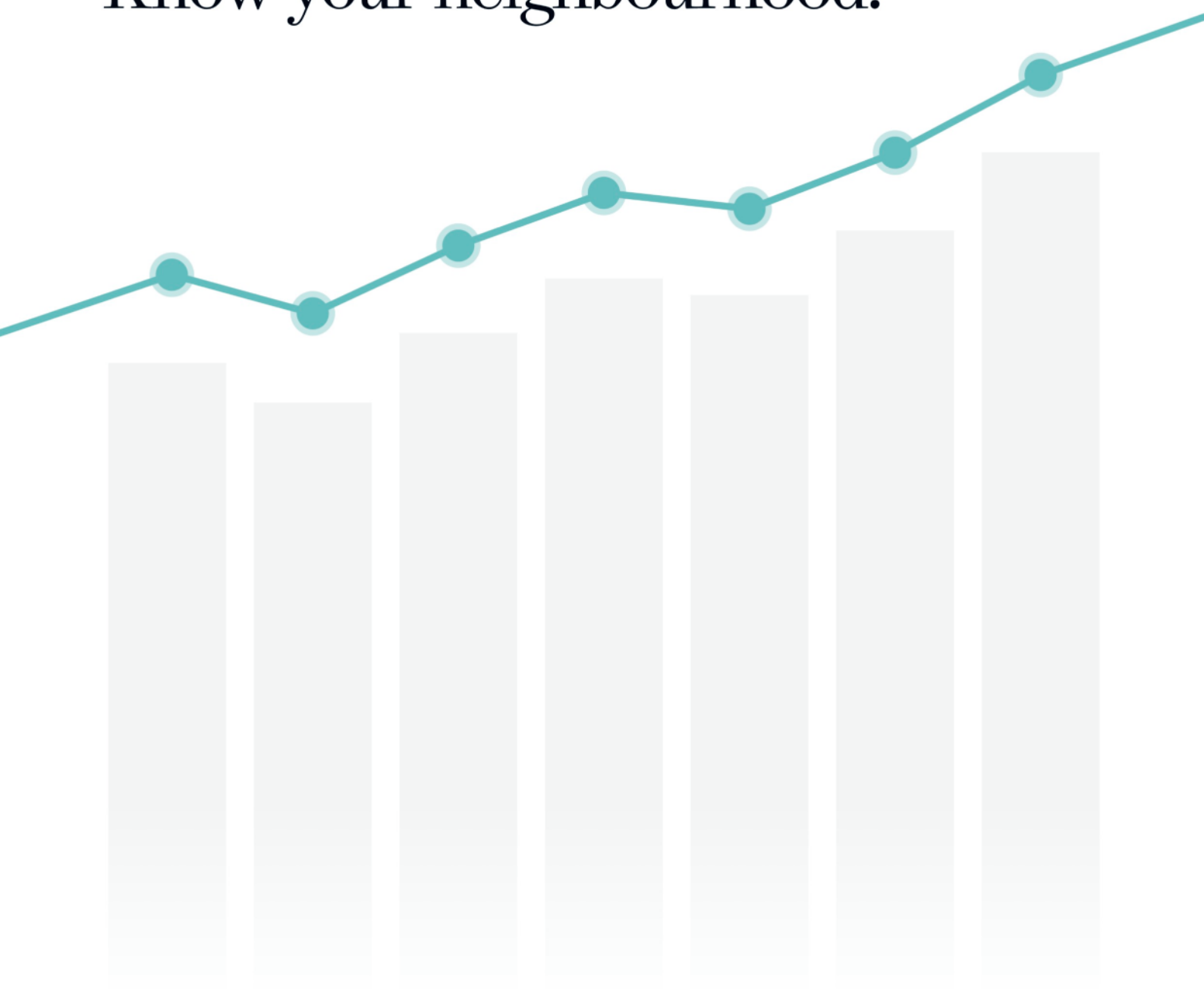


# *Suburb Report*

Know your neighbourhood.



# Property Prices

## Median House Price\*

Median

**\$1.25m**

Quarterly Price Change

**1.29% ↑**

## Median Unit Price\*

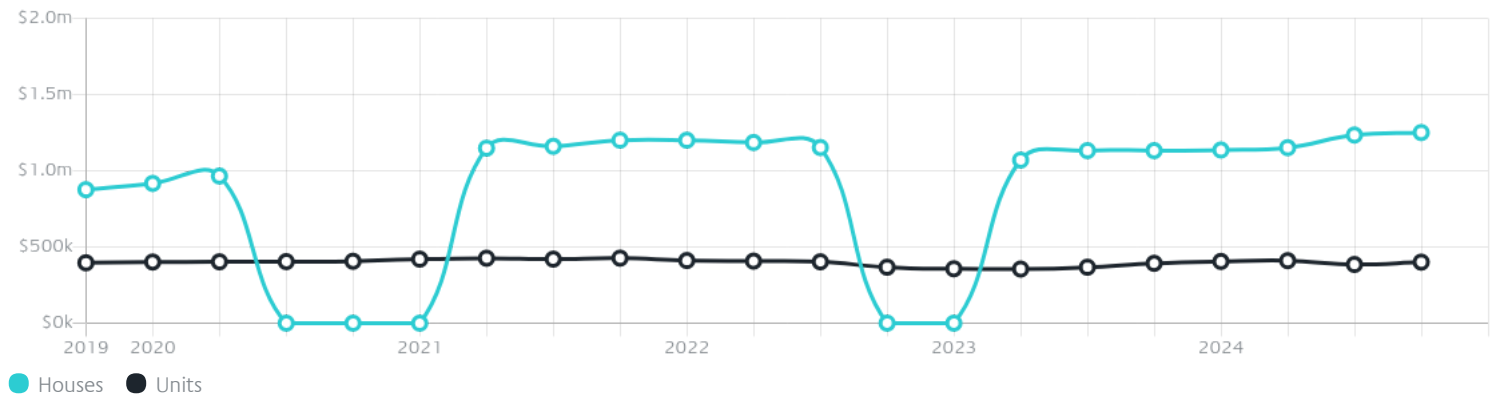
Median

**\$400k**

Quarterly Price Change

**3.96% ↑**

## Quarterly Price Change\*



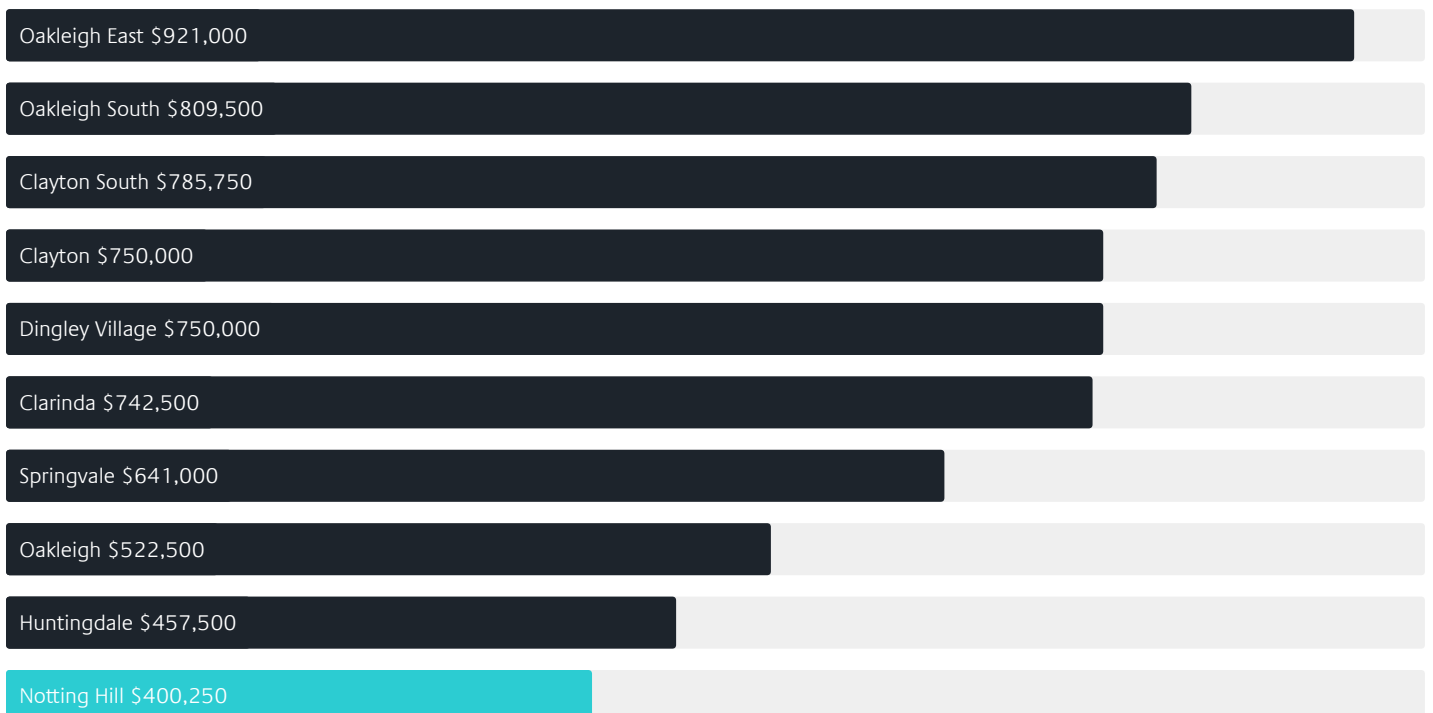
# Surrounding Suburbs

---

## Median House Sale Price\*



## Median Unit Sale Price\*



# Sales Snapshot

## Sale Method<sup>\*</sup>



● Auction 33%  
● Private 67%

## Auction Clearance Rate<sup>\*</sup>

100%

## Median Days on Market<sup>^</sup>

50 days

## Average Hold Period<sup>\*</sup>

4.2 years

# Insights

## Dwelling Type<sup>^</sup>



● Houses 45% ● Units 55%

## Ownership<sup>^</sup>



● Owned Outright 23% ● Mortgaged 30% ● Rented 46%

## Population<sup>^</sup>

2,895

## Median Asking Rent per week<sup>\*</sup>

\$575

## Population Growth<sup>^</sup>

-5.08%

## Rental Yield<sup>\*</sup>

2.43%

## Median Age<sup>^</sup>













30 years

## Median Household Size<sup>^</sup>













2.3 people

# Sold Properties~













Discover a snapshot of the most recent results for this suburb, to view the full 12 months of sales history, please go to [jellisicraig.com.au/suburbinsights](http://jellisicraig.com.au/suburbinsights)

Address	Bedrooms	Type	Price	Sold
 39 Risdon Dr Notting Hill	2	House	\$1,117,000	22 Feb 2025
 17/27 Finch St Notting Hill	3	Townhouse	\$903,000	21 Feb 2025
 1/8 Finch St Notting Hill	4	Townhouse	\$1,148,000	15 Feb 2025
 3 Old School Rd Notting Hill	2	Townhouse	\$720,000	08 Feb 2025
 214/660 Blackburn Rd Notting Hill	1	Strata Unit/Flat	\$330,000	02 Feb 2025
 G27/660 Blackburn Rd Notting Hill	2	Apartment	\$435,000	15 Jan 2025
 234/660 Blackburn Rd Notting Hill	2	Strata Unit/Flat	\$468,000	15 Jan 2025
 G42/660 Blackburn Rd Notting Hill	2	Apartment	\$432,000	08 Jan 2025
 36/1 Eucalyptus Mews Notting Hill	2	Apartment	\$390,000	03 Jan 2025
 226/660 Blackburn Rd Notting Hill	2	Apartment	\$439,000	24 Dec 2024
 220/660 Blackburn Rd Notting Hill	2	Strata Unit/Flat	\$432,000	17 Dec 2024
 38 Longbourne Av NOTTING HILL	4	House	\$1,472,000	30 Nov 2024

# Sold Properties~

Address	Bedrooms	Type	Price	Sold
 LG1 /660 Blackburn Rd Notting Hill	1	Strata Unit/Flat	\$350,000	26 Nov 2024
 2/15 Samada St Notting Hill	3	Townhouse	\$985,000	23 Nov 2024
 325/660 Blackburn Rd Notting Hill	2	Strata Unit/Flat	\$435,000	14 Nov 2024
 32/210-220 Normanby Rd Notting Hill	2	Apartment	\$400,500	11 Nov 2024
 1/22 Longbourne Av Notting Hill	3	Unit	\$963,000	09 Nov 2024
 406/660 Blackburn Rd Notting Hill	1	Apartment	\$328,000	07 Nov 2024
 20 Bingley Av Notting Hill	3	House	\$1,100,000	19 Oct 2024
 53 Westerfield Dr Notting Hill	3	House	\$1,160,000	12 Oct 2024
 19 Samada St Notting Hill	3	House	\$1,250,000	07 Oct 2024
 16 Westerfield Dr Notting Hill	3	House	\$1,311,000	05 Oct 2024
 2 Old School Rd Notting Hill	2	Flat/Unit/Apartment	\$715,000	04 Oct 2024
 7 The Mews Notting Hill	3	Flat/Unit/Apartment	\$870,000	26 Sep 2024

# Sold Properties~

Address	Bedrooms	Type	Price	Sold
 15 Trent Ct Notting Hill	4	House	\$1,025,000	21 Sep 2024
 4/3 Rusden Pl Notting Hill	2	Apartment	\$400,000	16 Sep 2024
 304/660 Blackburn Rd Notting Hill	2	Strata Unit/Flat	\$425,000	10 Sep 2024
 1/10 Elwood St Notting Hill	3	Unit	\$865,000	07 Sep 2024
 306/660 Blackburn Rd Notting Hill	1	Strata Unit/Flat	\$337,000	04 Sep 2024
 213/660 Blackburn Rd Notting Hill	1	Apartment	\$340,000	30 Aug 2024
 119/662 Blackburn Rd Notting Hill	1	Strata Unit/Flat	\$200,000	28 Aug 2024
 G4/660 Blackburn Rd Notting Hill	2	Strata Unit/Flat	\$435,000	28 Aug 2024
 205/660 Blackburn Rd Notting Hill	2	Apartment	\$425,000	21 Aug 2024
 8 Old School Rd Notting Hill	2	Townhouse	\$746,000	10 Aug 2024
 16 Samada St Notting Hill	6	House	\$1,357,000	10 Aug 2024
 205/416-420 Ferntree Gully Rd Notting Hill	2	Apartment	\$470,000	09 Aug 2024

# Jellis Craig

Monash Office  
280 Stephensons Road, Mount Waverley  
03 8849 8088

[jelliscraig.com.au](http://jelliscraig.com.au)

Data is current as of PDF generation date 01/03/2025

\* Updated Quarterly for the past 12 months

^ Updated daily for the past quarter

~ Updated daily: 33 recent results.

This publication contains data, analytics, statistics and other information supplied by PROPERTYDATAONLINE PTY LTD (PropertyData). The data provided in this publication is of a general nature and should not be construed as specific advice or relied upon in lieu of appropriate professional advice.

PropertyData relies upon data supplied by third parties and while the data is checked and reviewed, PropertyData does not warrant the accuracy or completeness of the information to the full extent permitted by the law and excludes all loss or damage howsoever arising (including through negligence) in connection with the data supplied by PropertyData. The State of Victoria owns the copyright in the Property Sales Data and reproduction of that data in any way without the consent of the State of Victoria will constitute a breach of the Copyright Act 1968 (cth). The State of Victoria does not warrant the accuracy or completeness of the Property Sales Data and any person using or relying upon such information does so on the basis that the State of Victoria accepts no responsibility or liability whatsoever for any errors, faults, defects or omissions in the information supplied.