

Suburb Report

Know your neighbourhood.



Property Prices

Median House Price*

Median

\$1.19m

Quarterly Price Change

-3.25% ↓

Median Unit Price*

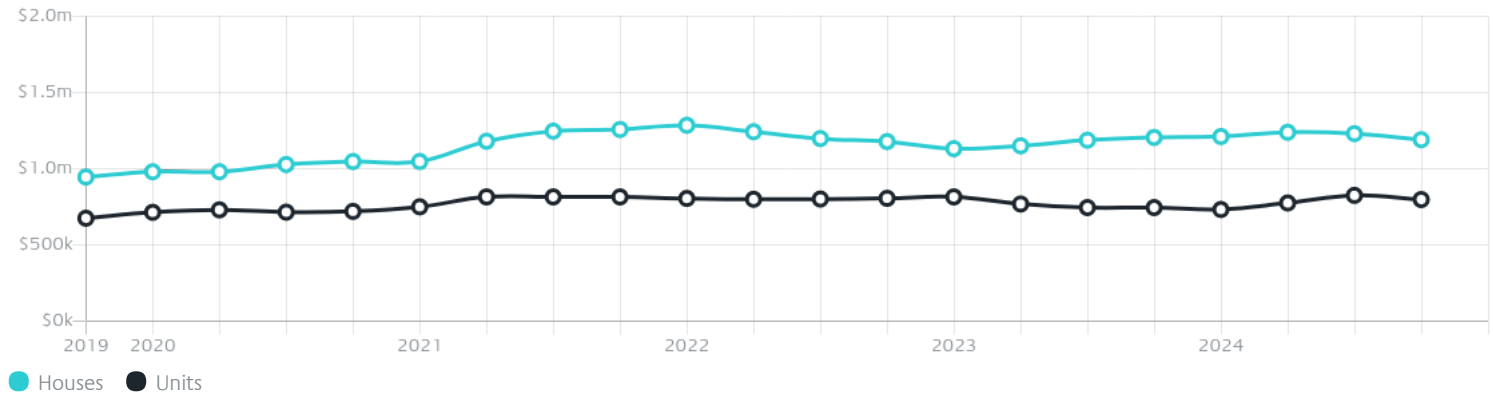
Median

\$798k

Quarterly Price Change

-3.33% ↓

Quarterly Price Change*




Surrounding Suburbs

Median House Sale Price*



Median Unit Sale Price*



Sales Snapshot

Sale Method^{*}



● Auction 62%
● Private 38%

Auction Clearance Rate^{*}

78.79%

Median Days on Market[^]

29 days

Average Hold Period^{*}

7.8 years

Insights

Dwelling Type[^]



● Houses 69% ● Units 31%

Ownership[^]



● Owned Outright 35% ● Mortgaged 39% ● Rented 26%

Population[^]

12,413

Median Asking Rent per week^{*}

\$595

Population Growth[^]

4.52%

Rental Yield^{*}

2.54%

Median Age[^]













39 years

Median Household Size[^]











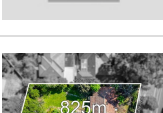

2.6 people

Sold Properties~

Discover a snapshot of the most recent results for this suburb, to view the full 12 months of sales history, please go to jellisicraig.com.au/suburbinsights













Address	Bedrooms	Type	Price	Sold
 6/108 Mount Pleasant Rd Nunawading	2	Unit	\$580,000	31 Mar 2025
 104 Esdale St Nunawading	3	House	\$1,306,000	29 Mar 2025
 3 Evandale Av Nunawading	2	House	\$900,000	29 Mar 2025
 1a Kett St Nunawading	3	Townhouse	\$1,193,000	26 Mar 2025
 7 Menin Rd NUNAWADING	2	House	\$1,190,000	22 Mar 2025
 5 Solar Ct Nunawading	3	House	\$1,180,000	22 Mar 2025
 6 Beryl St NUNAWADING	3	House	\$850,000	18 Mar 2025
 1a Busana Way Nunawading	4	House	\$1,240,000	15 Mar 2025
 4/98-100 Mount Pleasant Rd Nunawading	2	Unit	\$648,000	14 Mar 2025
 29 Cyprus Av Nunawading	4	House	\$1,061,000	13 Mar 2025
 4/36 Mount Pleasant Rd Nunawading	2	Unit	\$700,000	13 Mar 2025
 36 Nicholson St Nunawading	3	House	\$1,400,000	08 Mar 2025

Sold Properties~

Address	Bedrooms	Type	Price	Sold
 1/24-26 Springvale Rd Nunawading	2	Unit	\$668,000	07 Mar 2025
 3 Ferdinand St Nunawading	3	House	\$980,000	04 Mar 2025
 18 Menin Rd Nunawading	3	House	\$1,135,000	01 Mar 2025
 2/4 Koroit St Nunawading	3	Townhouse	\$1,170,000	01 Mar 2025
 402/193-195 Springvale Rd Nunawading	1	Apartment	\$320,000	27 Feb 2025
 3/16 Koroit St Nunawading	2	Townhouse	\$710,000	22 Feb 2025
 3/377-383 Springfield Rd Nunawading	2	Unit	\$735,000	15 Feb 2025
 22 Blue Hills Av Nunawading	3	House	\$980,000	11 Feb 2025
 32 High St NUNAWADING	5	House	\$2,620,000	09 Feb 2025
 6/39 Mount Pleasant Rd Nunawading	2	Flat/Unit/Apartment	\$528,000	06 Feb 2025
 226 Springvale Rd Nunawading	2	House	\$900,000	04 Feb 2025
 1/83 Springvale Rd Nunawading	3	Unit	\$695,000	03 Feb 2025

NUNAWADING SUBURB REPORT

Sold Properties~

Address	Bedrooms	Type	Price	Sold
 1/31 Mount Pleasant Rd NUNAWADING	2	Unit	\$640,000	28 Jan 2025
 2/19 Burnt St Nunawading	2	Flat/Unit/Apartment	\$600,000	20 Jan 2025
 209/12 Wood St Nunawading	2	Unit	\$467,000	14 Jan 2025
 2/36 Mount Pleasant Rd Nunawading	2	Unit	\$685,000	04 Jan 2025
 102/193 Springvale Rd Nunawading	1	Subdivided Flat - Single OYO Flat	\$300,000	30 Dec 2024
 1/16 Oxford St Nunawading	4	House	\$880,000	22 Dec 2024
 73 Mount Pleasant Rd Nunawading	3	House	\$915,800	21 Dec 2024
 252 Springfield Rd Nunawading	4	House	\$2,150,000	21 Dec 2024
 1/295 Springvale Rd Nunawading	4	Unit	\$850,000	20 Dec 2024
 109 Esdale St Nunawading	4	House	\$1,235,000	20 Dec 2024
 1 Lynne Ct NUNAWADING	3	House	\$1,040,000	19 Dec 2024
 82A Esdale St Nunawading	3	House	\$980,000	18 Dec 2024



Whitehorse Office
166 Whitehorse Road, Blackburn
03 9908 5700

jelliscraig.com.au

Data is current as of PDF generation date 01/04/2025

* Updated Quarterly for the past 12 months

^ Updated daily for the past quarter

~ Updated daily: 33 recent results.

This publication contains data, analytics, statistics and other information supplied by PROPERTYDATAONLINE PTY LTD (PropertyData). The data provided in this publication is of a general nature and should not be construed as specific advice or relied upon in lieu of appropriate professional advice.

PropertyData relies upon data supplied by third parties and while the data is checked and reviewed, PropertyData does not warrant the accuracy or completeness of the information to the full extent permitted by the law and excludes all loss or damage howsoever arising (including through negligence) in connection with the data supplied by PropertyData. The State of Victoria owns the copyright in the Property Sales Data and reproduction of that data in any way without the consent of the State of Victoria will constitute a breach of the Copyright Act 1968 (cth). The State of Victoria does not warrant the accuracy or completeness of the Property Sales Data and any person using or relying upon such information does so on the basis that the State of Victoria accepts no responsibility or liability whatsoever for any errors, faults, defects or omissions in the information supplied.