

Suburb Report

Know your neighbourhood.



Property Prices

Median House Price*

Median

\$1.19m

Quarterly Price Change

-3.25% ↓

Median Unit Price*

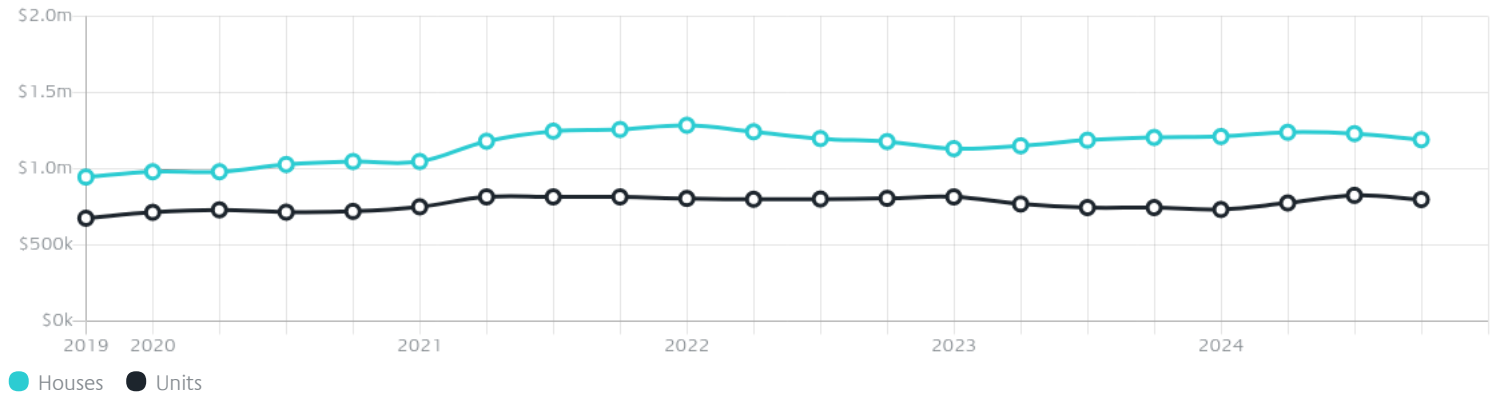
Median

\$798k

Quarterly Price Change

-3.33% ↓

Quarterly Price Change*




Surrounding Suburbs

Median House Sale Price*



Median Unit Sale Price*



Sales Snapshot

Sale Method^{*}



● Auction 69%
● Private 31%

Auction Clearance Rate^{*}

77.27%

Median Days on Market[^]

25 days

Average Hold Period^{*}

7.8 years

Insights

Dwelling Type[^]



● Houses 69% ● Units 31%

Ownership[^]



● Owned Outright 35% ● Mortgaged 39% ● Rented 26%

Population[^]

12,413

Median Asking Rent per week^{*}

\$595

Population Growth[^]

4.52%

Rental Yield^{*}

2.54%

Median Age[^]













39 years

Median Household Size[^]













2.6 people

Sold Properties~













Discover a snapshot of the most recent results for this suburb, to view the full 12 months of sales history, please go to jellisraig.com.au/suburbinsights

Address	Bedrooms	Type	Price	Sold
 73 Mount pleasant Rd Nunawading	3	House	\$915,800	21 Dec 2024
 252 Springfield Rd Nunawading	4	House	\$2,150,000	21 Dec 2024
 1 / 295 Springvale Rd Nunawading	4	Unit	\$850,000	20 Dec 2024
 109 Esdale St Nunawading	4	House	\$1,235,000	20 Dec 2024
 1 Lynne Ct NUNAWADING	3	House	\$1,040,000	19 Dec 2024
 82A Esdale St Nunawading	3	House	\$980,000	18 Dec 2024
 35 Springvale Rd Nunawading	4	House	\$925,000	14 Dec 2024
 68 Esdale St Nunawading	3	House	\$1,189,000	14 Dec 2024
 9 Oleanda Cr Nunawading	3	House	\$1,077,000	07 Dec 2024
 38 Lindsay Av Nunawading	3	House	\$1,145,000	30 Nov 2024
 217 / 193-195 Springvale Rd Nunawading	1	Apartment	\$290,000	21 Nov 2024
 19 Abelia St Nunawading	2	Unit	\$725,000	19 Nov 2024

Sold Properties~

Address	Bedrooms	Type	Price	Sold
 7 Ferdinand St Nunawading	3	House	\$911,000	09 Nov 2024
 23 Tasman Av Nunawading	3	House	\$1,000,000	09 Nov 2024
 40 Ashwood Dr Nunawading	4	House	\$1,110,000	04 Nov 2024
 7 Burnt St Nunawading	4	House	\$1,657,500	26 Oct 2024
 49 Kett St Nunawading	3	House	\$930,000	25 Oct 2024
 2/253 Springvale Rd Nunawading	3	Strata Unit/Villa Unit/Townhouse	\$960,000	25 Oct 2024
 2/213 Springvale Rd Nunawading	3	Flat/Unit/Apartment	\$765,000	24 Oct 2024
 4/22 Luckie St Nunawading	1	Unit	\$349,000	24 Oct 2024
 1 Lindsay Av Nunawading	3	House	\$1,040,000	20 Oct 2024
 11 Tasman Av Nunawading	3	House	\$955,500	19 Oct 2024
 5 Eugenia St Nunawading	4	House	\$1,362,000	19 Oct 2024
 15 Browns Rd NUNAWADING	4	House	\$1,080,000	16 Oct 2024

Sold Properties~

Address	Bedrooms	Type	Price	Sold
 55 Kett St Nunawading	4	House	\$1,255,000	12 Oct 2024
 44 Lorikeet St Nunawading	5	House	\$1,265,888	12 Oct 2024
 3/1a East India Av NUNAWADING	2	Unit	\$790,000	12 Oct 2024
 1/10-12 Shady Gr NUNAWADING	4	House	\$1,301,000	05 Oct 2024
 2 Barnsley St Nunawading	4	House	\$961,000	05 Oct 2024
 99 Springvale Rd Nunawading	2	House	\$744,000	05 Oct 2024
 2A Closter Av Nunawading	3	House	\$910,000	30 Sep 2024
 3 Roger Ct Nunawading	4	House	\$1,180,000	23 Sep 2024
 21 Milton St Nunawading	5	House	\$1,411,000	21 Sep 2024
 329 Springfield Rd Nunawading	4	House	\$1,190,000	20 Sep 2024
 2/269 Springvale Rd Nunawading	4	Townhouse	\$1,255,000	14 Sep 2024
 2a Lower Ct Nunawading	3	Townhouse	\$1,108,000	14 Sep 2024



Whitehorse Office
166 Whitehorse Road, Blackburn
03 9908 5700

jelliscraig.com.au

Data is current as of PDF generation date 20/01/2025

* Updated Quarterly for the past 12 months

^ Updated daily for the past quarter

~ Updated daily: 33 recent results.

This publication contains data, analytics, statistics and other information supplied by PROPERTYDATAONLINE PTY LTD (PropertyData). The data provided in this publication is of a general nature and should not be construed as specific advice or relied upon in lieu of appropriate professional advice.

PropertyData relies upon data supplied by third parties and while the data is checked and reviewed, PropertyData does not warrant the accuracy or completeness of the information to the full extent permitted by the law and excludes all loss or damage howsoever arising (including through negligence) in connection with the data supplied by PropertyData. The State of Victoria owns the copyright in the Property Sales Data and reproduction of that data in any way without the consent of the State of Victoria will constitute a breach of the Copyright Act 1968 (cth). The State of Victoria does not warrant the accuracy or completeness of the Property Sales Data and any person using or relying upon such information does so on the basis that the State of Victoria accepts no responsibility or liability whatsoever for any errors, faults, defects or omissions in the information supplied.