

## *Suburb Report*

Know your neighbourhood.



# Property Prices

## Median House Price\*

Median

**\$1.18m**

Quarterly Price Change

**-0.79% ↓**

## Median Unit Price\*

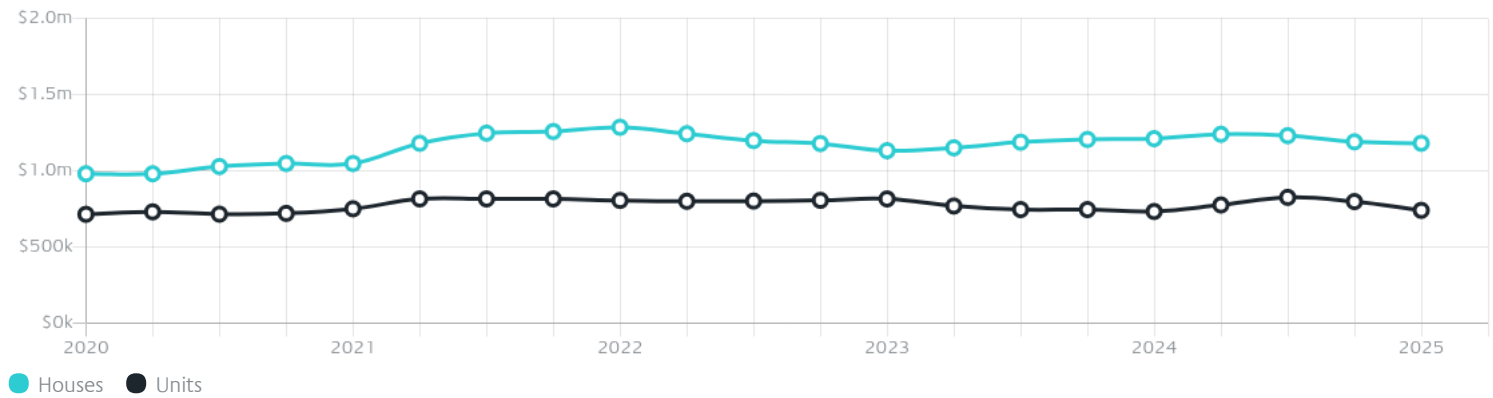
Median

**\$740k**

Quarterly Price Change


**-7.21% ↓**

## Quarterly Price Change\*



# Surrounding Suburbs

## Median House Sale Price\*



## Median Unit Sale Price\*



# Sales Snapshot

Sale Method\*



● Auction 55%  
● Private 45%

Auction Clearance Rate\*

100%

Median Days on Market^

25 days

Average Hold Period\*

7.8 years

## Insights

Dwelling Type^



● Houses 69% ● Units 31%

Ownership^



● Owned Outright 35% ● Mortgaged 39% ● Rented 26%

Population^

12,413

Median Asking Rent per week\*

\$600

Population Growth^

4.52%

Rental Yield\*

2.54%

Median Age^













39 years

Median Household Size^













2.6 people

# Sold Properties~













Discover a snapshot of the most recent results for this suburb, to view the full 12 months of sales history, please go to [jellisicraig.com.au/suburbinsights](https://jellisicraig.com.au/suburbinsights)

Address	Bedrooms	Type	Price	Sold
 1/255 Springfield Rd Nunawading	3	Unit	\$960,000	28 Jun 2025
 16 Eugenia St Nunawading	3	House	\$1,185,000	28 Jun 2025
 2/7 Crest Gr Nunawading	3	Townhouse	\$875,000	28 Jun 2025
 29 Wood St Nunawading	3	House	\$1,396,000	21 Jun 2025
 3 Edith Av Nunawading	3	House	\$1,310,000	07 Jun 2025
 122 Rooks Rd Nunawading	4	House	\$920,500	07 Jun 2025
 2/48 Efron St Nunawading	3	Unit	\$970,000	05 Jun 2025
 2/1 Menin Rd Nunawading	2	Unit	\$741,000	05 Jun 2025
 31 Robyn Dr Nunawading	3	House	\$1,180,000	31 May 2025
 1/2 Luckie St Nunawading	3	House	\$802,000	27 May 2025
 44 Lindsay Av Nunawading	4	House	\$860,000	17 May 2025
 5/217 Springvale Rd Nunawading	2	Unit	\$725,000	17 May 2025

# Sold Properties~

Address	Bedrooms	Type	Price	Sold
 5/14-18 Springvale Rd Nunawading	2	Unit	\$615,000	13 May 2025
 3/6 Gee Ct Nunawading	3	House	\$780,000	10 May 2025
 5 Nielsen Av Nunawading	3	House	\$1,150,000	08 May 2025
 10 Oleanda Cr Nunawading	5	House	\$1,340,000	03 May 2025
 2/180 Central Rd Nunawading	3	Townhouse	\$895,000	03 May 2025
 50 Diosma Cr Nunawading	5	House	\$1,685,000	01 May 2025
 14 Candlebark La Nunawading	4	House	\$1,520,000	30 Apr 2025
 2/371 Springfield Rd Nunawading	4	Townhouse	\$1,000,000	29 Apr 2025
 3/275 Springfield Rd Nunawading	3	Unit	\$964,000	17 Apr 2025
 40 Sandy St Nunawading	3	House	\$950,000	17 Apr 2025
 35 Luckie St Nunawading	5	House	\$1,355,000	12 Apr 2025
 9 Roger Ct NUNAWADING	3	House	\$1,140,000	12 Apr 2025

# Sold Properties~

Address	Bedrooms	Type	Price	Sold
 1/44 Shady Gr NUNAWADING	4	Townhouse	\$1,302,000	12 Apr 2025
 22 Kett St Nunawading	3	House	\$1,000,000	11 Apr 2025
 3/36 Mount Pleasant Rd Nunawading	2	Unit	\$685,000	06 Apr 2025
 4 Kendall St Nunawading	4	House	\$1,071,000	05 Apr 2025
 3 Lindsay Av Nunawading	3	House	\$1,405,000	05 Apr 2025
 47 Esdale St Nunawading	4	House	\$1,880,000	04 Apr 2025
 7a Roger Ct Nunawading	3	House	\$911,000	04 Apr 2025
 407/12 Wood St Nunawading	2	Apartment	\$500,000	03 Apr 2025
 3/119 Esdale St Nunawading	4	Townhouse	\$910,000	02 Apr 2025
 123 Rooks Rd Nunawading	4	Townhouse	\$1,210,000	01 Apr 2025
 6/108 Mount Pleasant Rd Nunawading	2	Unit	\$580,000	31 Mar 2025
 25 Winifred St Nunawading	3	House	\$1,020,000	29 Mar 2025



Whitehorse Office  
166 Whitehorse Road, Blackburn  
03 9908 5700

[jelliscraig.com.au](http://jelliscraig.com.au)

Data is current as of PDF generation date 01/07/2025

\* Updated Quarterly for the past 12 months

^ Updated daily for the past quarter

~ Updated daily: 33 recent results.

This publication contains data, analytics, statistics and other information supplied by PROPERTYDATAONLINE PTY LTD (PropertyData). The data provided in this publication is of a general nature and should not be construed as specific advice or relied upon in lieu of appropriate professional advice.

PropertyData relies upon data supplied by third parties and while the data is checked and reviewed, PropertyData does not warrant the accuracy or completeness of the information to the full extent permitted by the law and excludes all loss or damage howsoever arising (including through negligence) in connection with the data supplied by PropertyData. The State of Victoria owns the copyright in the Property Sales Data and reproduction of that data in any way without the consent of the State of Victoria will constitute a breach of the Copyright Act 1968 (cth). The State of Victoria does not warrant the accuracy or completeness of the Property Sales Data and any person using or relying upon such information does so on the basis that the State of Victoria accepts no responsibility or liability whatsoever for any errors, faults, defects or omissions in the information supplied.