

## *Suburb Report*

Know your neighbourhood.



# Property Prices

## Median House Price\*

Median

**\$1.17m**

Quarterly Price Change

**0.00% ↓**

## Median Unit Price\*

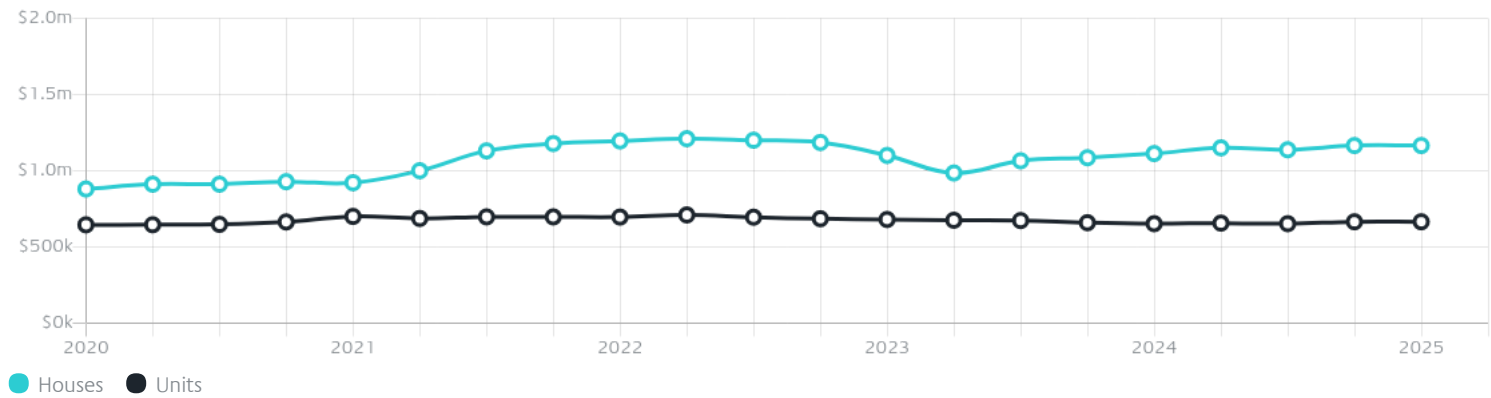
Median

**\$665k**

Quarterly Price Change

**0.00% ↓**

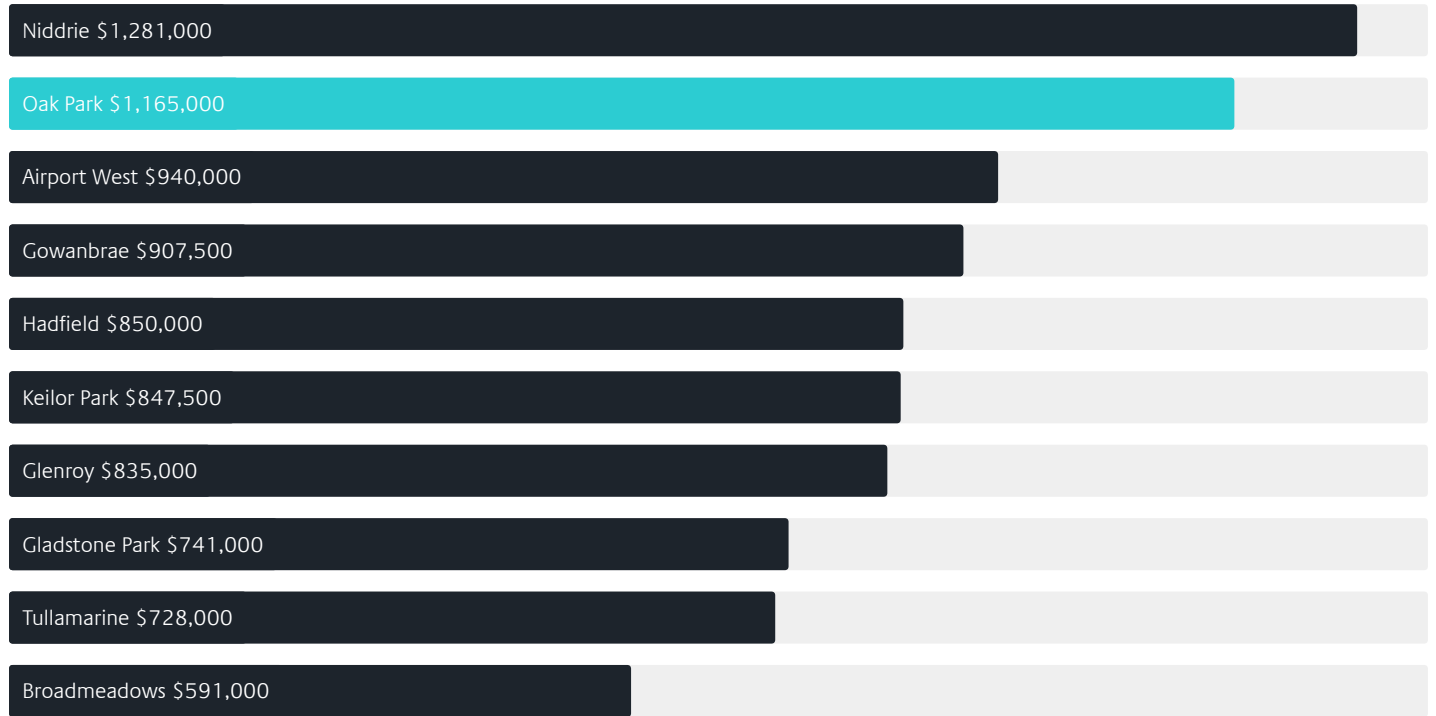
## Quarterly Price Change\*




# Surrounding Suburbs

---

## Median House Sale Price\*



## Median Unit Sale Price\*



# Sales Snapshot

Sale Method\*



● Auction 47%  
● Private 53%

Auction Clearance Rate\*

96%

Median Days on Market^

28 days

Average Hold Period\*

7.5 years

## Insights

Dwelling Type^



● Houses 56% ● Units 44%

Ownership^



● Owned Outright 32% ● Mortgaged 38% ● Rented 29%

Population^

6,714

Median Asking Rent per week\*

\$650

Population Growth^

8.20%

Rental Yield\*

2.75%

Median Age^













36 years

Median Household Size^













2.5 people

# Sold Properties~













Discover a snapshot of the most recent results for this suburb, to view the full 12 months of sales history, please go to [jellisicraig.com.au/suburbinsights](https://jellisicraig.com.au/suburbinsights)

Address	Bedrooms	Type	Price	Sold
 4/98 Snell Gr Oak Park	2	Townhouse	\$518,000	21 May 2025
 4/172 Waterloo Rd Oak Park	2	Unit	\$400,000	17 May 2025
 21 Winifred St Oak Park	3	House	\$1,115,000	17 May 2025
 5 Summit Av Oak Park	3	House	\$931,000	14 May 2025
 3/64 Snell Gr Oak Park	3	Villa	\$685,000	12 May 2025
 4/682 Pascoe Vale Rd Oak Park	2	Unit	\$635,000	10 May 2025
 2/42 Curie Av Oak Park	3	Townhouse	\$835,000	10 May 2025
 2/1 Elpis Ct Oak Park	3	House	\$700,000	05 May 2025
 8 Cartwright St Oak Park	3	House	\$910,000	05 May 2025
 30/21 Station Rd Oak Park	2	Townhouse	\$505,000	03 May 2025
 1/581 Pascoe Vale Rd Oak Park	3	Townhouse	\$710,000	03 May 2025
 41A Snell Gr Oak Park	4	House	\$1,295,000	03 May 2025

# Sold Properties~

Address	Bedrooms	Type	Price	Sold
 4/16 Ethel St Oak Park	3	Unit	\$710,000	03 May 2025
 3/36 xavier St Oak Park	2	Unit	\$650,000	02 May 2025
 94 Vincent St Oak Park	3	House	\$845,000	01 May 2025
 3/37 Rhodes Pde Oak Park	1	Unit	\$400,000	01 May 2025
 29 Devereaux St Oak Park	5	House	\$1,679,000	01 May 2025
 4/48 Watt Av Oak Park	3	Unit	\$720,000	25 Apr 2025
 74 Winifred St OAK PARK	3	House	\$801,000	16 Apr 2025
 66 Xavier St Oak Park	4	House	\$1,110,000	14 Apr 2025
 138 Vincent St Oak Park	4	House	\$1,125,000	12 Apr 2025
 13 Winifred St OAK PARK	4	House	\$1,170,000	05 Apr 2025
 5b Gregory St Oak Park	3	House	\$887,000	05 Apr 2025
 4/29 Margaret St Oak Park	2	Villa	\$640,000	04 Apr 2025

# Sold Properties~

Address	Bedrooms	Type	Price	Sold
 14 Valdoone Ct Oak Park	4	House	\$1,140,000	31 Mar 2025
 29 Watt Av Oak Park	3	House	\$1,002,000	31 Mar 2025
 3 Francis St Oak Park	2	Villa	\$670,000	29 Mar 2025
 4/10 albert St Oak Park	2	Unit	\$605,000	29 Mar 2025
 3/9 Gregory St Oak Park	2	Unit	\$695,000	28 Mar 2025
 98a Devereaux St Oak Park	4	House	\$950,000	28 Mar 2025
 22 Grevillia Rd Oak Park	4	House	\$990,000	28 Mar 2025
 6/2 Bailey Cr Oak Park	1	Strata Unit/Flat	\$425,000	28 Mar 2025
 3/18 Josephine St Oak Park	3	Townhouse	\$745,000	25 Mar 2025
 3/2 Francis St Oak Park	4	Townhouse	\$1,020,000	24 Mar 2025
 2/64 Snell Gr Oak Park	2	Flat/Unit/Apartment	\$588,000	21 Mar 2025
 3/220 Waterloo Rd Oak Park	2	Townhouse	\$565,000	21 Mar 2025



Pascoe Vale Office  
84 Cumberland Road, Pascoe Vale  
03 9989 9575

[jelliscraig.com.au](http://jelliscraig.com.au)

Data is current as of PDF generation date 01/06/2025

\* Updated Quarterly for the past 12 months

^ Updated daily for the past quarter

~ Updated daily: 33 recent results.

This publication contains data, analytics, statistics and other information supplied by PROPERTYDATAONLINE PTY LTD (PropertyData). The data provided in this publication is of a general nature and should not be construed as specific advice or relied upon in lieu of appropriate professional advice.

PropertyData relies upon data supplied by third parties and while the data is checked and reviewed, PropertyData does not warrant the accuracy or completeness of the information to the full extent permitted by the law and excludes all loss or damage howsoever arising (including through negligence) in connection with the data supplied by PropertyData. The State of Victoria owns the copyright in the Property Sales Data and reproduction of that data in any way without the consent of the State of Victoria will constitute a breach of the Copyright Act 1968 (cth). The State of Victoria does not warrant the accuracy or completeness of the Property Sales Data and any person using or relying upon such information does so on the basis that the State of Victoria accepts no responsibility or liability whatsoever for any errors, faults, defects or omissions in the information supplied.