

Suburb Report

Know your neighbourhood.



Property Prices

Median House Price*

Median

\$1.17m

Quarterly Price Change

0.00% ↓

Median Unit Price*

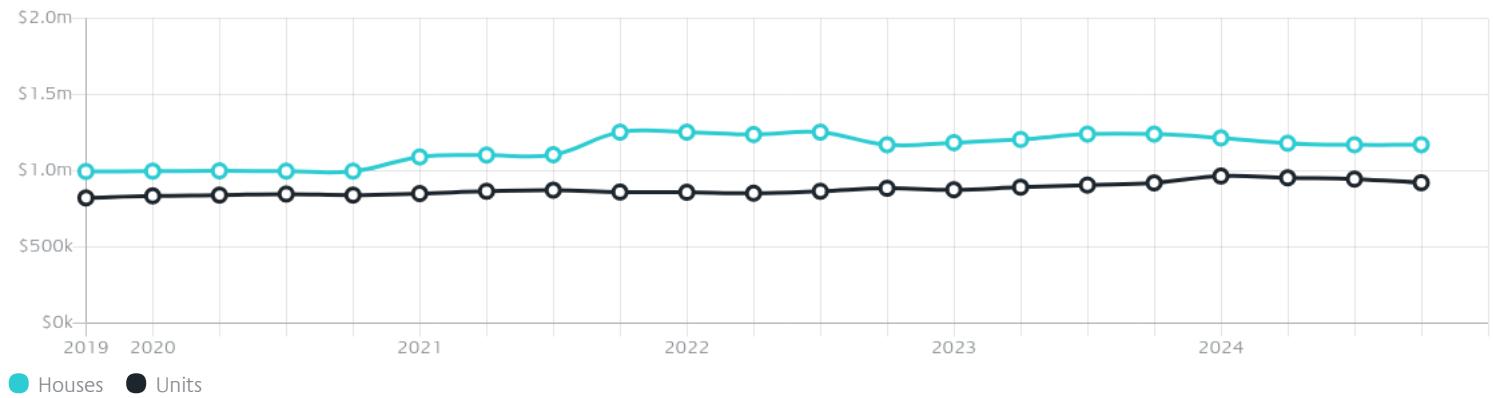
Median

\$921k

Quarterly Price Change

-2.53% ↓

Quarterly Price Change*

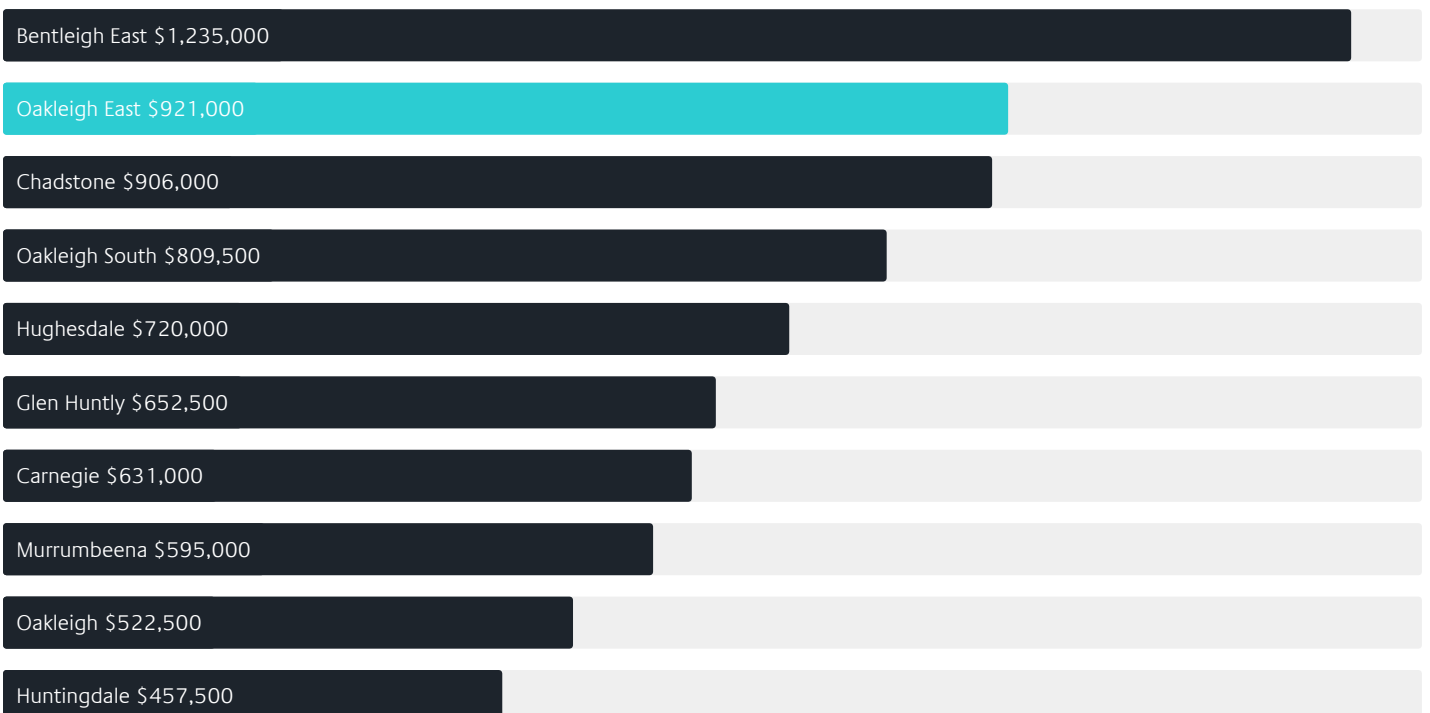


Surrounding Suburbs

Median House Sale Price*



Median Unit Sale Price*



Sales Snapshot

Sale Method^{*}



● Auction 71%
● Private 29%

Auction Clearance Rate^{*}

73.33%

Median Days on Market[^]

30 days

Average Hold Period^{*}

5.6 years

Insights

Dwelling Type[^]



● Houses 69% ● Units 31%

Ownership[^]



● Owned Outright 34% ● Mortgaged 34% ● Rented 32%

Population[^]

6,804

Median Asking Rent per week^{*}

\$600

Population Growth[^]

5.59%

Rental Yield^{*}

2.73%

Median Age[^]













35 years

Median Household Size[^]













2.6 people

Sold Properties~













Discover a snapshot of the most recent results for this suburb, to view the full 12 months of sales history, please go to jellisraig.com.au/suburbinsights

Address	Bedrooms	Type	Price	Sold
 29 Patrick St Oakleigh East	4	House	\$1,400,000	09 Jan 2025
 2/12 Macrina St Oakleigh East	3	Unit	\$712,000	24 Dec 2024
 2 Dame Mary Gilmore Pl OAKLEIGH EAST	4	House	\$1,590,000	16 Dec 2024
 2/19 Calista Av Oakleigh East	3	Unit	\$882,500	14 Dec 2024
 5 Surrey Cr Oakleigh East	3	House	\$1,002,000	30 Nov 2024
 3/1 Dover St Oakleigh East	3	Townhouse	\$920,000	25 Nov 2024
 1/8 State St Oakleigh East	2	Unit	\$670,000	25 Nov 2024
 7 Daly St Oakleigh East	4	House	\$1,302,000	23 Nov 2024
 6 Marcella Ct Oakleigh East	3	House	\$1,250,000	18 Nov 2024
 18 Greta St OAKLEIGH EAST	3	House	\$848,000	16 Nov 2024
 1/65 Clayton Rd Oakleigh East	3	Townhouse	\$951,000	16 Nov 2024
 2/31 Stewart Rd Oakleigh East	3	Townhouse	\$921,000	16 Nov 2024

Sold Properties~

Address	Bedrooms	Type	Price	Sold
 3 Crown Cl Oakleigh East	3	Townhouse	\$672,300	13 Nov 2024
 22 Leumear St Oakleigh East	3	House	\$1,150,000	10 Nov 2024
 2 Gordon Av Oakleigh East	3	House	\$975,000	09 Nov 2024
 7 Gamble St Oakleigh East	3	House	\$1,080,000	02 Nov 2024
 10 Baynton St Oakleigh East	3	House	\$1,230,000	26 Oct 2024
 1/24 Alexander Av Oakleigh East	3	Unit	\$750,000	15 Oct 2024
 46B Dublin St Oakleigh East	3	House	\$1,000,000	15 Oct 2024
 24 Cheel St Oakleigh East	2	House	\$1,120,000	12 Oct 2024
 2/5 Highland Av OAKLEIGH EAST	3	Unit	\$1,016,000	12 Oct 2024
 23 Dorothea Mackellar Av Oakleigh East	5	House	\$1,520,000	12 Oct 2024
 1650 Dandenong Rd OAKLEIGH EAST	2	Townhouse	\$630,500	05 Oct 2024
 1/26 Lerina St Oakleigh East	3	Townhouse	\$925,000	25 Sep 2024

Sold Properties~

Address	Bedrooms	Type	Price	Sold
 14 State St Oakleigh East	3	House	\$1,180,000	24 Sep 2024
 3/122 Ferntree Gully Rd Oakleigh East	2	Flat/Unit/Apartment	\$550,000	21 Sep 2024
 4/122 Ferntree Gully Rd Oakleigh East	2	Flat/Unit/Apartment	\$546,200	21 Sep 2024
 2/1767 Dandenong Rd Oakleigh East	3	Townhouse	\$692,000	18 Sep 2024
 1/9 Elizabeth St Oakleigh East	4	Townhouse	\$990,000	15 Sep 2024
 1/9 Stewart Rd Oakleigh East	3	Unit	\$860,000	14 Sep 2024
 6 Leumear St Oakleigh East	3	House	\$1,200,000	12 Sep 2024
 41 Patrick St Oakleigh East	3	House	\$1,290,000	04 Sep 2024
 6/15-17 Calista Av Oakleigh East	3	House	\$888,000	03 Sep 2024
 14 Greta St Oakleigh East	4	House	\$550,000	03 Sep 2024
 1/32 Dublin St Oakleigh East	3	Unit	\$820,000	31 Aug 2024
 1821 Dandenong Rd Oakleigh East	3	House	\$1,250,000	29 Aug 2024



Monash Office
280 Stephensons Road, Mount Waverley
03 8849 8088

jelliscraig.com.au

Data is current as of PDF generation date 20/01/2025

* Updated Quarterly for the past 12 months

^ Updated daily for the past quarter

~ Updated daily: 33 recent results.

This publication contains data, analytics, statistics and other information supplied by PROPERTYDATAONLINE PTY LTD (PropertyData). The data provided in this publication is of a general nature and should not be construed as specific advice or relied upon in lieu of appropriate professional advice.

PropertyData relies upon data supplied by third parties and while the data is checked and reviewed, PropertyData does not warrant the accuracy or completeness of the information to the full extent permitted by the law and excludes all loss or damage howsoever arising (including through negligence) in connection with the data supplied by PropertyData. The State of Victoria owns the copyright in the Property Sales Data and reproduction of that data in any way without the consent of the State of Victoria will constitute a breach of the Copyright Act 1968 (cth). The State of Victoria does not warrant the accuracy or completeness of the Property Sales Data and any person using or relying upon such information does so on the basis that the State of Victoria accepts no responsibility or liability whatsoever for any errors, faults, defects or omissions in the information supplied.