

Suburb Report

Know your neighbourhood.



Property Prices

Median House Price*

Median

\$1.20m

Quarterly Price Change

2.82% ↑

Median Unit Price*

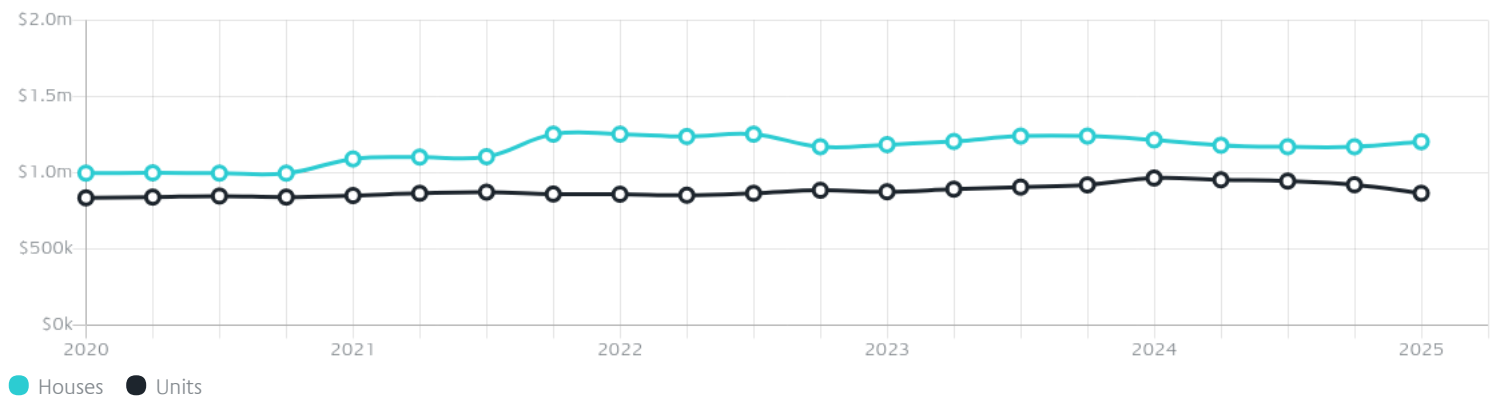
Median

\$865k

Quarterly Price Change

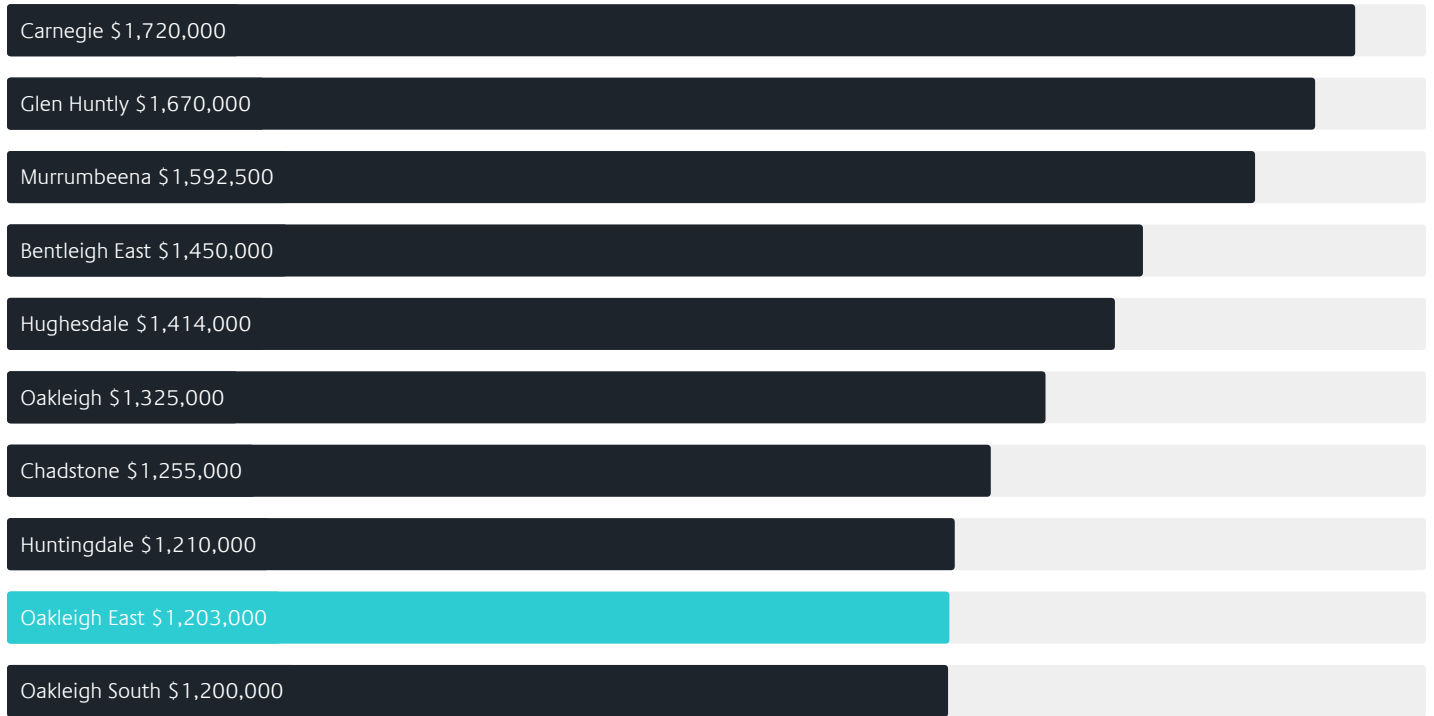
-6.08% ↓

Quarterly Price Change*

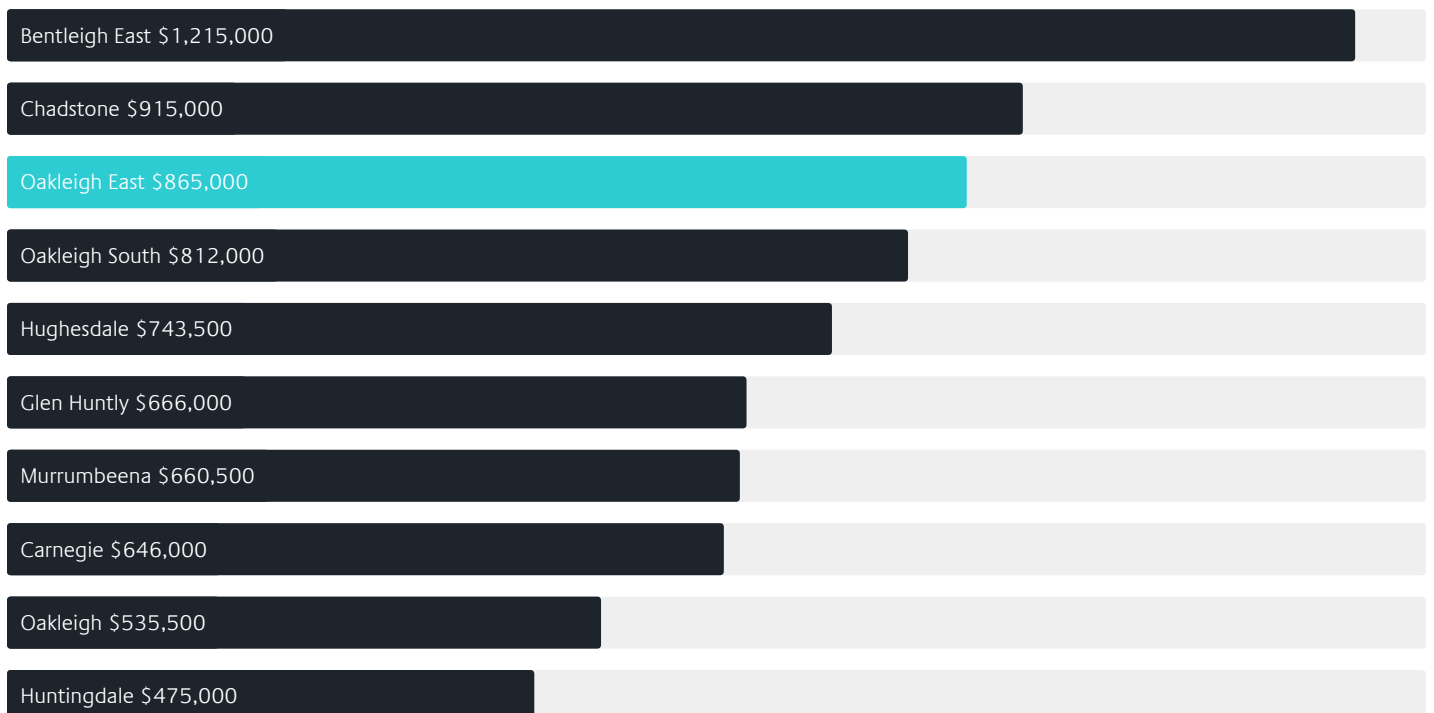


Surrounding Suburbs

Median House Sale Price*



Median Unit Sale Price*



Sales Snapshot

Sale Method^{*}



● Auction 66%
● Private 34%

Auction Clearance Rate^{*}

90.48%

Median Days on Market[^]

29 days

Average Hold Period^{*}

5.6 years

Insights

Dwelling Type[^]



● Houses 69% ● Units 31%

Ownership[^]



● Owned Outright 34% ● Mortgaged 34% ● Rented 32%

Population[^]

6,804

Median Asking Rent per week^{*}

\$645

Population Growth[^]

5.59%

Rental Yield^{*}

2.73%

Median Age[^]













35 years

Median Household Size[^]













2.6 people

Sold Properties~













Discover a snapshot of the most recent results for this suburb, to view the full 12 months of sales history, please go to jellisicraig.com.au/suburbinsights

Address	Bedrooms	Type	Price	Sold
 1/24-26 Nonna St Oakleigh East	2	Townhouse	\$930,000	24 May 2025
 50 Nonna St Oakleigh East	4	House	\$1,980,000	17 May 2025
 4/13 State St OAKLEIGH EAST	3	Townhouse	\$941,000	10 May 2025
 9 Turnbull Av Oakleigh East	4	House	\$1,810,000	09 May 2025
 15/19 Nonna St OAKLEIGH EAST	2	Unit	\$570,000	16 Apr 2025
 3/15-17 Oberon Av Oakleigh East	2	House	\$752,000	12 Apr 2025
 177 Clayton Rd Oakleigh East	4	House	\$1,170,000	12 Apr 2025
 1/30 Elizabeth St Oakleigh East	3	Townhouse	\$1,100,000	12 Apr 2025
 30/2a Inga St Oakleigh East	3	Unit	\$653,000	08 Apr 2025
 2/16 Nonna St Oakleigh East	3	Townhouse	\$1,200,000	05 Apr 2025
 6 Turnbull Av Oakleigh East	3	House	\$1,331,000	05 Apr 2025
 1b Mercer St Oakleigh East	2	House	\$970,000	31 Mar 2025

Sold Properties~

Address	Bedrooms	Type	Price	Sold
 5 Stewart Rd Oakleigh East	4	House	\$1,375,000	29 Mar 2025
 2/22 Macrina St Oakleigh East	4	Townhouse	\$1,217,000	29 Mar 2025
 1A Mercer St Oakleigh East	4	House	\$1,155,000	27 Mar 2025
 3/11 Dover St Oakleigh East	4	Townhouse	\$1,075,000	23 Mar 2025
 33 Greta St Oakleigh East	3	House	\$1,200,000	22 Mar 2025
 1/1391 North Rd Oakleigh East	3	Unit	\$720,000	22 Mar 2025
 2/10 Daly St Oakleigh East	2	Strata Unit/Flat	\$405,000	20 Mar 2025
 2/7 Claudel St Oakleigh East	3	Townhouse	\$870,000	17 Mar 2025
 6 Oakleigh St Oakleigh East	3	House	\$1,385,000	15 Mar 2025
 3/21 Macrina St Oakleigh East	5	Townhouse	\$1,140,000	15 Mar 2025
 20 Ferntree Gully Rd Oakleigh East	6	House	\$1,300,000	14 Mar 2025
 19/1656 Dandenong Rd Oakleigh East	2	Unit	\$415,000	14 Mar 2025

Sold Properties~

Address	Bedrooms	Type	Price	Sold
 6/12-14 Surrey Cr Oakleigh East	3	Townhouse	\$900,000	01 Mar 2025
 34 Calista Av Oakleigh East	1	Land	\$1,252,000	27 Feb 2025
 15/1656 Dandenong Rd Oakleigh East	1	Flat/Unit/Apartment	\$450,000	24 Feb 2025
 1/1729 Dandenong Rd Oakleigh East	3	Unit	\$900,000	21 Feb 2025
 2/1391 North Rd Oakleigh East	3	Unit	\$748,000	20 Feb 2025
 5 Fairland Av Oakleigh East	4	House	\$1,345,000	19 Feb 2025
 7 Curran St Oakleigh East	3	House	\$1,235,000	13 Feb 2025
 13 Alexander Av Oakleigh East	3	House	\$1,285,500	13 Feb 2025
 1815 Dandenong Rd OAKLEIGH EAST	5	Flat/Unit/Apartment	\$1,400,000	10 Feb 2025
 11 Claudel St Oakleigh East	3	House	\$1,190,000	08 Feb 2025
 1/46 Carmichael Rd Oakleigh East	4	Strata Unit/Townhouse	\$1,055,000	08 Feb 2025
 3/10 Daly St Oakleigh East	2	Strata Unit/Flat	\$408,000	08 Feb 2025



jelliscraig.com.au

Data is current as of PDF generation date 01/06/2025

* Updated Quarterly for the past 12 months

^ Updated daily for the past quarter

~ Updated daily: 33 recent results.

This publication contains data, analytics, statistics and other information supplied by PROPERTYDATAONLINE PTY LTD (PropertyData). The data provided in this publication is of a general nature and should not be construed as specific advice or relied upon in lieu of appropriate professional advice.

PropertyData relies upon data supplied by third parties and while the data is checked and reviewed, PropertyData does not warrant the accuracy or completeness of the information to the full extent permitted by the law and excludes all loss or damage howsoever arising (including through negligence) in connection with the data supplied by PropertyData. The State of Victoria owns the copyright in the Property Sales Data and reproduction of that data in any way without the consent of the State of Victoria will constitute a breach of the Copyright Act 1968 (cth). The State of Victoria does not warrant the accuracy or completeness of the Property Sales Data and any person using or relying upon such information does so on the basis that the State of Victoria accepts no responsibility or liability whatsoever for any errors, faults, defects or omissions in the information supplied.