

# JellisCraig

OAKLEIGH SOUTH

## Suburb Report

Know your neighbourhood.



OAKLEIGH SOUTH SUBURB REPORT

Median House Price\*

Median

\$1.18m

Quarterly Price Change

-1.50% ↓

Median Unit Price\*

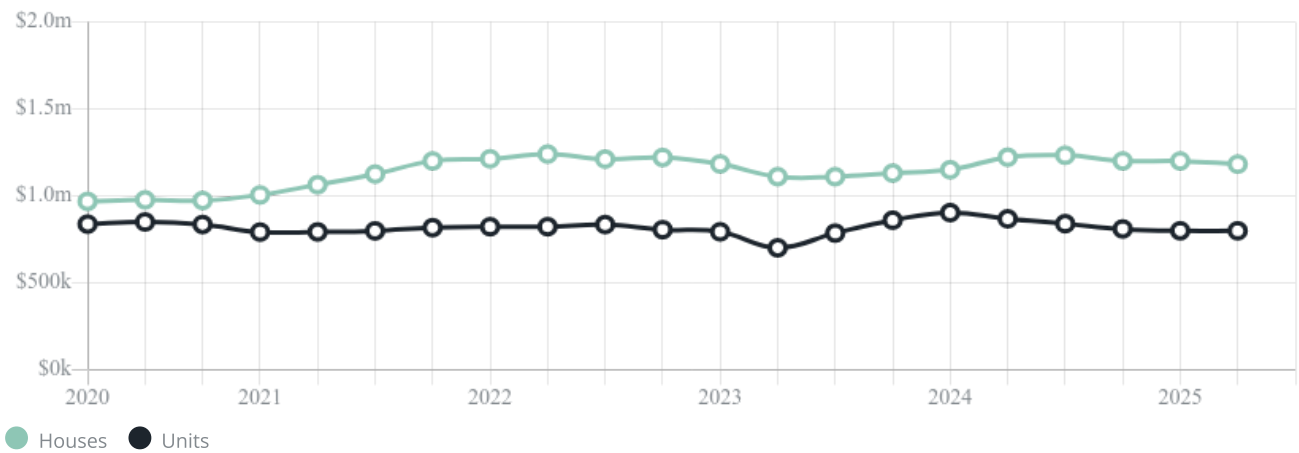
Median

\$799k

Quarterly Price Change

0.00% ↓

Quarterly Price Change\*

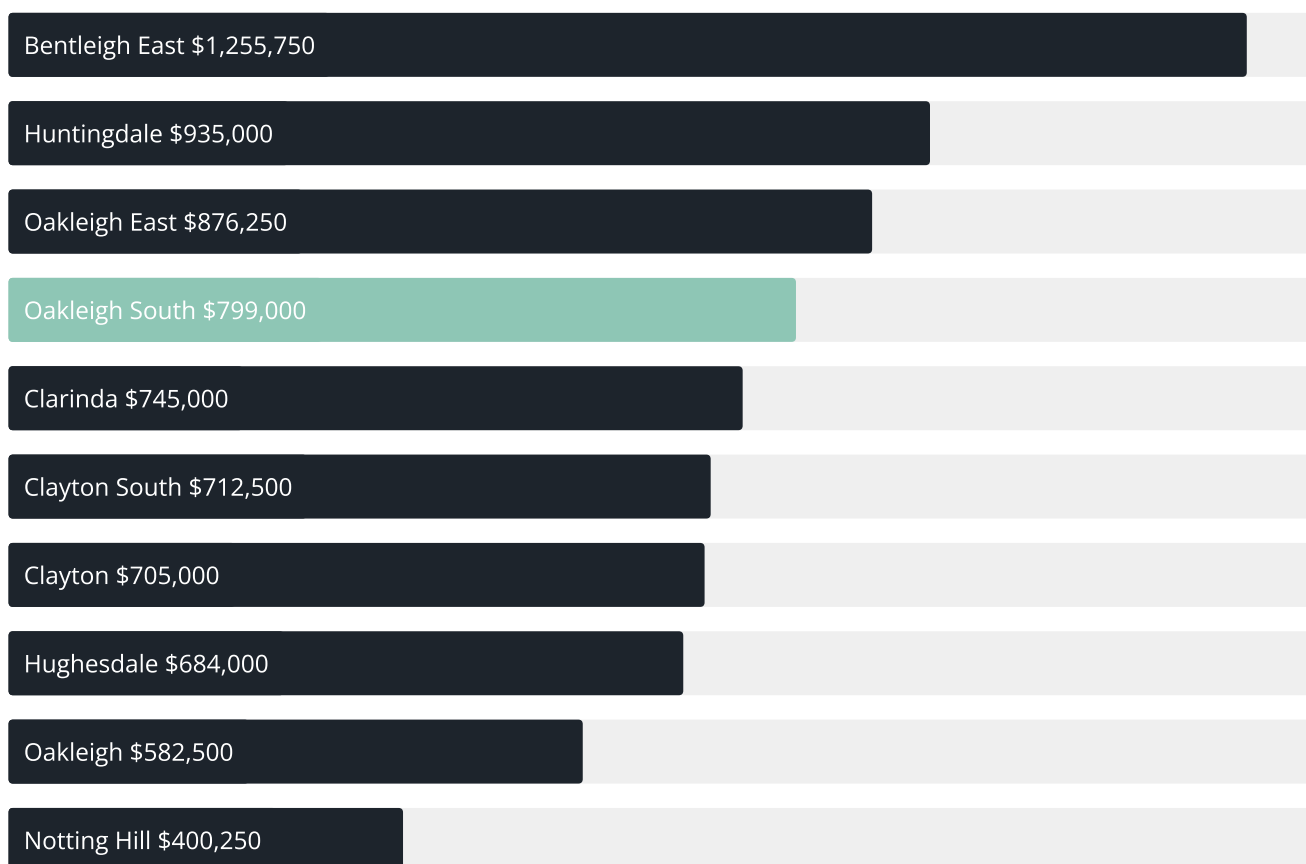


## OAKLEIGH SOUTH SUBURB REPORT

## Median House Sale Price\*



## Median Unit Sale Price\*





## OAKLEIGH SOUTH SUBURB REPORT

## Sale Method\*



## Auction Clearance Rate\*

93.94%

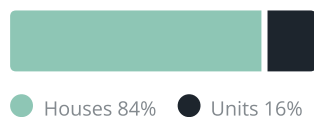
## Median Days on Market^

25 days

## Average Hold Period\*

5.7 years

## Dwelling Type^



## Ownership^



## Population^

9,851

## Median Asking Rent per week\*

\$650

## Population Growth^

6.37%

## Rental Yield\*

2.68%

## Median Age^











40 years

## Median Household Size^











2.7 people

## OAKLEIGH SOUTH SUBURB REPORT











Discover a snapshot of the most recent results for this suburb, to view the full 12 months of sales history, please go to [jellisicraig.com.au/suburbinsights](https://jellisicraig.com.au/suburbinsights)

Address	Bedrooms	Type	Price	Sold
 2/5 Dalgan St OAKLEIGH SOUTH	3	Townhouse	\$1,313,000	26 Jul 2025
 2/16 Cleek Av Oakleigh South	2	Townhouse	\$882,500	26 Jul 2025
 1/1256 North Rd Oakleigh South	4	Townhouse	\$1,425,000	26 Jul 2025
 10/1250-1252 North Rd Oakleigh South	3	Unit	\$960,000	24 Jul 2025
 17 Bourke Rd Oakleigh South	3	House	\$1,200,000	18 Jul 2025
 89 Clarinda Rd Oakleigh South	4	House	\$1,260,000	12 Jul 2025
 25 Cleek Av Oakleigh South	3	House	\$1,138,000	12 Jul 2025
 21 Bossington St Oakleigh South	4	Townhouse	\$1,269,000	12 Jul 2025
 25 Tular Av Oakleigh South	2	Townhouse	\$836,000	12 Jul 2025
 11 Farm Rd Oakleigh South	4	House	\$1,116,000	12 Jul 2025

## OAKLEIGH SOUTH SUBURB REPORT

Address	Bedrooms	Type	Price	Sold
 1067 Centre Rd Oakleigh South	3	House	\$1,100,000	09 Jul 2025
 39a Luntar Rd Oakleigh South	3	House	\$870,000	09 Jul 2025
 28 Abercrombie St Oakleigh South	4	House	\$1,261,000	28 Jun 2025
 68 Axford Cr Oakleigh South	4	House	\$1,185,000	19 Jun 2025
 12/2-18 Bourke Rd Oakleigh South	3	Townhouse	\$675,000	17 Jun 2025
 2/6 Reid St OAKLEIGH SOUTH	2	Unit	\$615,000	15 Jun 2025
 2/22 Mimosa Av Oakleigh South	3	Unit	\$901,000	14 Jun 2025
 1/25 Dalgan St Oakleigh South	1	Flat/Unit/Apartment	\$1,085,000	11 Jun 2025
 11 Salem Av Oakleigh South	4	House	\$1,245,000	07 Jun 2025
 8 Barkers St Oakleigh South	3	House	\$850,000	07 Jun 2025

## OAKLEIGH SOUTH SUBURB REPORT

Address	Bedrooms	Type	Price	Sold
 10 Sumersett Av Oakleigh South	3	House	\$1,270,000	07 Jun 2025
 266 Warrigal Rd Oakleigh South	4	House	\$1,295,000	03 Jun 2025
 42 Bossington St Oakleigh South	3	House	\$1,391,500	31 May 2025
 1/10 Delia St Oakleigh South	3	Townhouse	\$850,000	31 May 2025
 10 Riley St Oakleigh South	3	House	\$1,055,000	31 May 2025
 34 Terrigal Av Oakleigh South	4	House	\$1,975,000	31 May 2025
 5/1250-1252 North Rd Oakleigh South	2	Unit	\$815,000	31 May 2025
 23 Tular Av Oakleigh South	2	Townhouse	\$900,000	28 May 2025
 3/23 Scotsburn Av Oakleigh South	3	Townhouse	\$1,063,000	27 May 2025
 22 Glennie Av Oakleigh South	5	House	\$1,375,000	24 May 2025





[jellisraig.com.au](http://jellisraig.com.au)

Data is current as of PDF generation date 01/08/2025

\* Updated Quarterly for the past 12 months

^ Updated daily for the past quarter

~ Updated daily: 33 recent results.

This publication contains data, analytics, statistics and other information supplied by PROPERTYDATAONLINE PTY LTD (PropertyData). The data provided in this publication is of a general nature and should not be construed as specific advice or relied upon in lieu of appropriate professional advice.

PropertyData relies upon data supplied by third parties and while the data is checked and reviewed, PropertyData does not warrant the accuracy or completeness of the information to the full extent permitted by the law and excludes all loss or damage howsoever arising (including through negligence) in connection with the data supplied by PropertyData. The State of Victoria owns the copyright in the Property Sales Data and reproduction of that data in any way without the consent of the State of Victoria will constitute a breach of the Copyright Act 1968 (cth). The State of Victoria does not warrant the accuracy or completeness of the Property Sales Data and any person using or relying upon such information does so on the basis that the State of Victoria accepts no responsibility or liability whatsoever for any errors, faults, defects or omissions in the information supplied.