

Suburb Report

Know your neighbourhood.



Property Prices

Median House Price*

Median

\$1.20m

Quarterly Price Change

0.00% ↓

Median Unit Price*

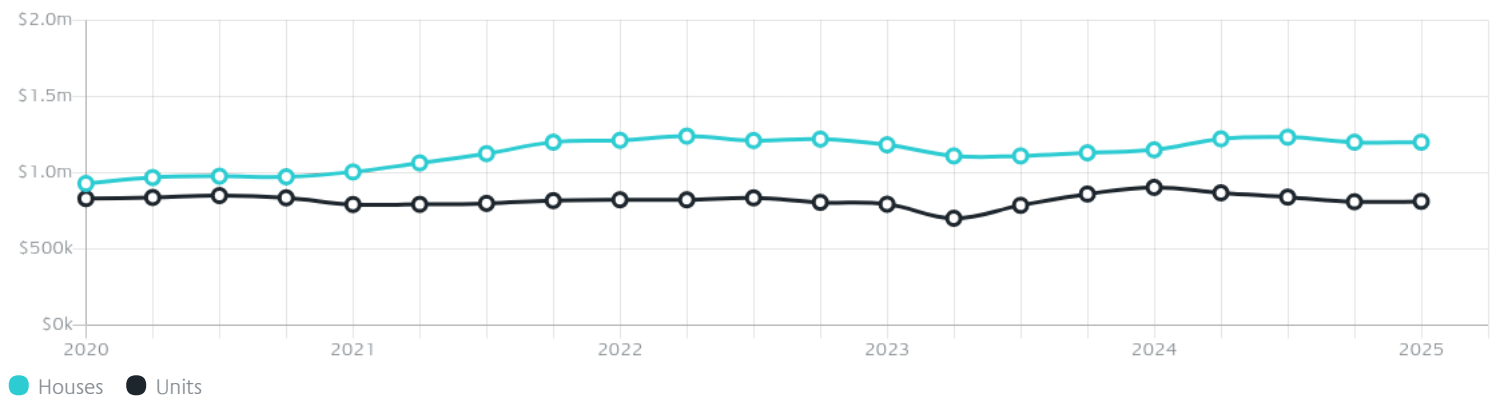
Median

\$812k

Quarterly Price Change

0.30% ↑

Quarterly Price Change*

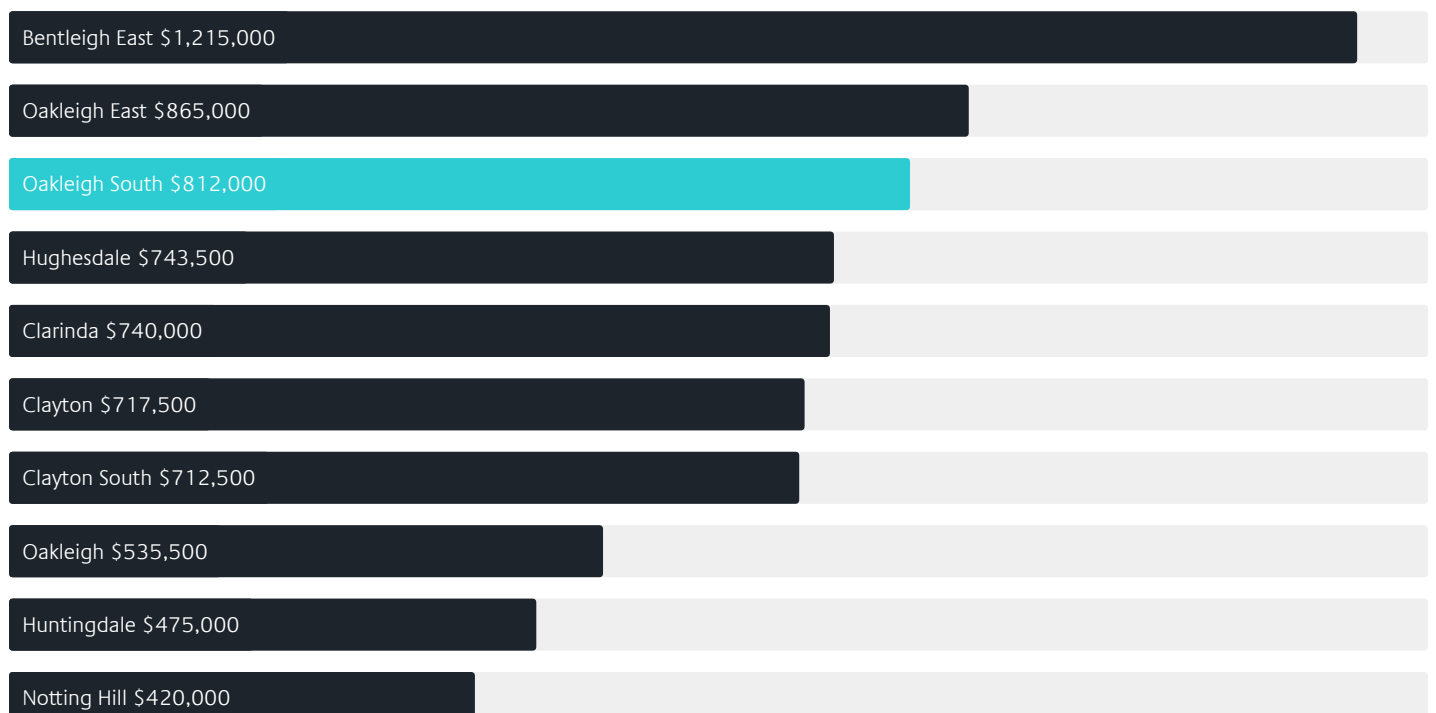


Surrounding Suburbs

Median House Sale Price*



Median Unit Sale Price*



Sales Snapshot

Sale Method^{*}



● Auction 78%
● Private 23%

Auction Clearance Rate^{*}

90.32%

Median Days on Market[^]

26 days

Average Hold Period^{*}

5.7 years

Insights

Dwelling Type[^]



● Houses 84% ● Units 16%

Ownership[^]



● Owned Outright 41% ● Mortgaged 38% ● Rented 21%

Population[^]

9,851

Median Asking Rent per week^{*}

\$673

Population Growth[^]

6.37%

Rental Yield^{*}

2.68%

Median Age[^]













40 years

Median Household Size[^]













2.7 people

Sold Properties~













Discover a snapshot of the most recent results for this suburb, to view the full 12 months of sales history, please go to jellisicraig.com.au/suburbinsights

Address	Bedrooms	Type	Price	Sold
 28 Abercrombie St Oakleigh South	4	House	\$1,261,000	28 Jun 2025
 12/2-18 Bourke Rd Oakleigh South	3	Townhouse	\$675,000	17 Jun 2025
 2/6 Reid St OAKLEIGH SOUTH	2	Unit	\$615,000	15 Jun 2025
 2/22 Mimosa Av Oakleigh South	3	Unit	\$901,000	14 Jun 2025
 11 Salem Av Oakleigh South	4	House	\$1,245,000	07 Jun 2025
 8 Barkers St Oakleigh South	3	House	\$850,000	07 Jun 2025
 10 Sumersett Av Oakleigh South	3	House	\$1,270,000	07 Jun 2025
 266 Warrigal Rd Oakleigh South	4	House	\$1,295,000	03 Jun 2025
 42 Bossington St Oakleigh South	3	House	\$1,391,500	31 May 2025
 10 Riley St Oakleigh South	3	House	\$1,055,000	31 May 2025
 34 Terrigal Av Oakleigh South	4	House	\$1,975,000	31 May 2025
 5/1250-1252 North Rd Oakleigh South	2	Unit	\$815,000	31 May 2025

Sold Properties~

Address	Bedrooms	Type	Price	Sold
 1/10 Delia St Oakleigh South	3	Townhouse	\$850,000	31 May 2025
 23 Tular Av Oakleigh South	2	Townhouse	\$900,000	28 May 2025
 3/23 Scotsburn Av Oakleigh South	3	Townhouse	\$1,063,000	27 May 2025
 22 Glennie Av Oakleigh South	5	House	\$1,375,000	24 May 2025
 10 Devoy St Oakleigh South	4	House	\$1,730,000	17 May 2025
 23 Sandalwood Dr Oakleigh South	3	House	\$1,068,000	05 May 2025
 2/4 Eric Ct Oakleigh South	4	Townhouse	\$1,001,111	03 May 2025
 1/1149 Centre Rd Oakleigh South	3	Unit	\$768,000	30 Apr 2025
 1/644 Warrigal Rd Oakleigh South	2	Unit	\$620,000	29 Apr 2025
 1 Lacebark Ct Oakleigh South	4	House	\$1,245,500	28 Apr 2025
 22 Delos St Oakleigh South	4	House	\$1,285,000	24 Apr 2025
 307/1213 Centre Rd Oakleigh South	2	Strata Unit/Flat	\$435,000	16 Apr 2025

Sold Properties~

Address	Bedrooms	Type	Price	Sold
 1/5 Wicks Ct Oakleigh South	3	Unit	\$805,000	12 Apr 2025
 2/18 Cameron Av OAKLEIGH SOUTH	3	Unit	\$990,000	12 Apr 2025
 43 Washington Dr Oakleigh South	4	House	\$835,000	09 Apr 2025
 1/17 Colin Rd Oakleigh South	2	Flat/Unit/Apartment	\$870,000	09 Apr 2025
 1/41-43 Riley St Oakleigh South	2	Unit	\$720,000	07 Apr 2025
 4-6 Riley St Oakleigh South	4	House	\$1,750,000	05 Apr 2025
 1/1262 North Rd Oakleigh South	3	Townhouse	\$997,000	05 Apr 2025
 1/334 Warrigal Rd OAKLEIGH SOUTH	3	House	\$1,000,000	05 Apr 2025
 1 Washington Dr Oakleigh South	4	House	\$1,179,000	05 Apr 2025
 G10/1213 Centre Rd Oakleigh South	2	Apartment	\$429,000	02 Apr 2025
 7 Dermot St Oakleigh South	3	House	\$1,200,000	29 Mar 2025
 5 Taunton Av Oakleigh South	3	House	\$1,170,000	29 Mar 2025



jelliscraig.com.au

Data is current as of PDF generation date 01/07/2025

* Updated Quarterly for the past 12 months

^ Updated daily for the past quarter

~ Updated daily: 33 recent results.

This publication contains data, analytics, statistics and other information supplied by PROPERTYDATAONLINE PTY LTD (PropertyData). The data provided in this publication is of a general nature and should not be construed as specific advice or relied upon in lieu of appropriate professional advice.

PropertyData relies upon data supplied by third parties and while the data is checked and reviewed, PropertyData does not warrant the accuracy or completeness of the information to the full extent permitted by the law and excludes all loss or damage howsoever arising (including through negligence) in connection with the data supplied by PropertyData. The State of Victoria owns the copyright in the Property Sales Data and reproduction of that data in any way without the consent of the State of Victoria will constitute a breach of the Copyright Act 1968 (cth). The State of Victoria does not warrant the accuracy or completeness of the Property Sales Data and any person using or relying upon such information does so on the basis that the State of Victoria accepts no responsibility or liability whatsoever for any errors, faults, defects or omissions in the information supplied.