

Suburb Report

Know your neighbourhood.



Property Prices

Median House Price*

Median

\$970k

Quarterly Price Change

-0.51% ↓

Median Unit Price*

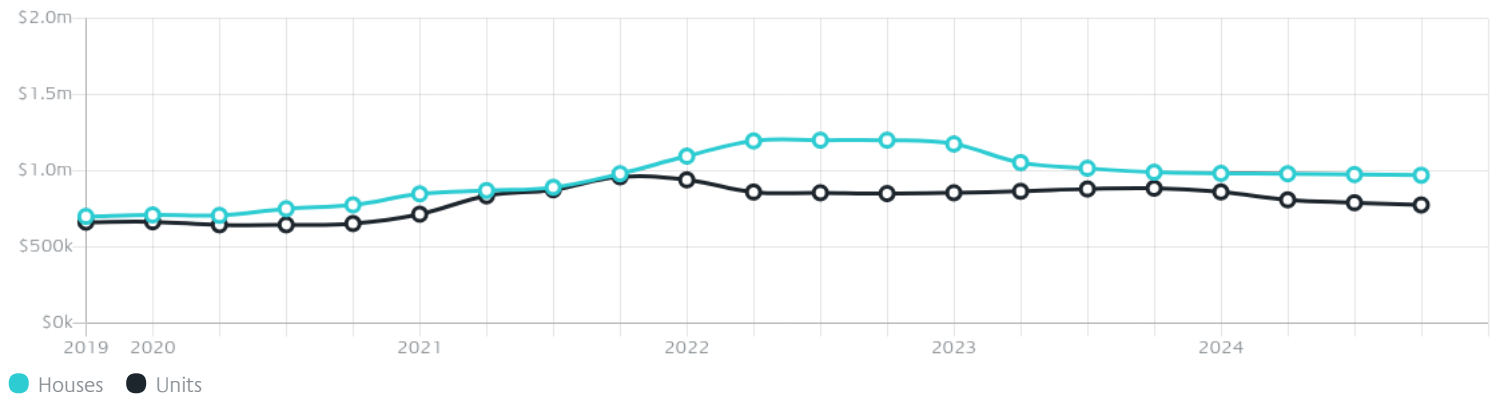
Median

\$775k

Quarterly Price Change

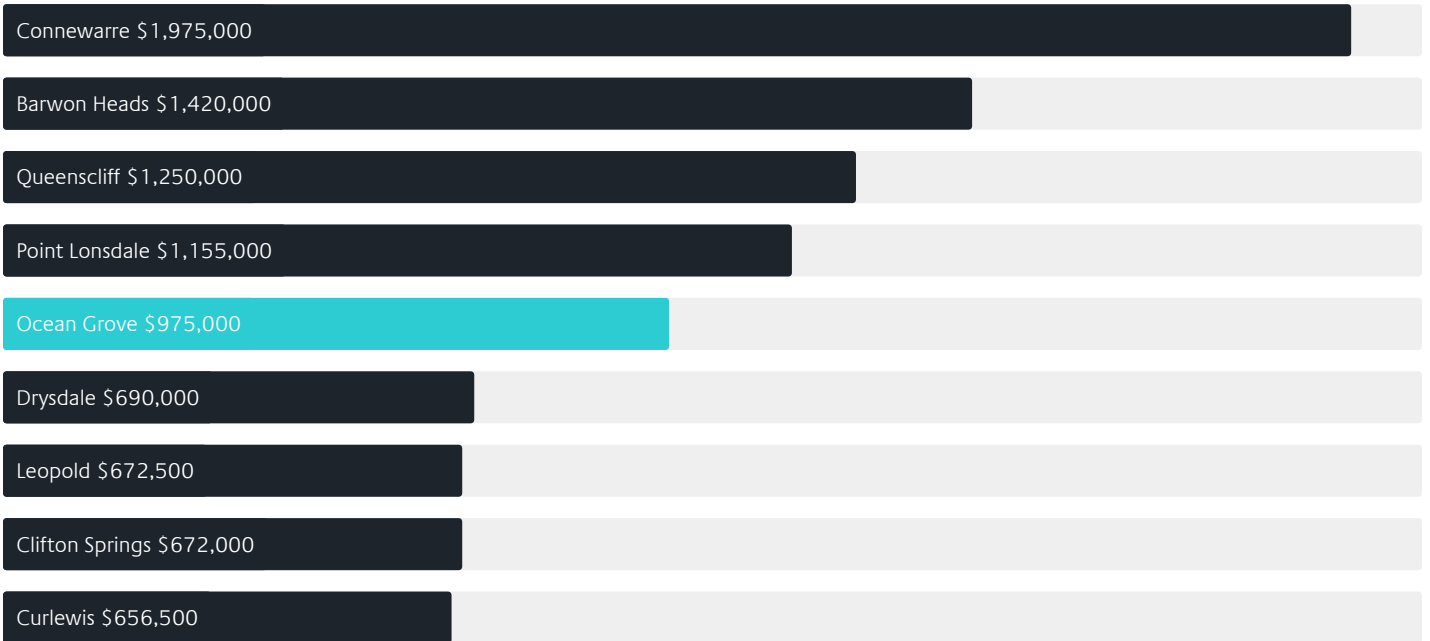
-1.89% ↓

Quarterly Price Change*

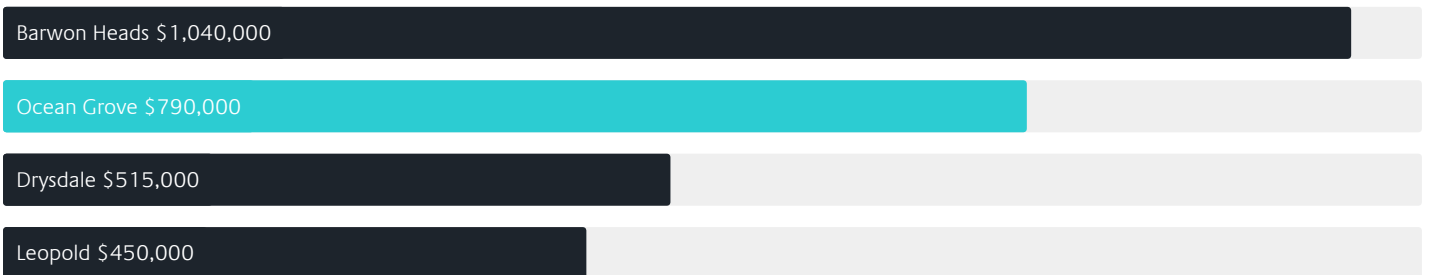


Surrounding Suburbs

Median House Sale Price*



Median Unit Sale Price*



Sales Snapshot

Sale Method^{*}



● Auction 3%
● Private 97%

Auction Clearance Rate^{*}

100%

Median Days on Market[^]

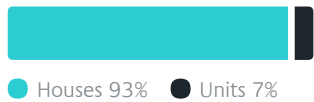
119 days

Average Hold Period^{*}

5.5 years

Insights

Dwelling Type[^]



● Houses 93% ● Units 7%

Ownership[^]



● Owned Outright 44% ● Mortgaged 40% ● Rented 15%

Population[^]

17,714

Median Asking Rent per week^{*}

\$580

Median Age[^]

43 years

Rental Yield^{*}













3.1%

Median Household Size[^]













2.5 people

Sold Properties~













Discover a snapshot of the most recent results for this suburb, to view the full 12 months of sales history, please go to jellisicraig.com.au/suburbinsights

Address	Bedrooms	Type	Price	Sold
 120 Wallington Rd OCEAN GROVE	2	House	\$680,000	31 Mar 2025
 57 Endeavour Dr Ocean Grove	4	House	\$875,000	31 Mar 2025
 1/104 The Terrace Ocean Grove	2	Unit	\$742,000	26 Mar 2025
 46 Minerva Cl Ocean Grove	3	House	\$980,000	21 Mar 2025
 23a Raven Cl Ocean Grove	4	House	\$1,570,000	20 Mar 2025
 51b The Avenue Ocean Grove	4	Townhouse	\$2,840,000	20 Mar 2025
 79 John Dory Dr Ocean Grove	2	House	\$730,000	19 Mar 2025
 22-24 Goandra Dr Ocean Grove	4	House	\$2,795,000	19 Mar 2025
 26 Watkin St Ocean Grove	2	House	\$785,000	17 Mar 2025
 18 Antares Ct Ocean Grove	2	House	\$870,000	13 Mar 2025
 2 Gumdrop Dr Ocean Grove	4	House	\$945,000	11 Mar 2025
 118 Oakdean Blvd Ocean Grove	3	House	\$910,000	10 Mar 2025

Sold Properties~

Address	Bedrooms	Type	Price	Sold
 30 Lady Earl Cr Ocean Grove	4	House	\$860,000	06 Mar 2025
 70 Aldebaran Rd Ocean Grove	3	House	\$1,150,000	06 Mar 2025
 13 Hilda Av Ocean Grove	3	House	\$797,500	04 Mar 2025
 11 Cerberus Dr Ocean Grove	4	House	\$955,000	28 Feb 2025
 5 Kenton Ct Ocean Grove	3	House	\$1,235,000	28 Feb 2025
 1 Amicus St Ocean Grove	4	House	\$875,000	28 Feb 2025
 15 Surfers Av Ocean Grove	3	House	\$857,000	28 Feb 2025
 1 Wetland Way Ocean Grove	4	House	\$1,100,000	27 Feb 2025
 131a Powell St.E Ocean Grove	3	Townhouse	\$1,600,000	25 Feb 2025
 13 Trader St Ocean Grove	4	House	\$850,000	25 Feb 2025
 132 Powell St.E Ocean Grove	4	House	\$1,500,000	24 Feb 2025
 49 Hocking Dr Ocean Grove	4	House	\$855,000	24 Feb 2025

Sold Properties~

Address	Bedrooms	Type	Price	Sold
 1/20 Finch Cl Ocean Grove	3	House	\$715,000	24 Feb 2025
 2/39-41 Orton St Ocean Grove	3	Townhouse	\$895,000	24 Feb 2025
 3a Dolphin Ct Ocean Grove	5	House	\$1,100,000	24 Feb 2025
 110 Devlins Rd Ocean Grove	4	House	\$897,000	20 Feb 2025
 104 Sunset Stp Ocean Grove	2	House	\$740,000	20 Feb 2025
 2/48 The Parade Ocean Grove	4	Townhouse	\$2,400,000	20 Feb 2025
 6 Shorebreak Way Ocean Grove	3	House	\$760,000	20 Feb 2025
 130 Oakdean Blvd Ocean Grove	4	House	\$950,000	19 Feb 2025
 2 Feiglin Ct Ocean Grove	3	House	\$1,330,000	19 Feb 2025
 2/52 Penleigh Cr Ocean Grove	3	Unit	\$630,000	18 Feb 2025
 44 Empress Blvd Ocean Grove	3	House	\$857,000	17 Feb 2025
 6 Baker St Ocean Grove	3	House	\$558,333	17 Feb 2025



Barwon Heads Office
Shop 2, 68 Hitchcock Avenue, Barwon Heads, 3227
03 9088 8968

jelliscraig.com.au

Data is current as of PDF generation date 01/04/2025

* Updated Quarterly for the past 12 months

^ Updated daily for the past quarter

~ Updated daily: 33 recent results.

This publication contains data, analytics, statistics and other information supplied by PROPERTYDATAONLINE PTY LTD (PropertyData). The data provided in this publication is of a general nature and should not be construed as specific advice or relied upon in lieu of appropriate professional advice.

PropertyData relies upon data supplied by third parties and while the data is checked and reviewed, PropertyData does not warrant the accuracy or completeness of the information to the full extent permitted by the law and excludes all loss or damage howsoever arising (including through negligence) in connection with the data supplied by PropertyData. The State of Victoria owns the copyright in the Property Sales Data and reproduction of that data in any way without the consent of the State of Victoria will constitute a breach of the Copyright Act 1968 (cth). The State of Victoria does not warrant the accuracy or completeness of the Property Sales Data and any person using or relying upon such information does so on the basis that the State of Victoria accepts no responsibility or liability whatsoever for any errors, faults, defects or omissions in the information supplied.