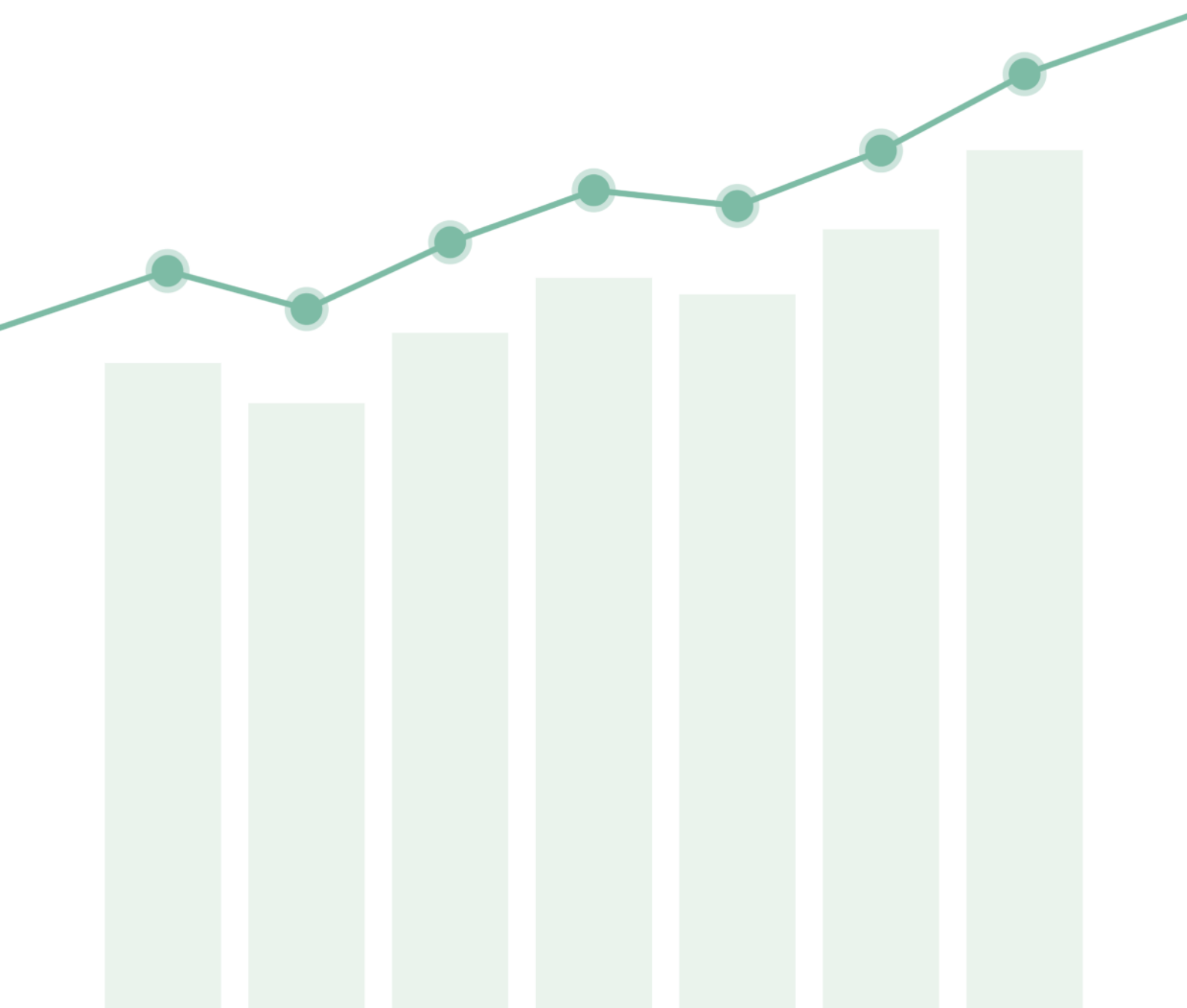


JellisCraig

OCEAN GROVE

# Suburb Report

Know your neighbourhood.



OCEAN GROVE SUBURB REPORT

Median House Price\*

Median

\$950k

Quarterly Price Change

0.00% ↓

Median Unit Price\*

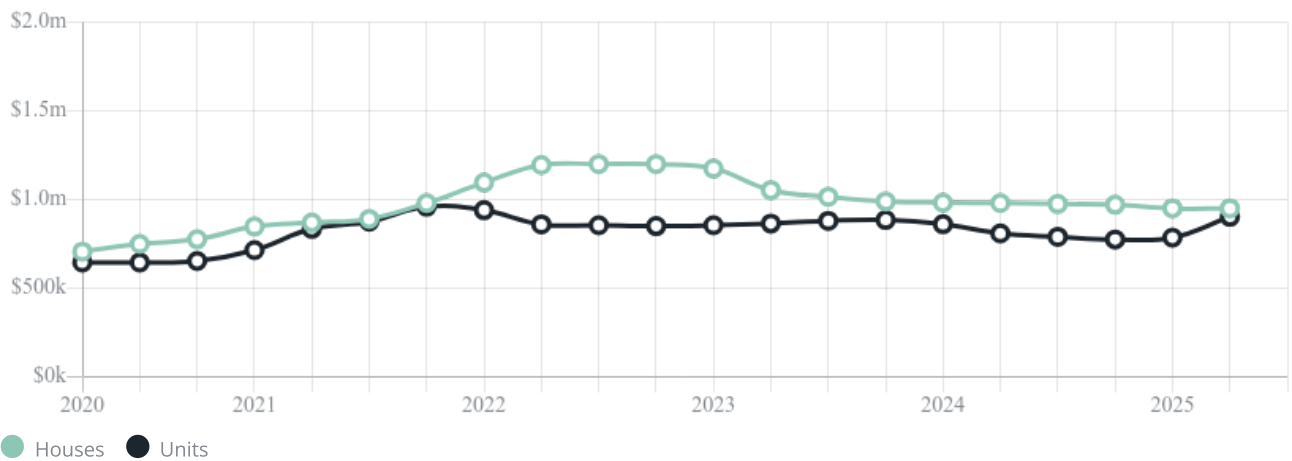
Median

\$903k

Quarterly Price Change

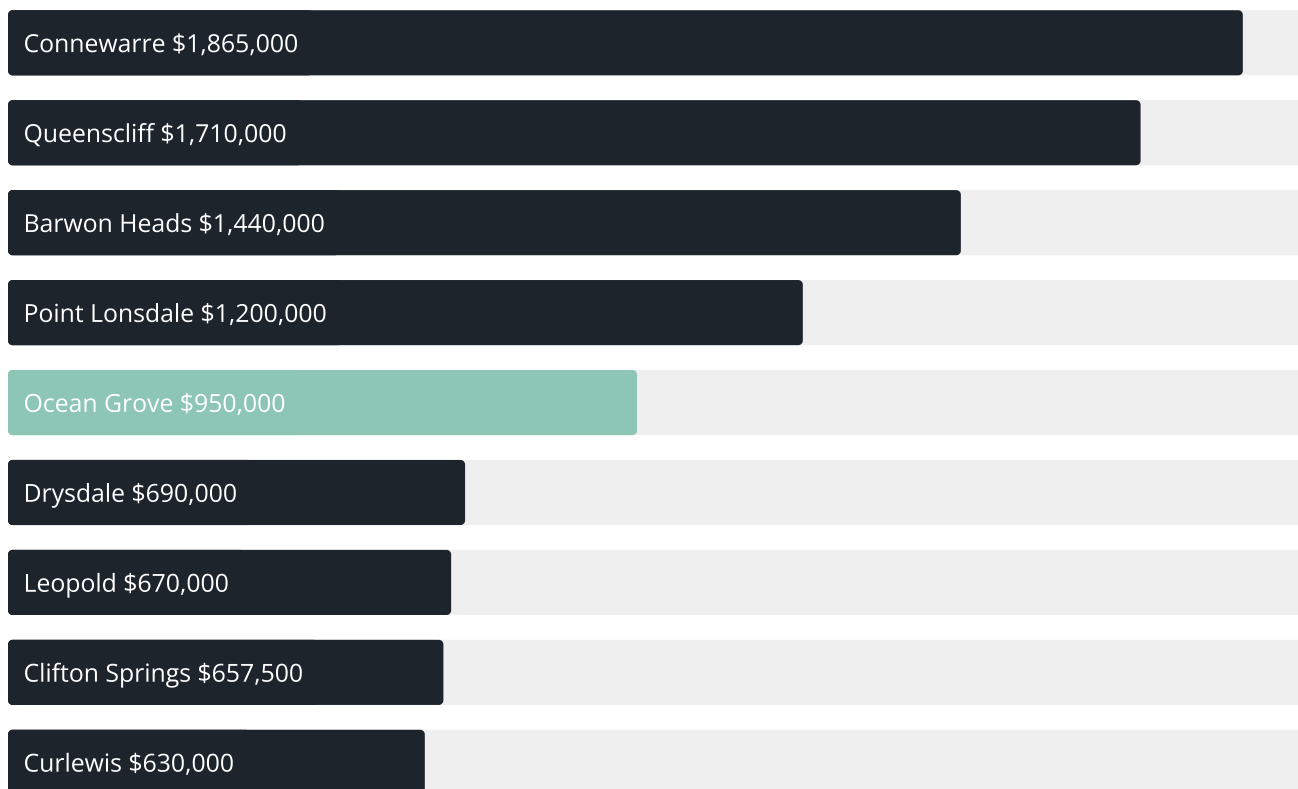
14.96% ↑

Quarterly Price Change\*

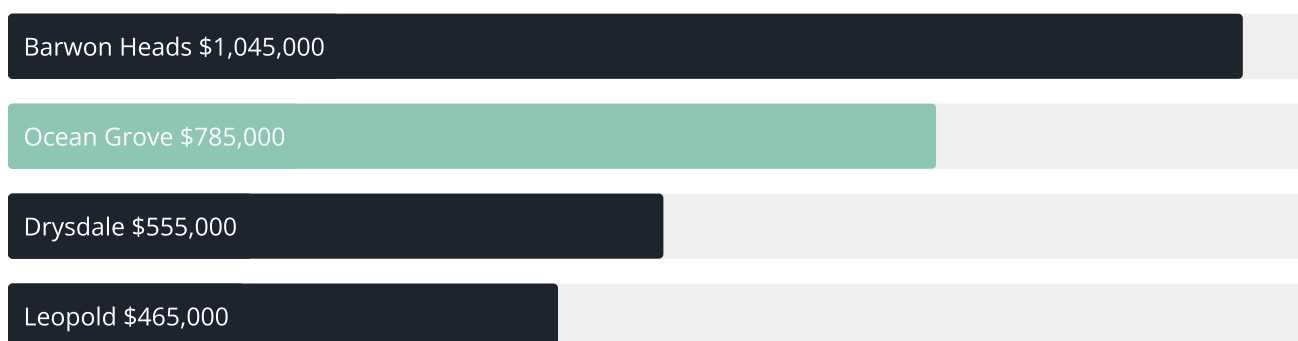


## OCEAN GROVE SUBURB REPORT

### Median House Sale Price<sup>\*</sup>



### Median Unit Sale Price<sup>\*</sup>



## OCEAN GROVE SUBURB REPORT

Sale Method<sup>\*</sup>

● Auction 3%

● Private 97%

Auction Clearance Rate<sup>\*</sup>

---

**66.67%**Median Days on Market<sup>^</sup>

---

**64 days**Average Hold Period<sup>\*</sup>

---

**5.5 years**Dwelling Type<sup>^</sup>

● Houses 93%

● Units 7%

Ownership<sup>^</sup>

● Owned Outright 44%

● Mortgaged 40%

● Rented 15%

Population<sup>^</sup>

---

**17,714**Median Asking Rent per week<sup>\*</sup>

---

**\$580**Median Age<sup>^</sup>

---

**43 years**Rental Yield<sup>\*</sup>

---











**3.1%**Median Household Size<sup>^</sup>

---











**2.5 people**

## OCEAN GROVE SUBURB REPORT











Discover a snapshot of the most recent results for this suburb, to view the full 12 months of sales history, please go to [jellisicraig.com.au/suburbinsights](https://jellisicraig.com.au/suburbinsights)

Address	Bedrooms	Type	Price	Sold
 64b Duneview Dr Ocean Grove	3	Townhouse	\$810,000	04 Aug 2025
 47 Marmion Cirt Ocean Grove	4	House	\$1,050,000	01 Aug 2025
 104 Thacker St Ocean Grove	3	House	\$740,000	01 Aug 2025
 14 Merlan St OCEAN GROVE	4	House	\$850,000	01 Aug 2025
 2/5 Whitton St Ocean Grove	4	Townhouse	\$1,700,000	01 Aug 2025
 142 Aldebaran Rd Ocean Grove	4	House	\$932,500	31 Jul 2025
 10 Gambier St Ocean Grove	4	House	\$1,165,000	31 Jul 2025
 11 Curzon Dr Ocean Grove	3	House	\$820,000	30 Jul 2025
 84 Tareeda Way Ocean Grove	4	House	\$835,000	29 Jul 2025
 33 Bonnyvale Rd Ocean Grove	4	House	\$880,000	29 Jul 2025

## OCEAN GROVE SUBURB REPORT

Address	Bedrooms	Type	Price	Sold
 27 Lowe St Ocean Grove	4	House	\$1,220,000	28 Jul 2025
 5/35-39 Wiltons Rd Ocean Grove	2	Unit	\$555,000	28 Jul 2025
 132 Wallington Rd Ocean Grove	4	House	\$1,100,000	26 Jul 2025
 31b Draper St Ocean Grove	3	Townhouse	\$1,175,000	18 Jul 2025
 57 Omega Dr Ocean Grove	4	House	\$1,120,000	17 Jul 2025
 1/24 Holburn Rise Ocean Grove	3	Townhouse	\$710,000	17 Jul 2025
 6 Caralee Ct Ocean Grove	2	House	\$786,000	16 Jul 2025
 5 Connewarre Pl Ocean Grove	5	House	\$1,876,000	16 Jul 2025
 19 Lakeview Dr Ocean Grove	4	House	\$825,000	11 Jul 2025
 24 Empress Blvd Ocean Grove	4	House	\$735,000	10 Jul 2025

## OCEAN GROVE SUBURB REPORT

Address	Bedrooms	Type	Price	Sold
 4 Blackwood Pl Ocean Grove	3	House	\$890,000	08 Jul 2025
 16 Lyrebird St Ocean Grove	3	House	\$930,000	05 Jul 2025
 3 Bertha Way Ocean Grove	4	House	\$865,000	03 Jul 2025
 97 Endeavour Dr Ocean Grove	4	House	\$815,000	03 Jul 2025
 16 Ontario St Ocean Grove	4	House	\$895,000	01 Jul 2025
 17 Cruickshank Av Ocean Grove	3	House	\$880,000	01 Jul 2025
 54 Woodlands Dr Ocean Grove	4	House	\$1,520,000	01 Jul 2025
 10 Belvedere Tce Ocean Grove	3	House	\$810,000	30 Jun 2025
 2/104 Draper St Ocean Grove	3	Unit	\$715,000	27 Jun 2025
 6 Arcturus Rd Ocean Grove	3	House	\$750,000	27 Jun 2025





Barwon Heads Office  
Shop 2, 68 Hitchcock Avenue, Barwon Heads, 3227  
03 9088 8968

[jelliscraig.com.au](http://jelliscraig.com.au)

Data is current as of PDF generation date 10/08/2025

\* Updated Quarterly for the past 12 months

^ Updated daily for the past quarter

~ Updated daily: 33 recent results.

This publication contains data, analytics, statistics and other information supplied by PROPERTYDATAONLINE PTY LTD (PropertyData). The data provided in this publication is of a general nature and should not be construed as specific advice or relied upon in lieu of appropriate professional advice.

PropertyData relies upon data supplied by third parties and while the data is checked and reviewed, PropertyData does not warrant the accuracy or completeness of the information to the full extent permitted by the law and excludes all loss or damage howsoever arising (including through negligence) in connection with the data supplied by PropertyData. The State of Victoria owns the copyright in the Property Sales Data and reproduction of that data in any way without the consent of the State of Victoria will constitute a breach of the Copyright Act 1968 (cth). The State of Victoria does not warrant the accuracy or completeness of the Property Sales Data and any person using or relying upon such information does so on the basis that the State of Victoria accepts no responsibility or liability whatsoever for any errors, faults, defects or omissions in the information supplied.