

Suburb **INSIGHTS**

3226
OCEAN GROVE



Data that shapes your suburb.

**Jellis
Craig**

Property Prices

Median House Price*

Median

\$975k

Quarterly Price Change

-0.51% ↓

Median Unit Price*

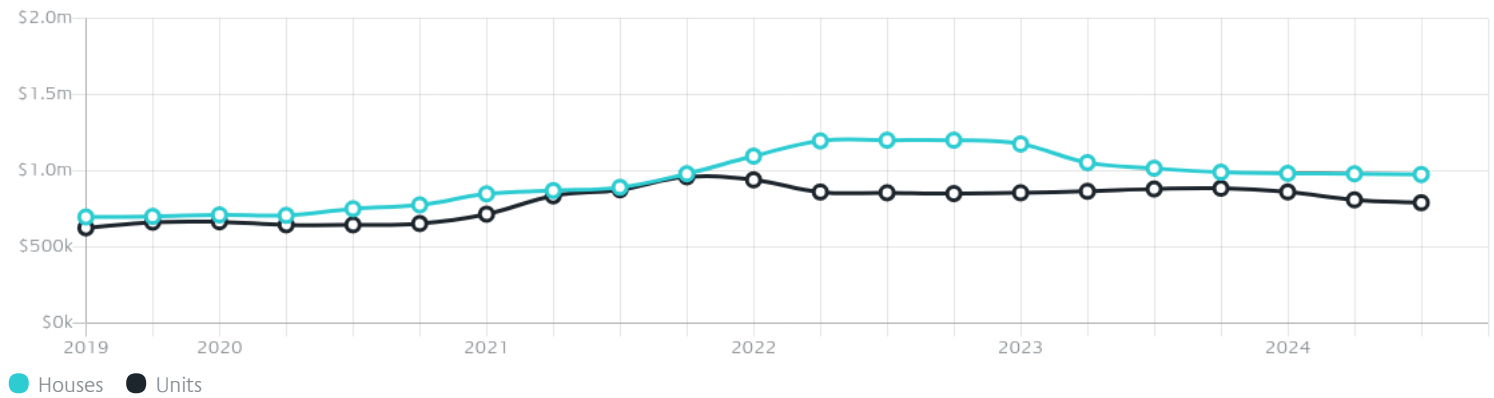
Median

\$790k

Quarterly Price Change

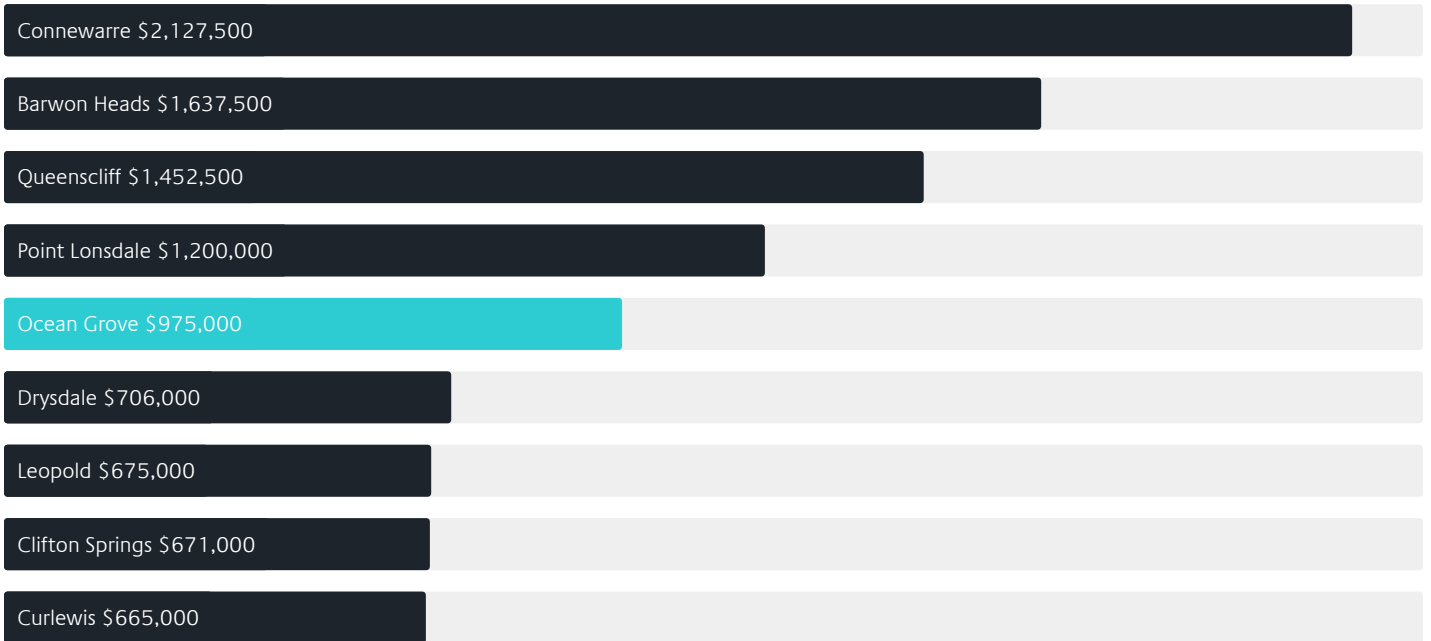
-2.34% ↓

Quarterly Price Change*

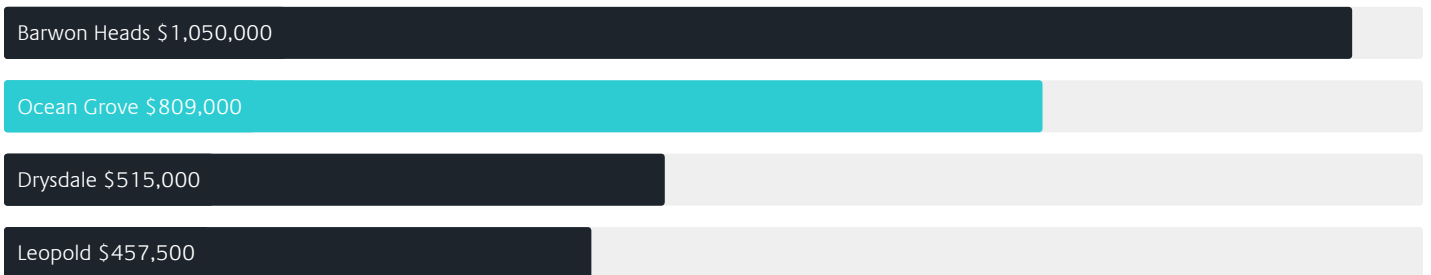


Surrounding Suburbs

Median House Sale Price*



Median Unit Sale Price*



Sales Snapshot

Sale Method^{*}



● Auction 1%
● Private 99%

Median Days on Market[^]

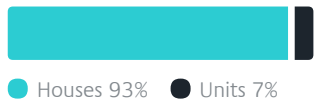
77 days

Average Hold Period^{*}

5.5 years

Insights

Dwelling Type[^]



● Houses 93% ● Units 7%

Ownership[^]



● Owned Outright 44% ● Mortgaged 40% ● Rented 15%

Population[^]

17,714

Median Asking Rent per week^{*}

\$580

Median Age[^]

43 years

Rental Yield^{*}













3.1%

Median Household Size[^]













2.5 people

Sold Properties~













Discover a snapshot of the most recent results for this suburb, to view the full 12 months of sales history, please go to jellisraig.com.au/suburbinsights

Address	Bedrooms	Type	Price	Sold
 30/6-14 The Terrace Ocean Grove	2	Unit	\$80,000	21 Nov 2024
 24 Blue Mallee Dr Ocean Grove	4	House	\$1,270,000	21 Nov 2024
 85 Bonnyvale Rd Ocean Grove	3	House	\$820,000	20 Nov 2024
 21 Presidents Av Ocean Grove	3	House	\$670,000	15 Nov 2024
 19 The Terrace Ocean Grove	3	House	\$1,100,000	14 Nov 2024
 1/23 Penleigh Cr Ocean Grove	3	Townhouse	\$740,000	14 Nov 2024
 101 Cerberus Dr Ocean Grove	4	House	\$1,600,000	13 Nov 2024
 16/6-14 The Terrace Ocean Grove	2	House	\$105,000	12 Nov 2024
 110 Oakdean Blvd Ocean Grove	4	House	\$1,040,000	09 Nov 2024
 3/15 Lookout Rd Ocean Grove	3	House	\$920,000	08 Nov 2024
 98 Sunset Stp Ocean Grove	3	House	\$850,000	08 Nov 2024
 12 Heathwood Way Ocean Grove	4	House	\$762,000	05 Nov 2024

Sold Properties~

Address	Bedrooms	Type	Price	Sold
 59 Shorebreak Way Ocean Grove	4	House	\$890,000	05 Nov 2024
 72 Draper St Ocean Grove	4	House	\$1,420,000	05 Nov 2024
 18b The Parade Ocean Grove	4	House	\$1,675,000	04 Nov 2024
 89 Shorebreak Way Ocean Grove	3	House	\$860,000	04 Nov 2024
 2/127 Bonnyvale Rd Ocean Grove	2	Townhouse	\$625,000	01 Nov 2024
 45 Greenview Rise Ocean Grove	4	House	\$1,250,000	01 Nov 2024
 1/13 Sandpiper Ct OCEAN GROVE	3	Townhouse	\$915,000	30 Oct 2024
 23 Crane Ct OCEAN GROVE	3	House	\$1,150,000	30 Oct 2024
 8 Awaroa St Ocean Grove	4	House	\$975,000	30 Oct 2024
 27 Sunset Stp Ocean Grove	3	House	\$780,000	25 Oct 2024
 85 Fraser Cr Ocean Grove	3	House	\$650,000	25 Oct 2024
 40a The Terrace Ocean Grove	4	Townhouse	\$1,730,000	24 Oct 2024

Sold Properties~

Address	Bedrooms	Type	Price	Sold
 18 Highgrove Ct Ocean Grove	3	House	\$940,000	22 Oct 2024
 26a Kingston Downs Dr Ocean Grove	3	Unit	\$590,000	21 Oct 2024
 16 Joanna St Ocean Grove	4	House	\$865,000	19 Oct 2024
 4/22 Beaver St Ocean Grove	2	Unit	\$580,000	17 Oct 2024
 74 Field St.N OCEAN GROVE	4	House	\$1,070,000	16 Oct 2024
 107 John Dory Dr Ocean Grove	3	House	\$795,000	15 Oct 2024
 118 Orton St Ocean Grove	4	House	\$2,070,000	15 Oct 2024
 15 Roebourne St Ocean Grove	4	House	\$860,000	14 Oct 2024
 2/15 Amberwood Way Ocean Grove	3	Unit	\$755,000	11 Oct 2024
 118 Shell Rd Ocean Grove	3	House	\$704,999	11 Oct 2024
 12 Marlin Dr Ocean Grove	3	House	\$805,000	04 Oct 2024
 34 Woodlands Dr Ocean Grove	4	House	\$1,755,000	04 Oct 2024



Barwon Heads Office
Shop 2, 68 Hitchcock Avenue, Barwon Heads, 3227
03 9088 8968

jelliscraig.com.au

Data is current as of PDF generation date 01/12/2024

* Updated Quarterly for the past 12 months

^ Updated daily for the past quarter

~ Updated daily: 33 recent results.

This publication contains data, analytics, statistics and other information supplied by PROPERTYDATAONLINE PTY LTD (PropertyData). The data provided in this publication is of a general nature and should not be construed as specific advice or relied upon in lieu of appropriate professional advice.

PropertyData relies upon data supplied by third parties and while the data is checked and reviewed, PropertyData does not warrant the accuracy or completeness of the information to the full extent permitted by the law and excludes all loss or damage howsoever arising (including through negligence) in connection with the data supplied by PropertyData. The State of Victoria owns the copyright in the Property Sales Data and reproduction of that data in any way without the consent of the State of Victoria will constitute a breach of the Copyright Act 1968 (cth). The State of Victoria does not warrant the accuracy or completeness of the Property Sales Data and any person using or relying upon such information does so on the basis that the State of Victoria accepts no responsibility or liability whatsoever for any errors, faults, defects or omissions in the information supplied.