

Suburb Report

Know your neighbourhood.



Property Prices

Median House Price*

Median

\$970k

Quarterly Price Change

-0.51% ↓

Median Unit Price*

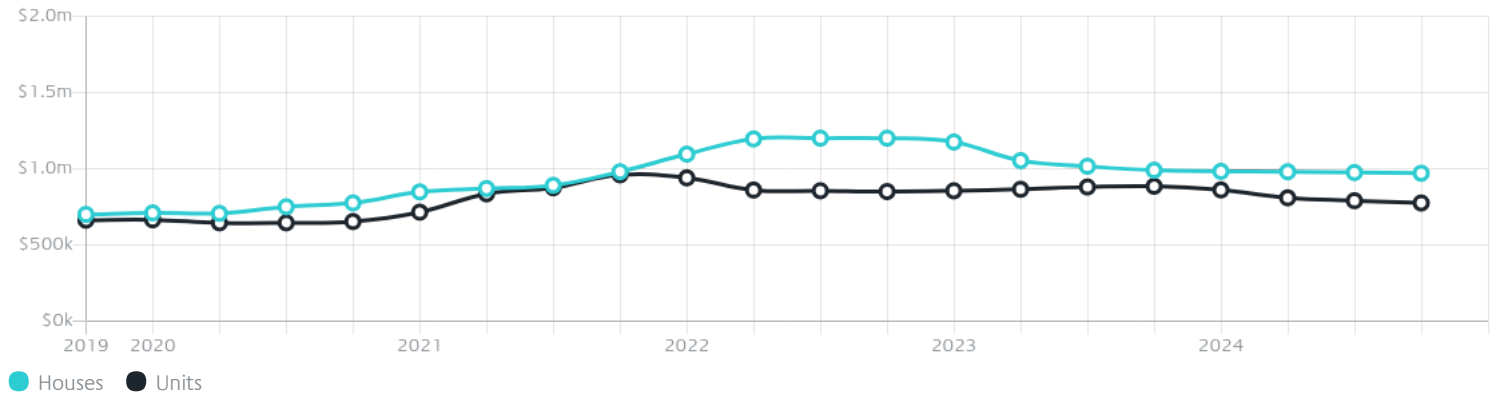
Median

\$775k

Quarterly Price Change

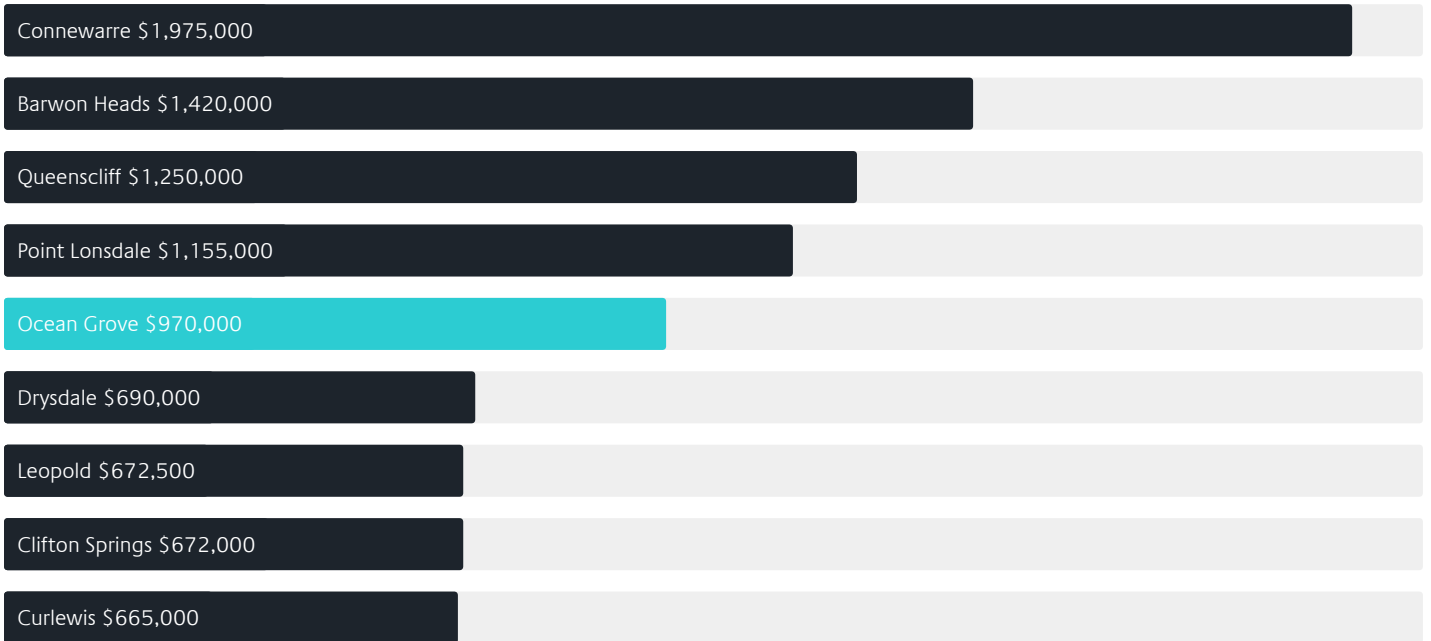
-1.89% ↓

Quarterly Price Change*

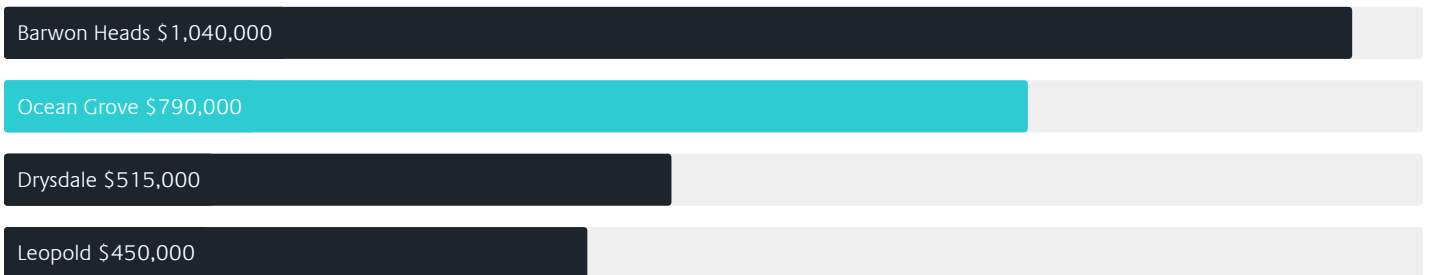


Surrounding Suburbs

Median House Sale Price*



Median Unit Sale Price*



Sales Snapshot

Sale Method^{*}



● Auction 1%
● Private 99%

Median Days on Market[^]

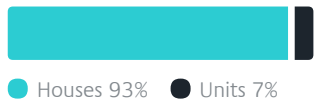
70 days

Average Hold Period^{*}

5.5 years

Insights

Dwelling Type[^]



● Houses 93% ● Units 7%

Ownership[^]



● Owned Outright 44% ● Mortgaged 40% ● Rented 15%

Population[^]

17,714

Median Asking Rent per week^{*}

\$580

Median Age[^]

43 years

Rental Yield^{*}













3.1%

Median Household Size[^]













2.5 people

Sold Properties~













Discover a snapshot of the most recent results for this suburb, to view the full 12 months of sales history, please go to jellisraig.com.au/suburbinsights

Address	Bedrooms	Type	Price	Sold
 4/69-71 The Avenue Ocean Grove	2	Townhouse	\$685,000	30 Jan 2025
 13 Sunbeam St Ocean Grove	3	House	\$750,000	21 Jan 2025
 10 Achilles Ct Ocean Grove	4	House	\$1,000,000	21 Jan 2025
 1/104 Dare St OCEAN GROVE	4	Townhouse	\$1,700,000	17 Jan 2025
 88 Bonnyvale Rd Ocean Grove	3	House	\$805,000	16 Jan 2025
 28 The Parade Ocean Grove	3	House	\$1,300,000	15 Jan 2025
 1 Butters La Ocean Grove	3	House	\$868,000	14 Jan 2025
 1/14 Mowbray Dr OCEAN GROVE	3	Townhouse	\$644,500	10 Jan 2025
 3/100 Devlins Rd Ocean Grove	3	House	\$766,750	09 Jan 2025
 1/14 Blackwell St OCEAN GROVE	3	House	\$780,000	09 Jan 2025
 63-69 Conran Dr Ocean Grove	4	House	\$2,200,000	07 Jan 2025
 5/97 The Terrace Ocean Grove	2	Townhouse	\$745,000	06 Jan 2025

Sold Properties~

Address	Bedrooms	Type	Price	Sold
 64a Duneview Dr Ocean Grove	3	Townhouse	\$910,000	30 Dec 2024
 2/45 Epworth St Ocean Grove	2	House	\$1,165,000	24 Dec 2024
 35 Riviera Cr Ocean Grove	4	House	\$990,000	20 Dec 2024
 18 Benjamin Ct Ocean Grove	4	House	\$915,000	19 Dec 2024
 15 Acacia Ct Ocean Grove	3	House	\$970,000	18 Dec 2024
 22 Parkview Av Ocean Grove	2	House	\$590,000	17 Dec 2024
 4-5 Highgrove Ct Ocean Grove	4	House	\$945,000	17 Dec 2024
 17 Antares Ct Ocean Grove	4	House	\$1,340,000	16 Dec 2024
 2 Presidents Av Ocean Grove	1	House	\$695,000	16 Dec 2024
 34 Valda Cr Ocean Grove	4	House	\$915,000	12 Dec 2024
 14 Kurrajong Ct Ocean Grove	4	House	\$1,110,000	12 Dec 2024
 15 Kurrajong Ct Ocean Grove	3	House	\$1,300,000	12 Dec 2024

Sold Properties~

Address	Bedrooms	Type	Price	Sold
 71 Shell Rd Ocean Grove	3	House	\$730,000	10 Dec 2024
 7 Arlington Cr Ocean Grove	3	House	\$835,000	09 Dec 2024
 7 Canis Cr Ocean Grove	3	House	\$900,000	06 Dec 2024
 19 Emperor Dr Ocean Grove	5	House	\$1,200,000	06 Dec 2024
 92 Fraser Cr Ocean Grove	4	House	\$1,195,000	05 Dec 2024
 28 Cotham Hill Rd Ocean Grove	4	House	\$685,000	05 Dec 2024
 25 Arlington Cr Ocean Grove	4	House	\$1,200,000	04 Dec 2024
 63 Asbury St.W Ocean Grove	4	House	\$960,000	03 Dec 2024
 5 Sunrise Cl Ocean Grove	4	House	\$1,375,000	03 Dec 2024
 2/5 The Terrace Ocean Grove	4	Townhouse	\$775,000	02 Dec 2024
 1/4 Kalinga Rd Ocean Grove	3	House	\$735,000	02 Dec 2024
 40 Trevally Dr Ocean Grove	3	House	\$1,040,000	02 Dec 2024



Barwon Heads Office
Shop 2, 68 Hitchcock Avenue, Barwon Heads, 3227
03 9088 8968

jelliscraig.com.au

Data is current as of PDF generation date 01/02/2025

* Updated Quarterly for the past 12 months

^ Updated daily for the past quarter

~ Updated daily: 33 recent results.

This publication contains data, analytics, statistics and other information supplied by PROPERTYDATAONLINE PTY LTD (PropertyData). The data provided in this publication is of a general nature and should not be construed as specific advice or relied upon in lieu of appropriate professional advice.

PropertyData relies upon data supplied by third parties and while the data is checked and reviewed, PropertyData does not warrant the accuracy or completeness of the information to the full extent permitted by the law and excludes all loss or damage howsoever arising (including through negligence) in connection with the data supplied by PropertyData. The State of Victoria owns the copyright in the Property Sales Data and reproduction of that data in any way without the consent of the State of Victoria will constitute a breach of the Copyright Act 1968 (cth). The State of Victoria does not warrant the accuracy or completeness of the Property Sales Data and any person using or relying upon such information does so on the basis that the State of Victoria accepts no responsibility or liability whatsoever for any errors, faults, defects or omissions in the information supplied.