

Suburb Report

Know your neighbourhood.



Property Prices

Median House Price*

Median

\$958k

Quarterly Price Change

-1.33% ↓

Median Unit Price*


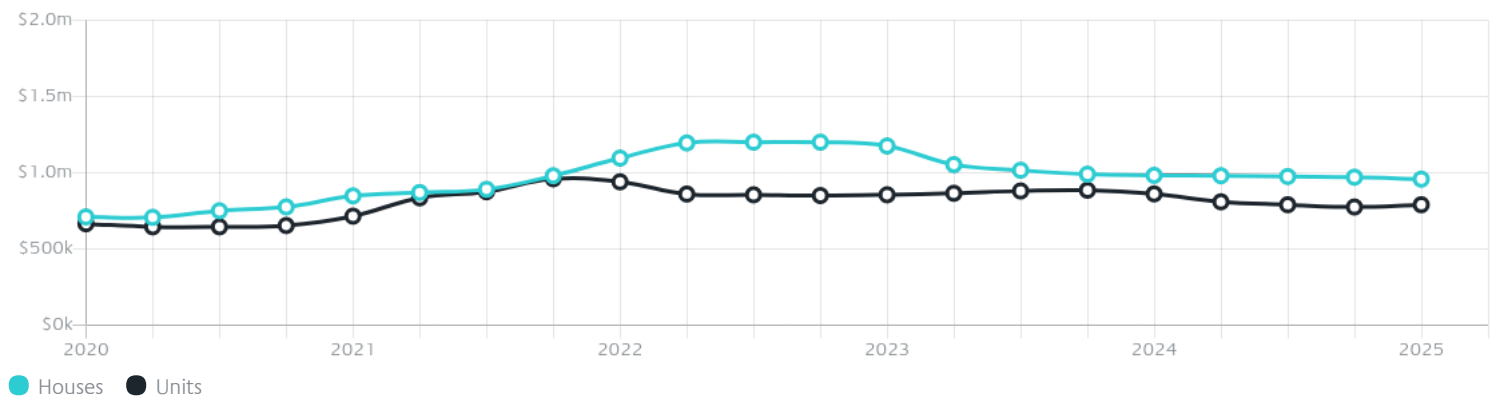
Median

\$790k

Quarterly Price Change

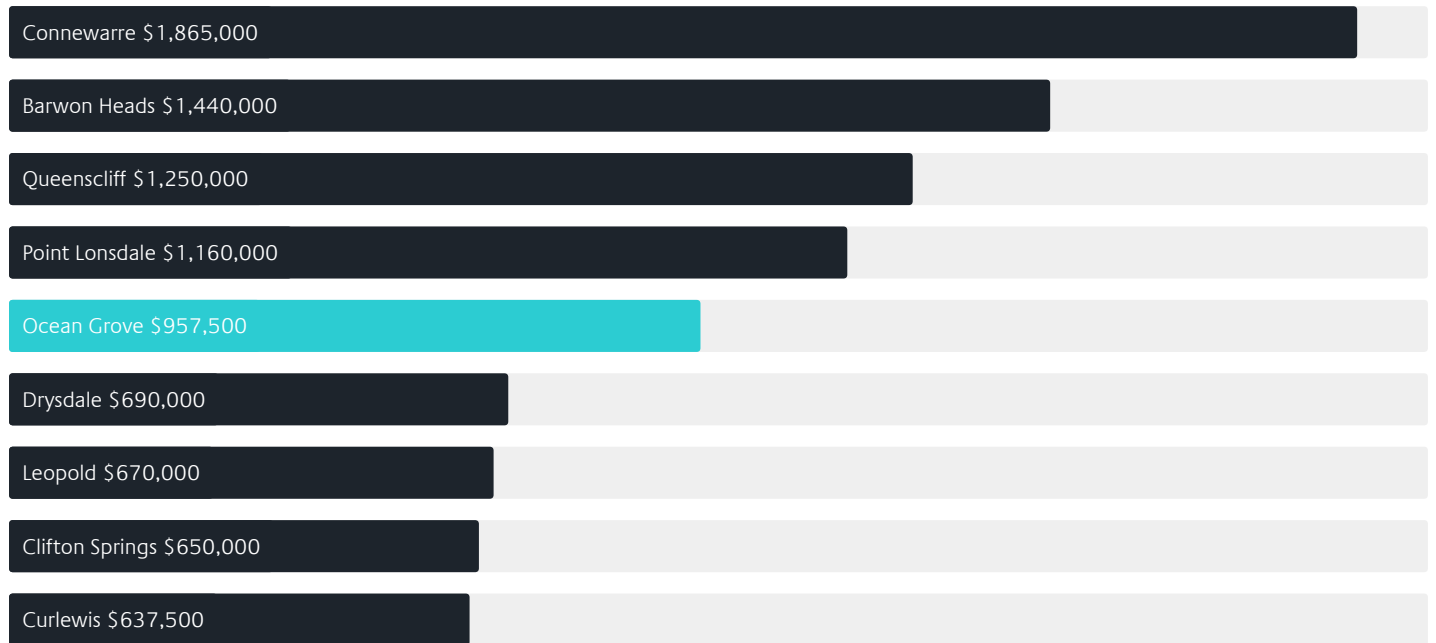
1.93% ↑

Quarterly Price Change*

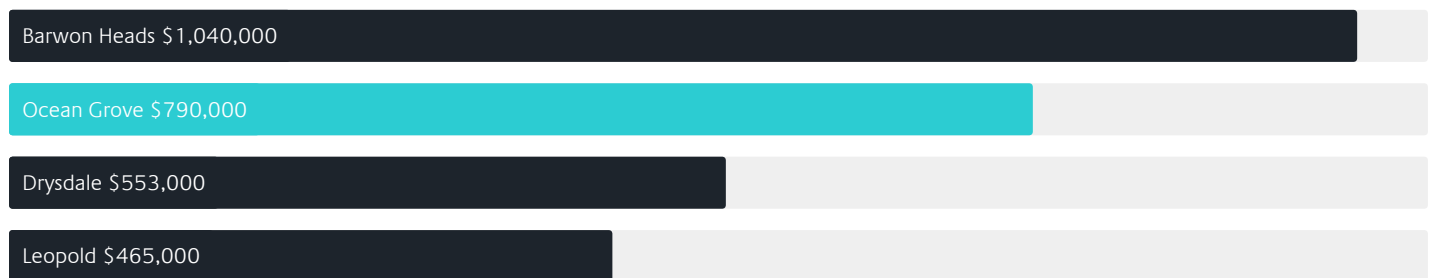


Surrounding Suburbs

Median House Sale Price*



Median Unit Sale Price*



Sales Snapshot

Sale Method^{*}



● Private 100%

Median Days on Market[^]

77 days

Average Hold Period^{*}

5.5 years

Insights

Dwelling Type[^]



● Houses 93% ● Units 7%

Ownership[^]



● Owned Outright 44% ● Mortgaged 40% ● Rented 15%

Population[^]

17,714

Median Asking Rent per week^{*}

\$573

Median Age[^]

43 years

Rental Yield^{*}













3.1%

Median Household Size[^]













2.5 people

Sold Properties~













Discover a snapshot of the most recent results for this suburb, to view the full 12 months of sales history, please go to jellisraig.com.au/suburbinsights

Address	Bedrooms	Type	Price	Sold
 27 Blackwell St Ocean Grove	3	House	\$1,120,000	25 Jun 2025
 22 Cutter St Ocean Grove	4	House	\$1,120,000	20 Jun 2025
 9 Sunbeam St Ocean Grove	3	House	\$785,000	18 Jun 2025
 33 Bramwell St Ocean Grove	3	House	\$1,070,000	18 Jun 2025
 3 Cotham Hill Rd Ocean Grove	3	House	\$800,000	18 Jun 2025
 41 Cerberus Dr Ocean Grove	4	House	\$1,385,000	17 Jun 2025
 28 Marlin Dr Ocean Grove	4	House	\$880,000	16 Jun 2025
 1 Kelly Ct Ocean Grove	3	House	\$785,000	14 Jun 2025
 8 Daintree Way Ocean Grove	4	House	\$1,100,000	13 Jun 2025
 16 Alderbrook Dr Ocean Grove	3	House	\$887,000	13 Jun 2025
 15 Sunbeam St Ocean Grove	4	Townhouse	\$1,067,400	13 Jun 2025
 118 Empress Blvd Ocean Grove	4	House	\$1,145,000	12 Jun 2025

Sold Properties~

Address	Bedrooms	Type	Price	Sold
 8 Capella Rd Ocean Grove	3	House	\$860,000	06 Jun 2025
 45 Dare St Ocean Grove	8	House	\$1,550,000	05 Jun 2025
 27 Launceston St Ocean Grove	4	House	\$900,000	04 Jun 2025
 81 Sunset Stp Ocean Grove	3	House	\$972,000	04 Jun 2025
 68 Sunset Stp Ocean Grove	3	House	\$800,000	04 Jun 2025
 2/9-11 The Parade OCEAN GROVE	3	Townhouse	\$1,245,000	03 Jun 2025
 18 Richard Av Ocean Grove	3	House	\$832,000	02 Jun 2025
 8 Carinae Ct Ocean Grove	3	House	\$745,000	30 May 2025
 28 Greenview Rise Ocean Grove	4	House	\$1,417,000	29 May 2025
 39 Fraser Cr Ocean Grove	4	House	\$960,000	27 May 2025
 206 Thacker St Ocean Grove	3	House	\$718,000	27 May 2025
 50 John Dory Dr Ocean Grove	4	House	\$880,000	27 May 2025

Sold Properties~

Address	Bedrooms	Type	Price	Sold
 127 The Terrace Ocean Grove	4	House	\$2,000,000	23 May 2025
 2/53 The Terrace OCEAN GROVE	3	Townhouse	\$1,825,000	23 May 2025
 28 Wyatt St Ocean Grove	4	House	\$1,550,000	23 May 2025
 43 The Parade Ocean Grove	3	House	\$700,000	23 May 2025
 14 Cutter St Ocean Grove	4	House	\$1,120,000	22 May 2025
 2 Trader St Ocean Grove	4	House	\$930,000	22 May 2025
 24 Riviera Cr Ocean Grove	5	House	\$1,615,000	22 May 2025
 19 Cremona St Ocean Grove	5	House	\$1,270,000	21 May 2025
 6 Speke St Ocean Grove	5	House	\$1,170,000	21 May 2025
 68 Eggleston St Ocean Grove	3	House	\$915,000	20 May 2025
 22 Milborne Dr Ocean Grove	4	House	\$760,000	19 May 2025
 6 Sheoak Ct Ocean Grove	4	House	\$1,180,000	19 May 2025



Barwon Heads Office
Shop 2, 68 Hitchcock Avenue, Barwon Heads, 3227
03 9088 8968

jelliscraig.com.au

Data is current as of PDF generation date 01/07/2025

* Updated Quarterly for the past 12 months

^ Updated daily for the past quarter

~ Updated daily: 33 recent results.

This publication contains data, analytics, statistics and other information supplied by PROPERTYDATAONLINE PTY LTD (PropertyData). The data provided in this publication is of a general nature and should not be construed as specific advice or relied upon in lieu of appropriate professional advice.

PropertyData relies upon data supplied by third parties and while the data is checked and reviewed, PropertyData does not warrant the accuracy or completeness of the information to the full extent permitted by the law and excludes all loss or damage howsoever arising (including through negligence) in connection with the data supplied by PropertyData. The State of Victoria owns the copyright in the Property Sales Data and reproduction of that data in any way without the consent of the State of Victoria will constitute a breach of the Copyright Act 1968 (cth). The State of Victoria does not warrant the accuracy or completeness of the Property Sales Data and any person using or relying upon such information does so on the basis that the State of Victoria accepts no responsibility or liability whatsoever for any errors, faults, defects or omissions in the information supplied.