

Suburb Report

Know your neighbourhood.



Property Prices

Median House Price*

Median

\$958k

Quarterly Price Change

-1.33% ↓

Median Unit Price*


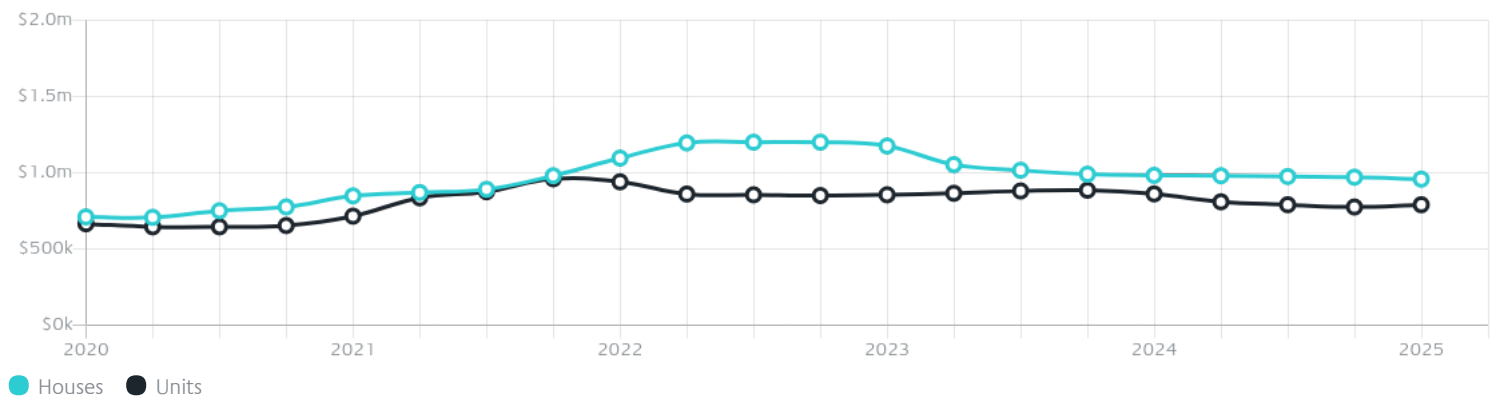
Median

\$790k

Quarterly Price Change

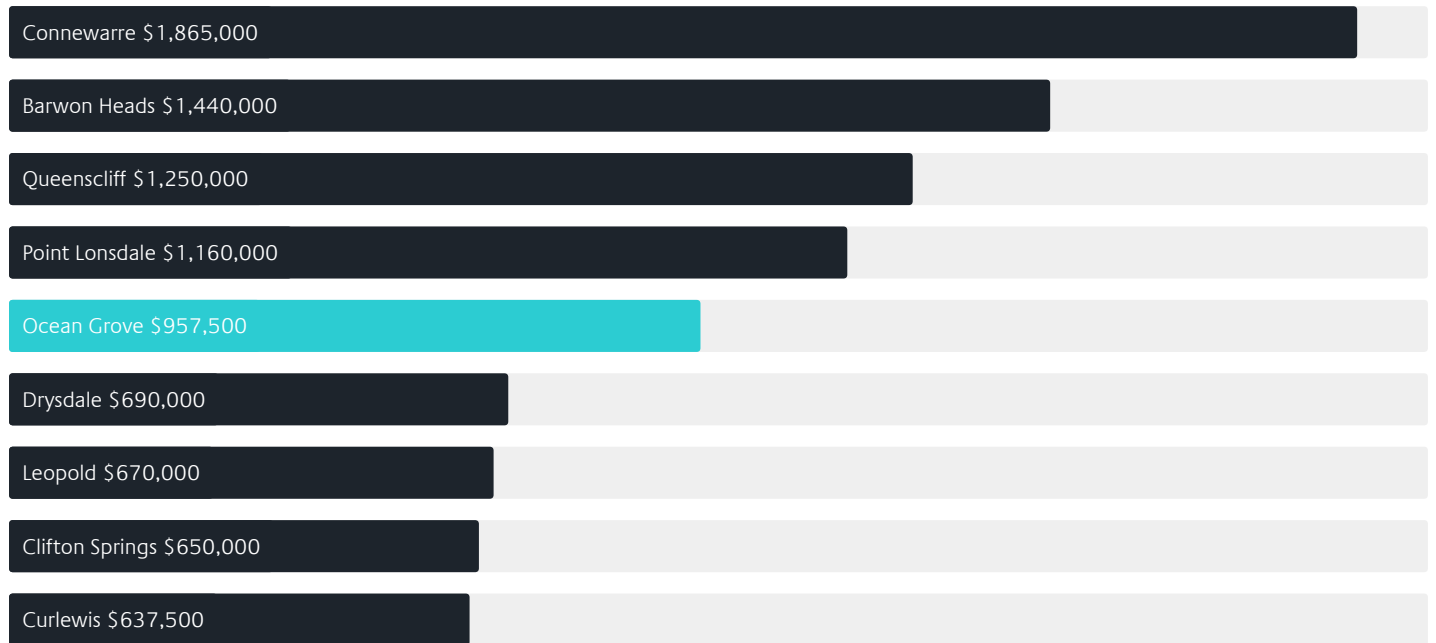
1.93% ↑

Quarterly Price Change*

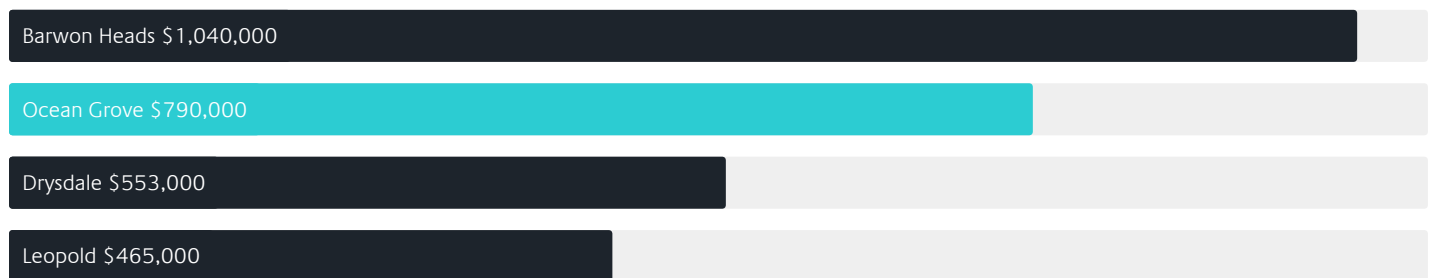


Surrounding Suburbs

Median House Sale Price*



Median Unit Sale Price*



Sales Snapshot

Sale Method^{*}



● Private 100%

Median Days on Market[^]

79 days

Average Hold Period^{*}

5.5 years

Insights

Dwelling Type[^]



● Houses 93% ● Units 7%

Ownership[^]



● Owned Outright 44% ● Mortgaged 40% ● Rented 15%

Population[^]

17,714

Median Asking Rent per week^{*}

\$573

Median Age[^]

43 years

Rental Yield^{*}













3.1%

Median Household Size[^]













2.5 people

Sold Properties~













Discover a snapshot of the most recent results for this suburb, to view the full 12 months of sales history, please go to jellisraig.com.au/suburbinsights

Address	Bedrooms	Type	Price	Sold
 28 Greenview Rise Ocean Grove	4	House	\$1,417,000	29 May 2025
 39 Fraser Cr Ocean Grove	4	House	\$960,000	27 May 2025
 206 Thacker St Ocean Grove	3	House	\$718,000	27 May 2025
 50 John Dory Dr Ocean Grove	4	House	\$880,000	27 May 2025
 2/53 The Terrace OCEAN GROVE	3	Townhouse	\$1,825,000	23 May 2025
 28 Wyatt St Ocean Grove	4	House	\$1,550,000	23 May 2025
 24 Riviera Cr Ocean Grove	5	House	\$1,615,000	22 May 2025
 68 Eggleston St Ocean Grove	3	House	\$915,000	20 May 2025
 22 Milborne Dr Ocean Grove	4	House	\$760,000	19 May 2025
 6 Sheoak Ct Ocean Grove	4	House	\$1,180,000	19 May 2025
 32 Lake Av Ocean Grove	4	House	\$1,510,000	16 May 2025
 12 Bucra St Ocean Grove	4	House	\$900,000	14 May 2025

Sold Properties~

Address		Bedrooms	Type	Price	Sold
 2/38 Baker St OCEAN GROVE		4	House	\$1,350,000	13 May 2025
 10 Cluney St Ocean Grove		4	House	\$890,000	09 May 2025
 104 Aldebaran Rd Ocean Grove		3	House	\$840,000	09 May 2025
 6-8 Bordeaux Ct Ocean Grove		4	House	\$1,500,000	09 May 2025
 122 Wallington Rd Ocean Grove		3	House	\$806,000	08 May 2025
 4 Teatree Cl Ocean Grove		3	House	\$825,000	08 May 2025
 18 Blackwood Pl OCEAN GROVE		5	House	\$1,415,000	02 May 2025
 1/4 Lyrebird St Ocean Grove		3	Townhouse	\$990,000	02 May 2025
 9 Dolphin Ct Ocean Grove		3	House	\$915,000	01 May 2025
 3/77 Dare St Ocean Grove		3	Townhouse	\$847,000	30 Apr 2025
 16 Anonyma St Ocean Grove		5	House	\$1,230,000	29 Apr 2025
 19 Richard Av OCEAN GROVE		3	House	\$910,000	29 Apr 2025

Sold Properties~

Address	Bedrooms	Type	Price	Sold
 11 Orton St Ocean Grove	4	House	\$1,300,000	29 Apr 2025
 10 Rosewood Dr Ocean Grove	4	House	\$920,000	24 Apr 2025
 5/57 Heathwood Way Ocean Grove	3	House	\$1,165,000	23 Apr 2025
 22 Silverwood Pde Ocean Grove	3	House	\$820,000	23 Apr 2025
 3b Sea Breeze Ct Ocean Grove	4	Townhouse	\$1,500,000	23 Apr 2025
 6 Senna Cirt Ocean Grove	4	House	\$1,165,000	22 Apr 2025
 10 The Parade Ocean Grove	4	House	\$1,450,000	22 Apr 2025
 153 The Avenue Ocean Grove	5	House	\$1,610,000	19 Apr 2025
 48 Somerdale Av OCEAN GROVE	4	House	\$1,070,000	18 Apr 2025
 2/24 Wilkinson Ct Ocean Grove	2	Unit	\$585,000	16 Apr 2025
 20 Seawind Pl Ocean Grove	3	House	\$960,000	15 Apr 2025
 27a Asbury St.W Ocean Grove	4	Townhouse	\$1,575,000	14 Apr 2025



Barwon Heads Office
Shop 2, 68 Hitchcock Avenue, Barwon Heads, 3227
03 9088 8968

jelliscraig.com.au

Data is current as of PDF generation date 01/06/2025

* Updated Quarterly for the past 12 months

^ Updated daily for the past quarter

~ Updated daily: 33 recent results.

This publication contains data, analytics, statistics and other information supplied by PROPERTYDATAONLINE PTY LTD (PropertyData). The data provided in this publication is of a general nature and should not be construed as specific advice or relied upon in lieu of appropriate professional advice.

PropertyData relies upon data supplied by third parties and while the data is checked and reviewed, PropertyData does not warrant the accuracy or completeness of the information to the full extent permitted by the law and excludes all loss or damage howsoever arising (including through negligence) in connection with the data supplied by PropertyData. The State of Victoria owns the copyright in the Property Sales Data and reproduction of that data in any way without the consent of the State of Victoria will constitute a breach of the Copyright Act 1968 (cth). The State of Victoria does not warrant the accuracy or completeness of the Property Sales Data and any person using or relying upon such information does so on the basis that the State of Victoria accepts no responsibility or liability whatsoever for any errors, faults, defects or omissions in the information supplied.