

Suburb Report

Know your neighbourhood.



Property Prices

Median House Price*

Median

\$958k

Quarterly Price Change

-1.33% ↓

Median Unit Price*


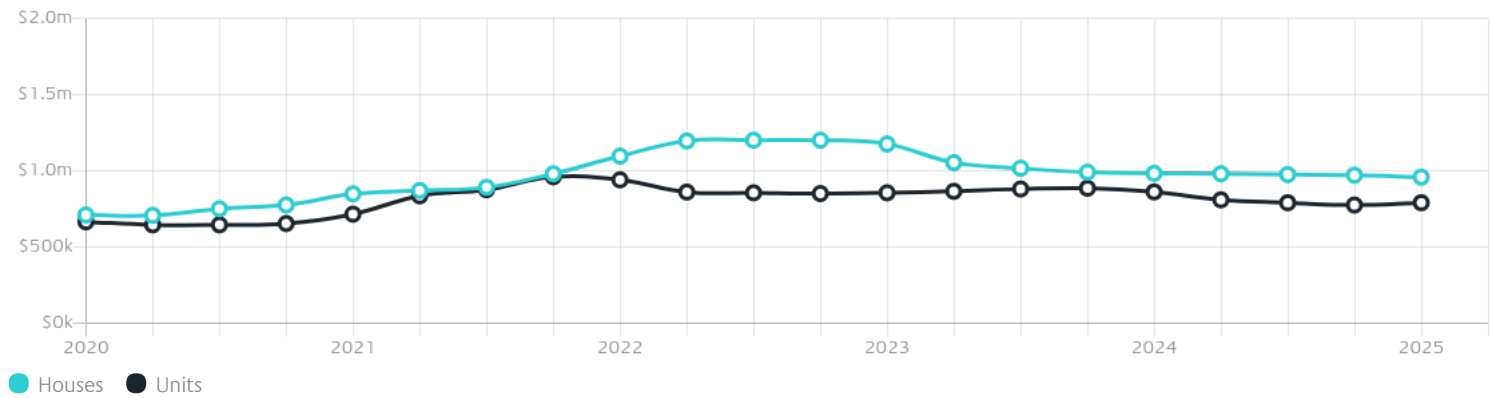
Median

\$790k

Quarterly Price Change

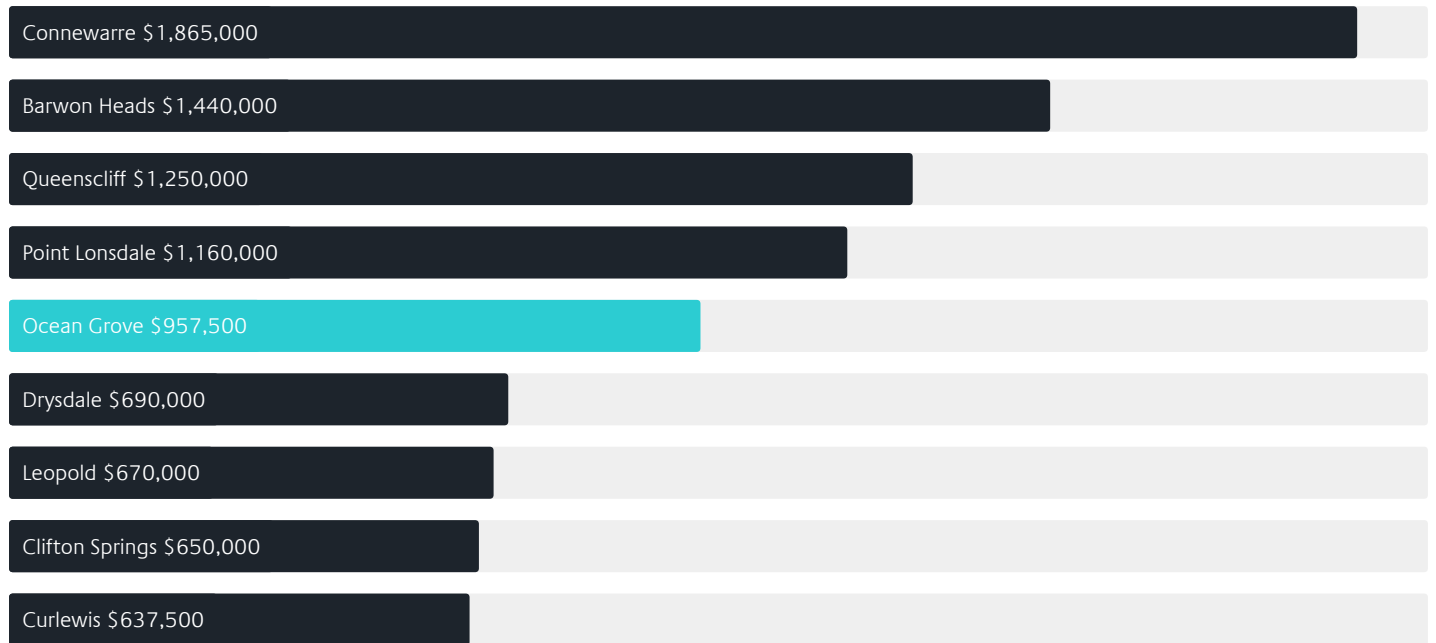
1.93% ↑

Quarterly Price Change*

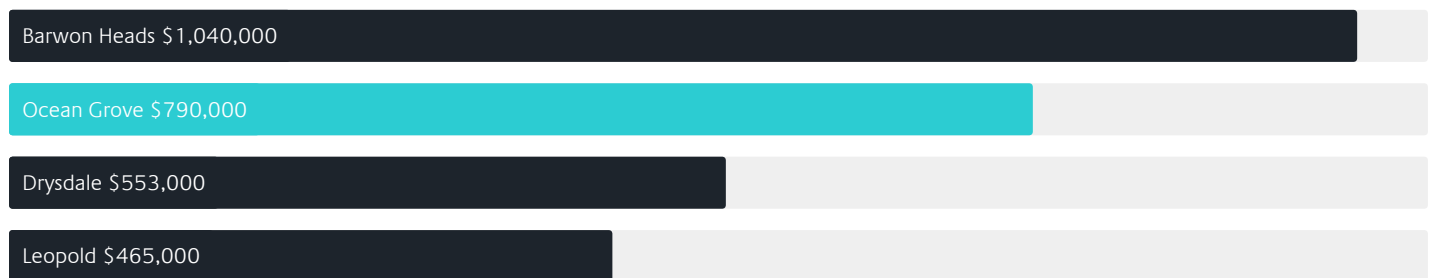


Surrounding Suburbs

Median House Sale Price*



Median Unit Sale Price*



Sales Snapshot

Sale Method^{*}



● Auction 3%
● Private 97%

Auction Clearance Rate^{*}

100%

Median Days on Market[^]

94 days

Average Hold Period^{*}

5.5 years

Insights

Dwelling Type[^]



● Houses 93% ● Units 7%

Ownership[^]



● Owned Outright 44% ● Mortgaged 40% ● Rented 15%

Population[^]

17,714

Median Asking Rent per week^{*}

\$573

Median Age[^]

43 years

Rental Yield^{*}













3.1%

Median Household Size[^]













2.5 people

Sold Properties~













Discover a snapshot of the most recent results for this suburb, to view the full 12 months of sales history, please go to jellisicraig.com.au/suburbinsights

Address	Bedrooms	Type	Price	Sold
 3/77 Dare St Ocean Grove	3	Townhouse	\$847,000	30 Apr 2025
 19 Richard Av OCEAN GROVE	3	House	\$910,000	29 Apr 2025
 10 Rosewood Dr Ocean Grove	4	House	\$920,000	24 Apr 2025
 5/57 Heathwood Way Ocean Grove	3	House	\$1,165,000	23 Apr 2025
 22 Silverwood Pde Ocean Grove	3	House	\$820,000	23 Apr 2025
 3b Sea Breeze Ct Ocean Grove	4	Townhouse	\$1,500,000	23 Apr 2025
 6 Senna Cirt Ocean Grove	4	House	\$1,165,000	22 Apr 2025
 10 The Parade Ocean Grove	4	House	\$1,450,000	22 Apr 2025
 48 Somerdale Av OCEAN GROVE	4	House	\$1,070,000	18 Apr 2025
 2/24 Wilkinson Ct Ocean Grove	2	Unit	\$585,000	16 Apr 2025
 8 Watkin St Ocean Grove	4	House	\$1,295,000	05 Apr 2025
 68 Cerberus Dr Ocean Grove	3	House	\$870,000	03 Apr 2025

Sold Properties~

Address	Bedrooms	Type	Price	Sold
 31 Kingston Downs Dr Ocean Grove	4	House	\$800,000	01 Apr 2025
 120 Wallington Rd OCEAN GROVE	2	House	\$680,000	31 Mar 2025
 57 Endeavour Dr Ocean Grove	4	House	\$875,000	31 Mar 2025
 56 Duneview Dr Ocean Grove	4	House	\$890,000	30 Mar 2025
 106 Devlins Rd Ocean Grove	4	House	\$922,000	26 Mar 2025
 1 / 104 The Terrace Ocean Grove	2	Unit	\$742,000	26 Mar 2025
 46 Minerva Cl Ocean Grove	3	House	\$980,000	21 Mar 2025
 23a Raven Cl Ocean Grove	4	House	\$1,570,000	20 Mar 2025
 51b The Avenue Ocean Grove	4	Townhouse	\$2,840,000	20 Mar 2025
 79 John Dory Dr Ocean Grove	2	House	\$730,000	19 Mar 2025
 22-24 Goandra Dr Ocean Grove	4	House	\$2,795,000	19 Mar 2025
 23 Parkview Av Ocean Grove	3	House	\$735,000	19 Mar 2025

Sold Properties~

Address	Bedrooms	Type	Price	Sold
 1/88 Powell St Ocean Grove	3	House	\$870,000	18 Mar 2025
 2/116 The Avenue Ocean Grove	3	House	\$720,000	18 Mar 2025
 26 Watkin St Ocean Grove	2	House	\$785,000	17 Mar 2025
 18 Antares Ct Ocean Grove	2	House	\$870,000	13 Mar 2025
 2 Gumdrop Dr Ocean Grove	4	House	\$945,000	11 Mar 2025
 12 Sheoak Ct Ocean Grove	4	House	\$1,030,000	11 Mar 2025
 118 Oakdean Blvd Ocean Grove	3	House	\$910,000	10 Mar 2025
 25 Shorebreak Way Ocean Grove	4	House	\$890,000	08 Mar 2025
 30 Lady Earl Cr Ocean Grove	4	House	\$860,000	06 Mar 2025
 70 Aldebaran Rd Ocean Grove	3	House	\$1,150,000	06 Mar 2025
 20 Awaroa St Ocean Grove	4	House	\$945,000	05 Mar 2025
 13 Hilda Av Ocean Grove	3	House	\$797,500	04 Mar 2025



Barwon Heads Office
Shop 2, 68 Hitchcock Avenue, Barwon Heads, 3227
03 9088 8968

jelliscraig.com.au

Data is current as of PDF generation date 01/05/2025

* Updated Quarterly for the past 12 months

^ Updated daily for the past quarter

~ Updated daily: 33 recent results.

This publication contains data, analytics, statistics and other information supplied by PROPERTYDATAONLINE PTY LTD (PropertyData). The data provided in this publication is of a general nature and should not be construed as specific advice or relied upon in lieu of appropriate professional advice.

PropertyData relies upon data supplied by third parties and while the data is checked and reviewed, PropertyData does not warrant the accuracy or completeness of the information to the full extent permitted by the law and excludes all loss or damage howsoever arising (including through negligence) in connection with the data supplied by PropertyData. The State of Victoria owns the copyright in the Property Sales Data and reproduction of that data in any way without the consent of the State of Victoria will constitute a breach of the Copyright Act 1968 (cth). The State of Victoria does not warrant the accuracy or completeness of the Property Sales Data and any person using or relying upon such information does so on the basis that the State of Victoria accepts no responsibility or liability whatsoever for any errors, faults, defects or omissions in the information supplied.