

# *Suburb* **INSIGHTS**

3204  
ORMOND



Data that shapes your suburb.

**Jellis  
Craig**

# Property Prices

## Median House Price\*

Median

**\$1.79m**

Quarterly Price Change

**-0.19% ↓**

## Median Unit Price\*

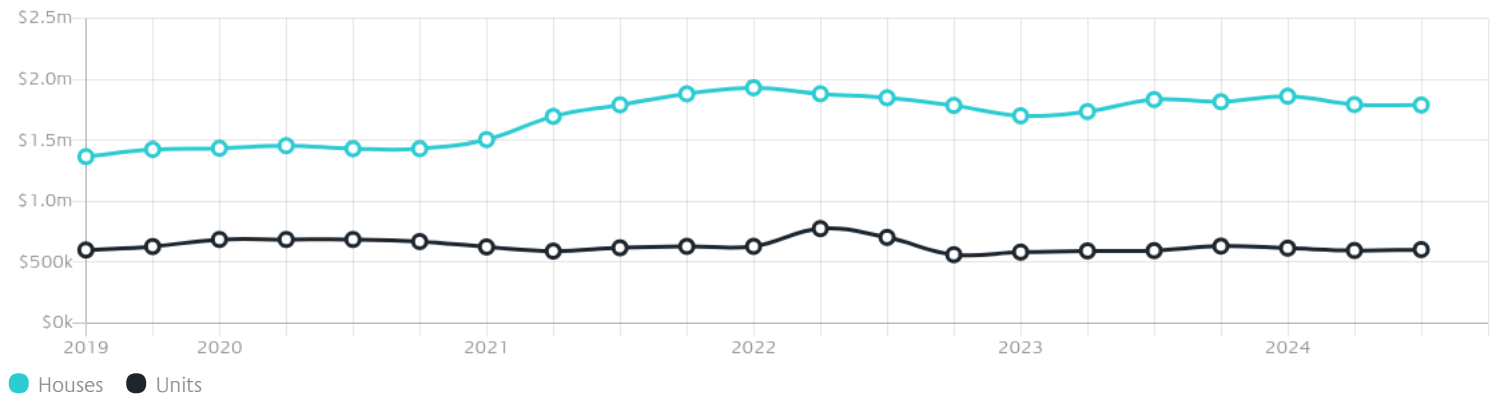
Median

**\$604k**

Quarterly Price Change

**1.25% ↑**

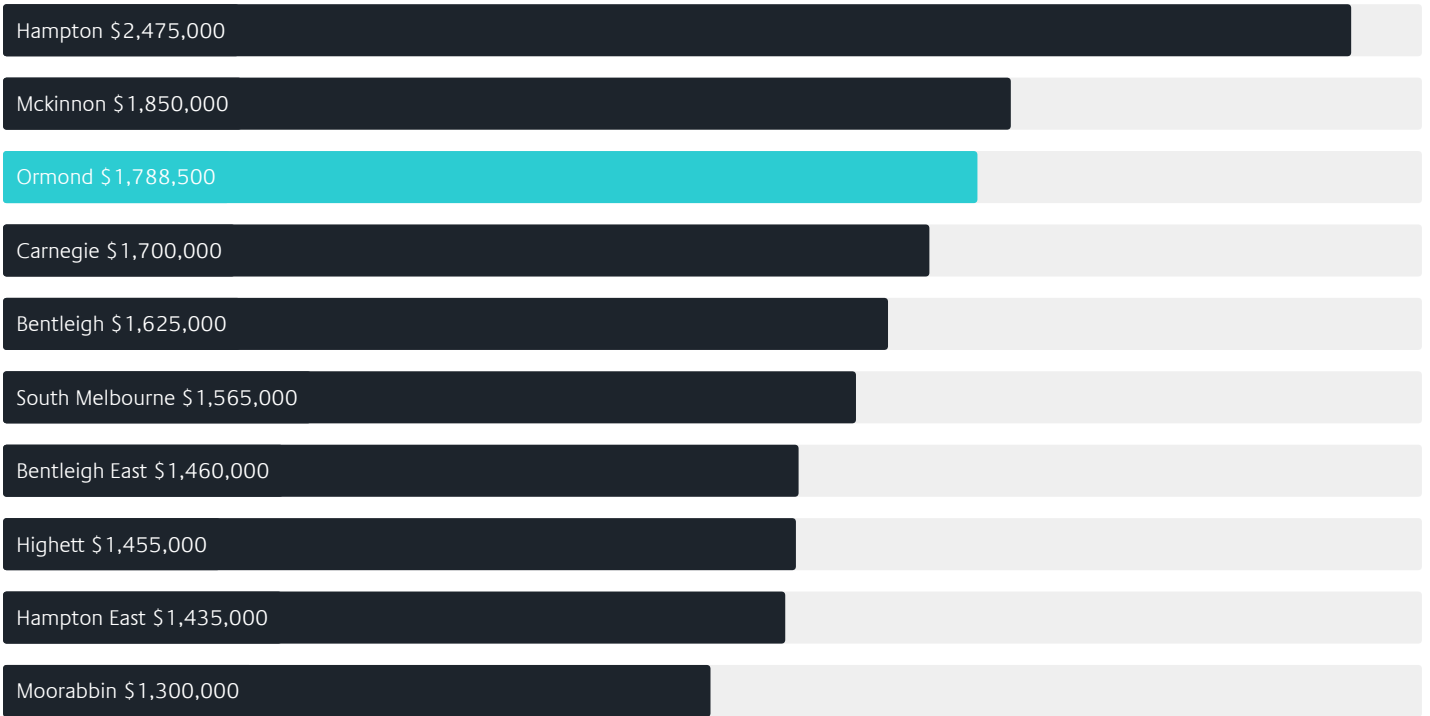
## Quarterly Price Change\*



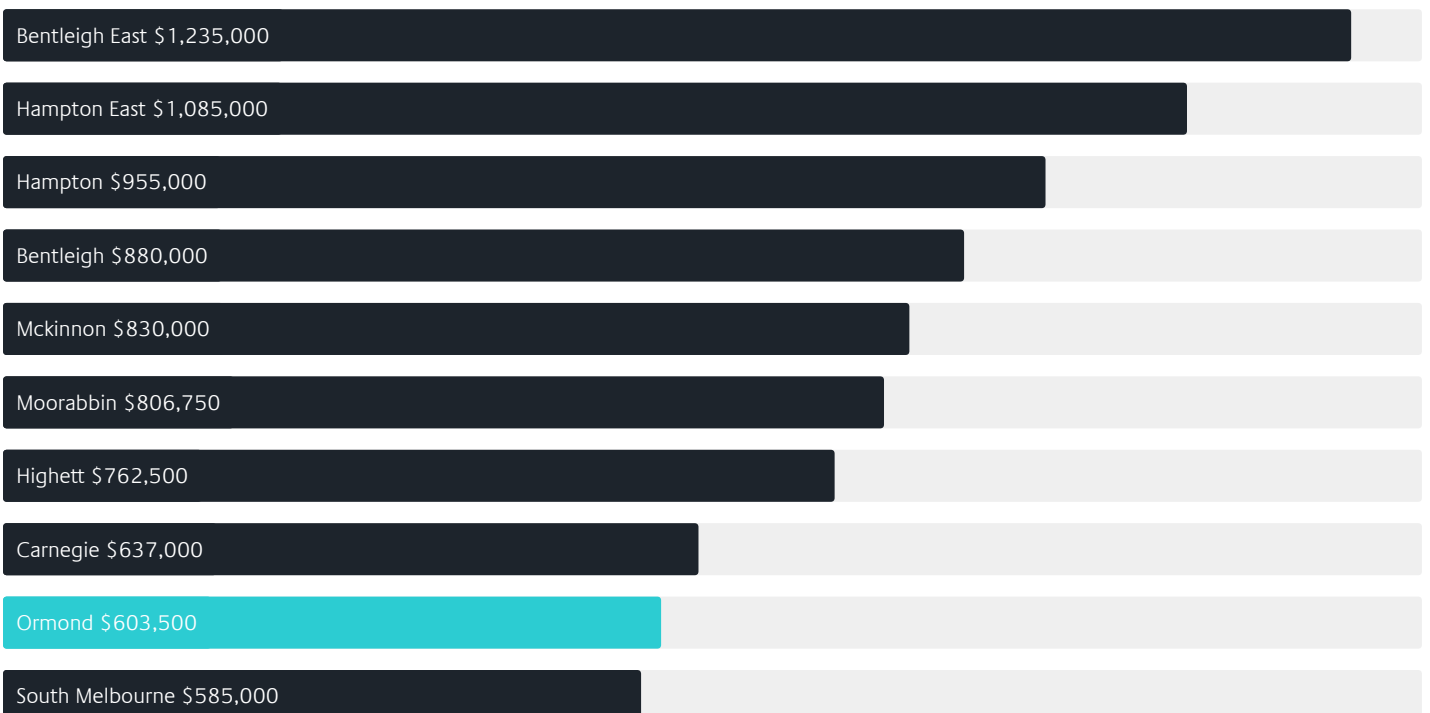
# Surrounding Suburbs

---

## Median House Sale Price\*



## Median Unit Sale Price\*



# Sales Snapshot

## Sale Method<sup>\*</sup>



● Auction 93%  
● Private 7%

## Auction Clearance Rate<sup>\*</sup>

64.1%

## Median Days on Market<sup>^</sup>

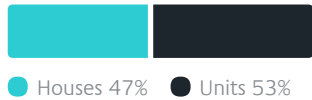
25 days

## Average Hold Period<sup>\*</sup>

7.9 years

# Insights

## Dwelling Type<sup>^</sup>



## Ownership<sup>^</sup>



## Population<sup>^</sup>

8,328

## Median Asking Rent per week<sup>\*</sup>

\$700

## Population Growth<sup>^</sup>

-1.06%

## Rental Yield<sup>\*</sup>

2.04%

## Median Age<sup>^</sup>













37 years

## Median Household Size<sup>^</sup>













2.5 people

# Sold Properties~













Discover a snapshot of the most recent results for this suburb, to view the full 12 months of sales history, please go to [jellisraig.com.au/suburbinsights](https://jellisraig.com.au/suburbinsights)

Address	Bedrooms	Type	Price	Sold
 2 Coane St Ormond	3	House	\$1,860,000	23 Nov 2024
 134 Wheatley Rd Ormond	5	House	\$2,620,000	17 Nov 2024
 9b Walsh St Ormond	4	Townhouse	\$1,615,000	16 Nov 2024
 2/424 North Rd Ormond	2	Villa	\$743,000	09 Nov 2024
 27 Thompson St Ormond	4	House	\$2,385,000	09 Nov 2024
 2/35 Stewart St Ormond	3	Unit	\$1,022,000	09 Nov 2024
 1/128 Wheatley Rd Ormond	3	Townhouse	\$1,390,000	06 Nov 2024
 5/575 North Rd Ormond	2	Apartment	\$600,000	31 Oct 2024
 106/575 North Rd Ormond	2	Apartment	\$555,000	30 Oct 2024
 1/47 Wheeler St Ormond	2	Townhouse	\$788,000	26 Oct 2024
 4/11 Ormond Rd Ormond	2	Apartment	\$470,000	26 Oct 2024
 9/13 Ormond Rd Ormond	1	Apartment	\$385,000	23 Oct 2024

# Sold Properties~

Address	Bedrooms	Type	Price	Sold
 3/17 Arnott St Ormond	1	Strata Unit/Flat	\$305,000	23 Oct 2024
 50 Katandra Rd Ormond	4	House	\$2,088,000	19 Oct 2024
 8a Florence St Ormond	4	Townhouse	\$1,409,500	09 Oct 2024
 9/49 Ulupna Rd Ormond	1	Strata Unit/Flat	\$330,000	01 Oct 2024
 2/498 North Rd Ormond	2	Unit	\$630,000	27 Sep 2024
 4/300 Grange Rd Ormond	2	Apartment	\$545,000	23 Sep 2024
 3/14 Lillimur Rd Ormond	2	Townhouse	\$872,500	21 Sep 2024
 18 Fraser St Ormond	4	House	\$1,935,000	21 Sep 2024
 5/498 North Rd Ormond	2	Strata Unit/Flat	\$565,000	20 Sep 2024
 6/17 Arnott St Ormond	1	Apartment	\$290,000	19 Sep 2024
 3/31 Draper St Ormond	2	Unit	\$940,000	14 Sep 2024
 2/19 Wheeler St Ormond	3	Townhouse	\$1,350,000	14 Sep 2024

# Sold Properties~

Address	Bedrooms	Type	Price	Sold
 12/26 Holloway St Ormond	2	Apartment	\$622,500	12 Sep 2024
 7/20 Katandra Rd Ormond	2	Apartment	\$555,000	12 Sep 2024
 8/6 Ormond Rd Ormond	1	Apartment	\$270,000	08 Sep 2024
 2/4 Holloway St Ormond	1	Strata Unit/Flat	\$295,000	02 Sep 2024
 2/21 Lillimur Rd Ormond	1	Apartment	\$467,500	31 Aug 2024
 16/26 Holloway St Ormond	1	Apartment	\$375,000	31 Aug 2024
 6/47 Murray Rd Ormond	2	Unit	\$825,000	31 Aug 2024
 6/2 Ulupna Rd Ormond	1	Apartment	\$472,000	29 Aug 2024
 3/47 Wheeler St Ormond	2	Townhouse	\$687,500	24 Aug 2024
 2 Stewart St Ormond	3	House	\$1,380,000	24 Aug 2024
 3/7 Leila Rd Ormond	1	Apartment	\$395,000	20 Aug 2024
 1/245 Grange Rd Ormond	4	Townhouse	\$1,570,000	16 Aug 2024



Please contact your local Jellis Craig office

[jelliscraig.com.au](http://jelliscraig.com.au)

Data is current as of PDF generation date 01/12/2024

\* Updated Quarterly for the past 12 months

^ Updated daily for the past quarter

~ Updated daily: 33 recent results.

This publication contains data, analytics, statistics and other information supplied by PROPERTYDATAONLINE PTY LTD (PropertyData). The data provided in this publication is of a general nature and should not be construed as specific advice or relied upon in lieu of appropriate professional advice.

PropertyData relies upon data supplied by third parties and while the data is checked and reviewed, PropertyData does not warrant the accuracy or completeness of the information to the full extent permitted by the law and excludes all loss or damage howsoever arising (including through negligence) in connection with the data supplied by PropertyData. The State of Victoria owns the copyright in the Property Sales Data and reproduction of that data in any way without the consent of the State of Victoria will constitute a breach of the Copyright Act 1968 (cth). The State of Victoria does not warrant the accuracy or completeness of the Property Sales Data and any person using or relying upon such information does so on the basis that the State of Victoria accepts no responsibility or liability whatsoever for any errors, faults, defects or omissions in the information supplied.