

# *Suburb Report*

Know your neighbourhood.



# Property Prices

## Median House Price\*

Median

**\$1.79m**

Quarterly Price Change

**0.19% ↑**

## Median Unit Price\*

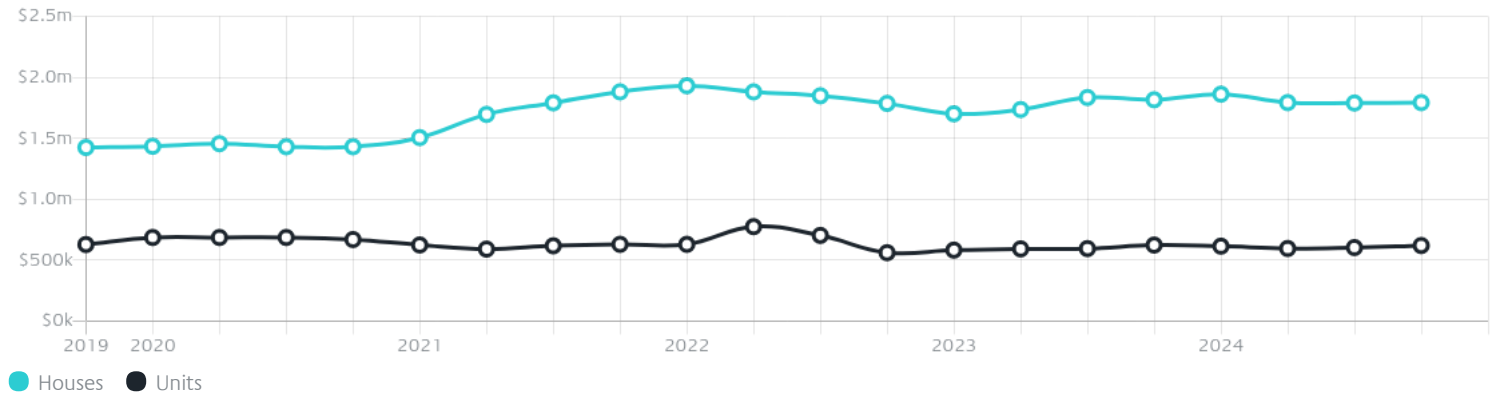
Median

**\$620k**

Quarterly Price Change

**2.73% ↑**

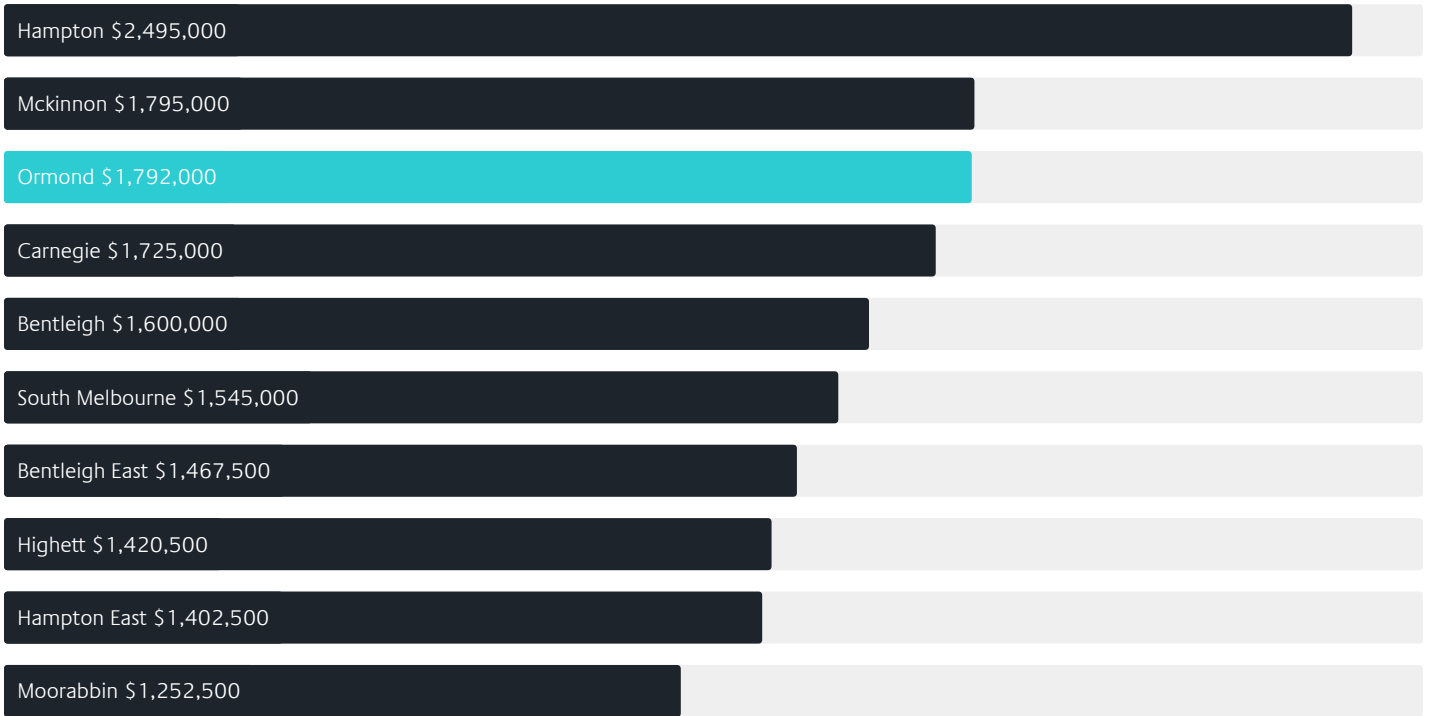
## Quarterly Price Change\*



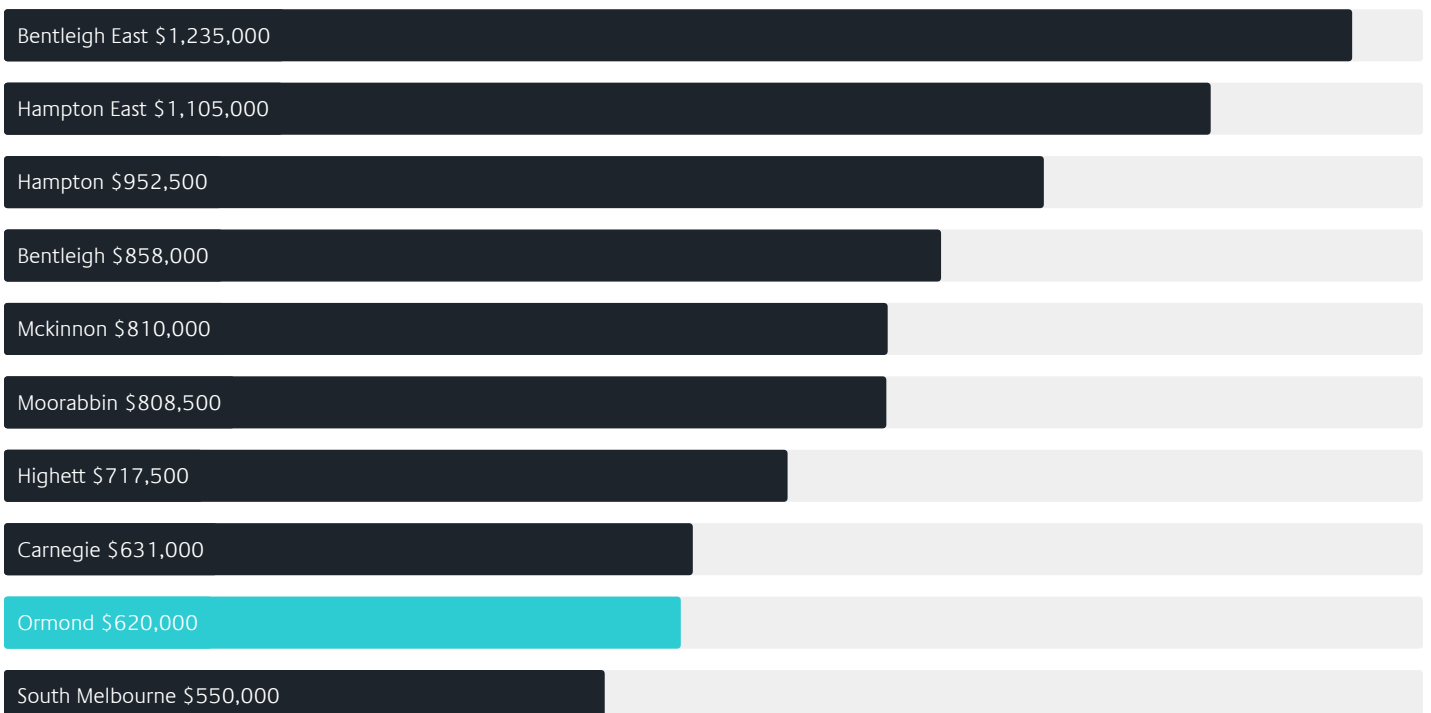
# Surrounding Suburbs

---

## Median House Sale Price\*



## Median Unit Sale Price\*



# Sales Snapshot

## Sale Method<sup>\*</sup>



● Auction 56%  
● Private 44%

## Auction Clearance Rate<sup>\*</sup>

82.61%

## Median Days on Market<sup>^</sup>

24 days

## Average Hold Period<sup>\*</sup>

7.9 years

# Insights

## Dwelling Type<sup>^</sup>



● Houses 47% ● Units 53%

## Ownership<sup>^</sup>



● Owned Outright 31% ● Mortgaged 35% ● Rented 34%

## Population<sup>^</sup>

8,328

## Median Asking Rent per week<sup>\*</sup>

\$700

## Population Growth<sup>^</sup>

-1.06%

## Rental Yield<sup>\*</sup>

2.04%

## Median Age<sup>^</sup>













37 years

## Median Household Size<sup>^</sup>













2.5 people

# Sold Properties~













Discover a snapshot of the most recent results for this suburb, to view the full 12 months of sales history, please go to [jellisraig.com.au/suburbinsights](https://jellisraig.com.au/suburbinsights)

Address	Bedrooms	Type	Price	Sold
 3 Carcoola Ct Ormond	4	House	\$2,210,000	28 Feb 2025
 230 Booran Rd Ormond	3	House	\$1,788,000	23 Feb 2025
 4/273 Grange Rd Ormond	2	Unit	\$632,000	16 Feb 2025
 12/11 Holloway St Ormond	1	Apartment	\$251,000	13 Feb 2025
 4/29 Holloway St Ormond	2	House	\$599,500	12 Feb 2025
 4d Oakleigh Rd Ormond	2	Unit	\$1,006,000	08 Feb 2025
 11/18 Ulupna Rd Ormond	1	Apartment	\$360,000	05 Feb 2025
 2/19 Lillimur Rd Ormond	2	Unit	\$750,000	02 Feb 2025
 6/24 Lillimur Rd Ormond	1	Apartment	\$366,000	01 Feb 2025
 6/30 Walsh St Ormond	1	Apartment	\$330,000	28 Jan 2025
 40a Garfield Av Ormond	4	Townhouse	\$1,830,000	15 Jan 2025
 7/630 North Rd Ormond	2	Apartment	\$365,000	14 Jan 2025

# Sold Properties~

Address	Bedrooms	Type	Price	Sold
 6/26 Holloway St Ormond	2	Strata Unit/Flat	\$542,500	30 Dec 2024
 21 Carlyon St Ormond	4	House	\$1,435,200	21 Dec 2024
 1/30 Lillimur Rd ORMOND	2	Unit	\$439,500	20 Dec 2024
 2/366 North Rd Ormond	2	Unit	\$680,000	19 Dec 2024
 2/38 Lillimur Rd ORMOND	2	Strata Unit/Flat	\$485,000	19 Dec 2024
 6/601 North Rd Ormond	3	Apartment	\$628,000	14 Dec 2024
 6 Cadby Av Ormond	6	House	\$2,275,000	12 Dec 2024
 35/30 Lillimur Rd Ormond	2	Apartment	\$450,000	10 Dec 2024
 4/29 Ulupna Rd Ormond	2	Unit	\$690,000	07 Dec 2024
 1/23 Murray Rd Ormond	3	Flat/Unit/Apartment	\$1,198,000	07 Dec 2024
 7/28 Lillimur Rd Ormond	1	Unit	\$320,000	07 Dec 2024
 3/37 Murray Rd ORMOND	2	Villa	\$700,000	05 Dec 2024

# Sold Properties~

Address	Bedrooms	Type	Price	Sold
 9/472 North Rd Ormond	2	Strata Unit/Flat	\$335,000	02 Dec 2024
 62 Ulupna Rd Ormond	4	House	\$1,900,000	28 Nov 2024
 700 North Rd Ormond	3	House	\$1,545,000	23 Nov 2024
 2 Coane St Ormond	3	House	\$1,860,000	23 Nov 2024
 2/47 Murray Rd Ormond	2	Flat/Unit/Apartment	\$780,000	19 Nov 2024
 1/68 Hall St Ormond	4	Flat/Unit/Apartment	\$1,730,000	18 Nov 2024
 1/30 Walsh St Ormond	1	Strata Unit/Flat	\$369,000	18 Nov 2024
 134 Wheatley Rd Ormond	5	House	\$2,620,000	17 Nov 2024
 9b Walsh St Ormond	4	Townhouse	\$1,615,000	16 Nov 2024
 2/24 Katandra Rd Ormond	2	Unit	\$875,000	12 Nov 2024
 3/2 Ulupna Rd Ormond	2	Strata Unit/Flat	\$495,000	12 Nov 2024
 129 Wheatley Rd Ormond	3	House	\$1,660,000	09 Nov 2024





Please contact your local Jellis Craig office

[jelliscraig.com.au](http://jelliscraig.com.au)

Data is current as of PDF generation date 01/03/2025

\* Updated Quarterly for the past 12 months

^ Updated daily for the past quarter

~ Updated daily: 33 recent results.

This publication contains data, analytics, statistics and other information supplied by PROPERTYDATAONLINE PTY LTD (PropertyData). The data provided in this publication is of a general nature and should not be construed as specific advice or relied upon in lieu of appropriate professional advice.

PropertyData relies upon data supplied by third parties and while the data is checked and reviewed, PropertyData does not warrant the accuracy or completeness of the information to the full extent permitted by the law and excludes all loss or damage howsoever arising (including through negligence) in connection with the data supplied by PropertyData. The State of Victoria owns the copyright in the Property Sales Data and reproduction of that data in any way without the consent of the State of Victoria will constitute a breach of the Copyright Act 1968 (cth). The State of Victoria does not warrant the accuracy or completeness of the Property Sales Data and any person using or relying upon such information does so on the basis that the State of Victoria accepts no responsibility or liability whatsoever for any errors, faults, defects or omissions in the information supplied.