

Suburb Report

Know your neighbourhood.



Property Prices

Median House Price*

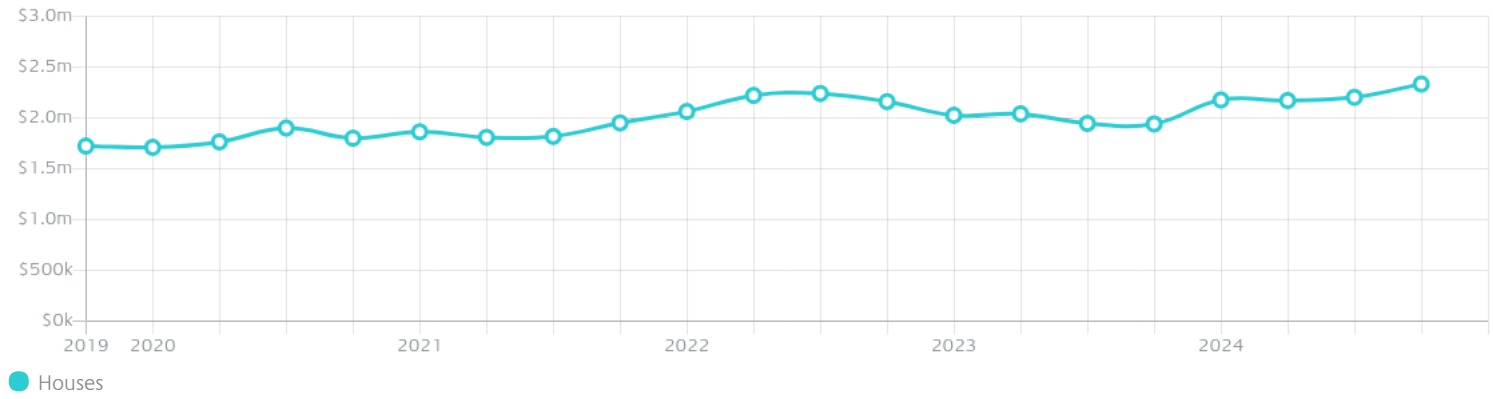
Median

\$2.33m

Quarterly Price Change

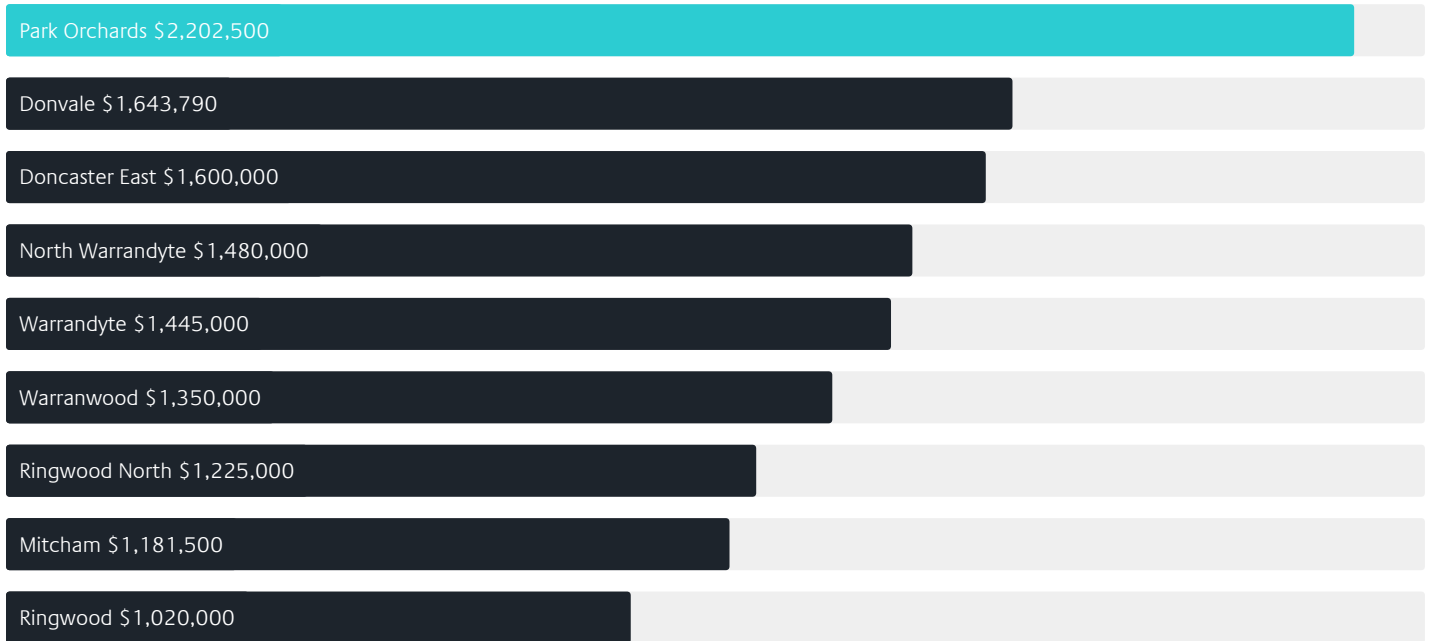
5.90% ↑

Quarterly Price Change*



Surrounding Suburbs

Median House Sale Price*



Median Unit Sale Price*



Sales Snapshot

Sale Method^{*}



● Private 100%

Median Days on Market[^]

86 days

Average Hold Period^{*}

6.9 years

Insights

Dwelling Type[^]



● Houses 100% ● Units 0%

Ownership[^]



● Owned Outright 50% ● Mortgaged 47% ● Rented 3%

Population[^]

3,835

Median Asking Rent per week^{*}

\$975

Population Growth[^]

0.34%

Rental Yield^{*}

2.81%

Median Age[^]













45 years

Median Household Size[^]













3.2 people

Sold Properties~













Discover a snapshot of the most recent results for this suburb, to view the full 12 months of sales history, please go to jellisraig.com.au/suburbinsights

| Address | Bedrooms | Type | Price | Sold |
|---|----------|--------------------|-------------|-------------|
|  109-111 Berringa Rd Park Orchards | 4 | House | \$2,205,000 | 18 Feb 2025 |
|  8 Paddys La Park Orchards | 4 | House | \$1,690,000 | 01 Feb 2025 |
|  140-142 Berringa Rd Park Orchards | 5 | House | \$3,830,500 | 29 Jan 2025 |
|  1 Gosford Cr Park Orchards | 4 | Hobby Farm < 20 ha | \$1,650,000 | 19 Dec 2024 |
|  5 Raymond Elliot Ct PARK ORCHARDS | 4 | House | \$1,475,000 | 25 Nov 2024 |
|  1 Orchid Ct Park Orchards | 5 | House | \$2,602,000 | 19 Nov 2024 |
|  9-11 Frogmore Cr Park Orchards | 4 | House | \$1,820,000 | 11 Nov 2024 |
|  64 Berringa Rd Park Orchards | 8 | House | \$2,350,000 | 07 Nov 2024 |
|  22 Milne Rd Park Orchards | 4 | House | \$2,048,000 | 04 Nov 2024 |
|  138 Berringa Rd PARK ORCHARDS | 5 | House | \$3,320,750 | 29 Oct 2024 |
|  556 Park Rd Park Orchards | 4 | House | \$1,325,000 | 29 Oct 2024 |
|  1-3 Feversham Av Park Orchards | 4 | House | \$1,680,000 | 18 Oct 2024 |

Sold Properties~

| Address | Bedrooms | Type | Price | Sold |
|---|----------|-------|-------------|-------------|
|  55-59 South Valley Rd Park Orchards | 5 | House | \$2,605,000 | 17 Oct 2024 |
|  7 Villanova Ct Park Orchards | 5 | House | \$3,200,000 | 16 Oct 2024 |
|  640 Park Rd Park Orchards | 4 | House | \$2,390,000 | 30 Sep 2024 |
|  18-20 Enfield Av Park Orchards | 4 | House | \$2,650,000 | 17 Sep 2024 |
|  576-578 Park Rd Park Orchards | 4 | House | \$1,350,000 | 16 Sep 2024 |
|  9 Feversham Av Park Orchards | 4 | House | \$2,430,000 | 12 Sep 2024 |
|  576 Park Rd Park Orchards | 4 | House | \$1,350,000 | 11 Sep 2024 |
|  22 Camber Av Park Orchards | 4 | House | \$1,511,000 | 30 Aug 2024 |
|  22-24 Camber Av Park Orchards | 4 | House | \$1,511,000 | 27 Aug 2024 |
|  504 Park Rd Park Orchards | 5 | House | \$1,932,000 | 21 Aug 2024 |
|  16-18 Arundel Rd PARK ORCHARDS | 4 | House | \$1,680,000 | 18 Aug 2024 |
|  16 Arundel Rd Park Orchards | 4 | House | \$1,680,000 | 18 Aug 2024 |

Sold Properties~

| Address | Bedrooms | Type | Price | Sold |
|--|----------|-------|-------------|-------------|
|  10-12 Enfield Av Park Orchards | 4 | House | \$1,670,000 | 16 Aug 2024 |
|  11 Aviemore Av Park Orchards | 4 | House | \$1,900,000 | 08 Aug 2024 |
|  113 Smedley Rd Park Orchards | 4 | House | \$1,910,000 | 07 Aug 2024 |
|  22-24 Dalry Av Park Orchards | 4 | House | \$2,710,000 | 02 Aug 2024 |
|  148-150 Berringa Rd Park Orchards | 4 | House | \$1,900,000 | 19 Jul 2024 |
|  520-522 Park Rd Park Orchards | 4 | House | \$3,580,000 | 02 Jul 2024 |
|  77-79 Gosford Ct Park Orchards | 5 | House | \$2,350,000 | 24 Jun 2024 |
|  700 Park Rd Park Orchards | 5 | House | \$2,405,000 | 27 May 2024 |
|  121 Arundel Rd Park Orchards | 4 | House | \$2,610,000 | 13 May 2024 |
|  121-123 Arundel Rd Park Orchards | 5 | House | \$2,610,000 | 13 May 2024 |
|  47-49 Ennismore Cr Park Orchards | 3 | House | \$1,760,000 | 09 May 2024 |
|  23 Aviemore Av Park Orchards | 3 | House | \$1,650,000 | 09 May 2024 |



Doncaster Office
Level 1 / 1006 Doncaster Road, Doncaster
03 8841 4888

jelliscraig.com.au

Data is current as of PDF generation date 01/03/2025

* Updated Quarterly for the past 12 months

^ Updated daily for the past quarter

~ Updated daily: 33 recent results.

This publication contains data, analytics, statistics and other information supplied by PROPERTYDATAONLINE PTY LTD (PropertyData). The data provided in this publication is of a general nature and should not be construed as specific advice or relied upon in lieu of appropriate professional advice.

PropertyData relies upon data supplied by third parties and while the data is checked and reviewed, PropertyData does not warrant the accuracy or completeness of the information to the full extent permitted by the law and excludes all loss or damage howsoever arising (including through negligence) in connection with the data supplied by PropertyData. The State of Victoria owns the copyright in the Property Sales Data and reproduction of that data in any way without the consent of the State of Victoria will constitute a breach of the Copyright Act 1968 (cth). The State of Victoria does not warrant the accuracy or completeness of the Property Sales Data and any person using or relying upon such information does so on the basis that the State of Victoria accepts no responsibility or liability whatsoever for any errors, faults, defects or omissions in the information supplied.