

## *Suburb Report*

Know your neighbourhood.



# Property Prices

## Median House Price\*

Median

**\$1.51m**

Quarterly Price Change

**-0.16% ↓**

## Median Unit Price\*


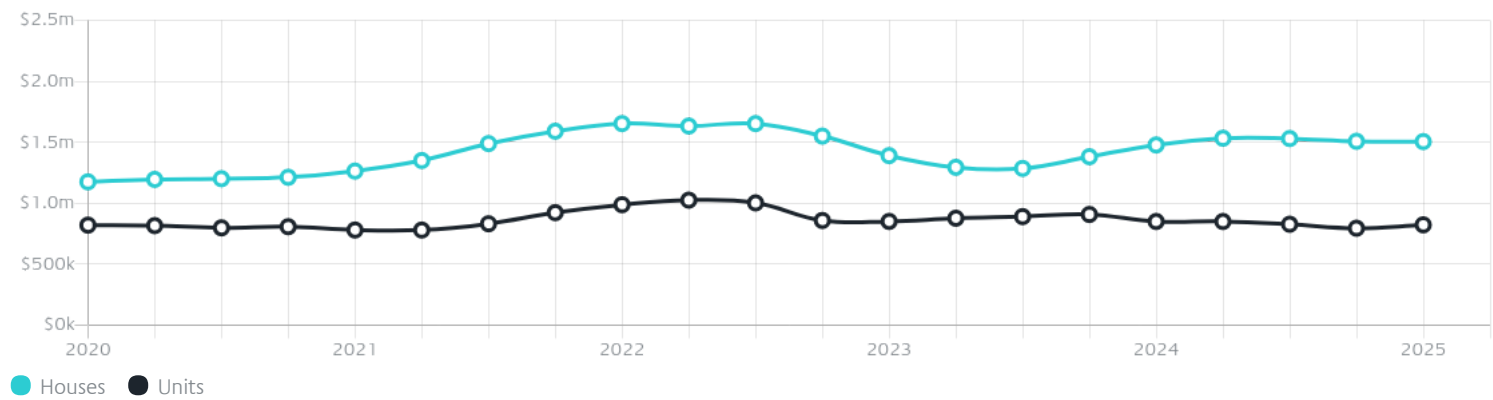
Median

**\$823k**

Quarterly Price Change

**3.45% ↑**

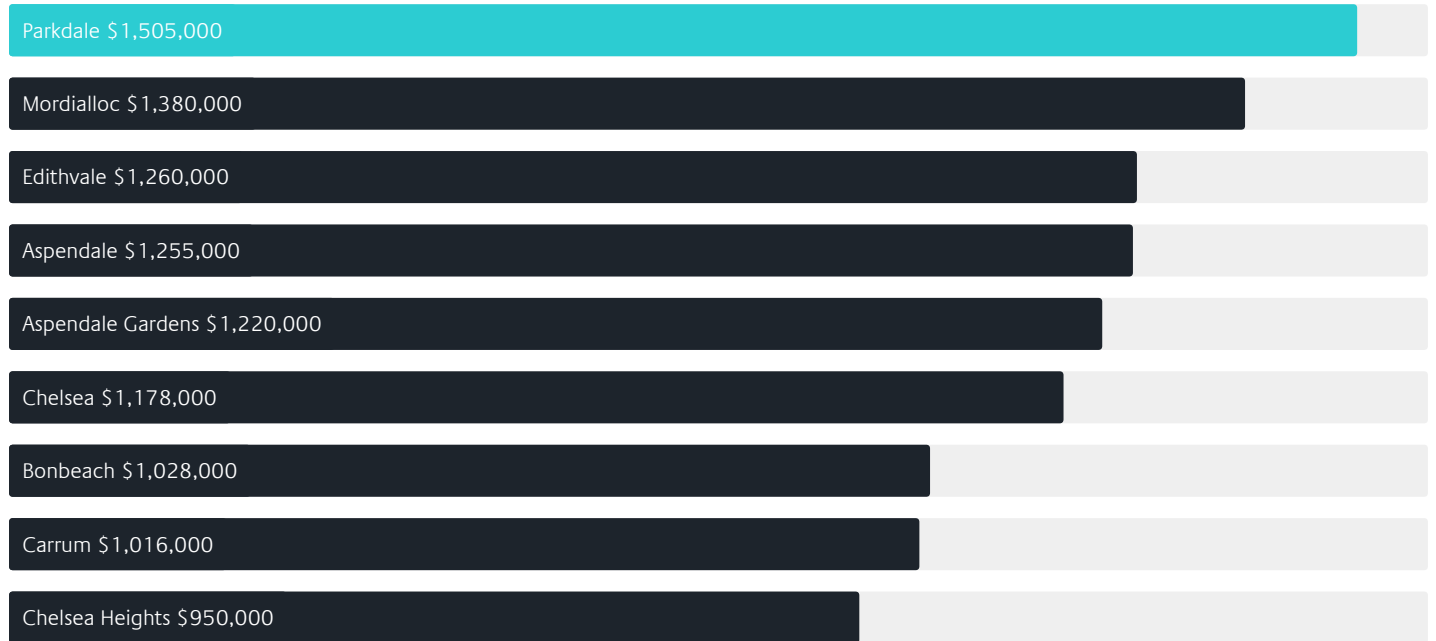
## Quarterly Price Change\*



# Surrounding Suburbs

---

## Median House Sale Price\*



## Median Unit Sale Price\*



# Sales Snapshot

## Sale Method\*



● Auction 64%  
● Private 36%

## Auction Clearance Rate\*

86.05%

## Median Days on Market^

24 days

## Average Hold Period\*

8.6 years

# Insights

## Dwelling Type^



● Houses 55% ● Units 45%

## Ownership^



● Owned Outright 40% ● Mortgaged 41% ● Rented 19%

## Population^

12,308

## Median Asking Rent per week\*

\$750

## Population Growth^

0

## Rental Yield\*

2.59%

## Median Age^













43 years

## Median Household Size^













2.5 people

# Sold Properties~













Discover a snapshot of the most recent results for this suburb, to view the full 12 months of sales history, please go to [jellisicraig.com.au/suburbinsights](https://jellisicraig.com.au/suburbinsights)

Address	Bedrooms	Type	Price	Sold
 1/241 Como Pde.E Parkdale	3	Townhouse	\$1,238,000	31 May 2025
 2 Fourth St Parkdale	3	House	\$1,925,000	31 May 2025
 18a Fifth St Parkdale	3	Townhouse	\$1,452,000	29 May 2025
 1/14-16 Rennison St Parkdale	1	Apartment	\$360,000	27 May 2025
 15/28-30 Olive Gr PARKDALE	2	Townhouse	\$816,000	24 May 2025
 35 Marriott St Parkdale	4	House	\$1,680,000	24 May 2025
 1/10 Warrigal Rd Parkdale	3	Townhouse	\$1,100,000	21 May 2025
 4/1a Spray St Parkdale	1	Apartment	\$360,000	15 May 2025
 3/39 Ivy St Parkdale	2	Unit	\$820,000	12 May 2025
 313 Nepean Hwy Parkdale	5	House	\$1,180,000	10 May 2025
 29 Davey St Parkdale	3	House	\$1,490,000	10 May 2025
 4 Queen St Parkdale	4	House	\$2,400,000	10 May 2025

# Sold Properties~

Address	Bedrooms	Type	Price	Sold
 11/39 Parkers Rd Parkdale	1	Apartment	\$535,000	30 Apr 2025
 1/14-16 Warrigal Rd Parkdale	2	Unit	\$700,000	24 Apr 2025
 3/12 Olive Gr Parkdale	2	Unit	\$722,500	19 Apr 2025
 4/25 White St Parkdale	1	Townhouse	\$585,000	12 Apr 2025
 16 Herbert St Parkdale	2	House	\$2,200,000	12 Apr 2025
 2/159 Beach Rd Parkdale	4	Townhouse	\$2,100,000	12 Apr 2025
 2/100-102 Warrigal Rd Parkdale	3	Townhouse	\$1,032,000	05 Apr 2025
 4 Ivy St Parkdale	3	House	\$1,395,000	05 Apr 2025
 171c Como Pde.E PARKDALE	3	Townhouse	\$1,375,000	05 Apr 2025
 171C Como Pde Parkdale	3	Flat/Unit/Apartment	\$1,375,000	05 Apr 2025
 2/82 Warrigal Rd Parkdale	2	Unit	\$630,000	01 Apr 2025
 2/11 Imes St Parkdale	3	Townhouse	\$926,000	29 Mar 2025

# Sold Properties~

Address	Bedrooms	Type	Price	Sold
 42a Edmond St Parkdale	4	Townhouse	\$1,660,000	29 Mar 2025
 14 Brownfield St Parkdale	4	House	\$1,522,500	29 Mar 2025
 11 Mckay St Parkdale	4	House	\$1,825,000	29 Mar 2025
 8c Eveline Av Parkdale	3	Flat/Unit/Apartment	\$900,000	28 Mar 2025
 4/22 Warrigal Rd PARKDALE	2	Unit	\$650,000	24 Mar 2025
 2/27 Robert St Parkdale	4	Townhouse	\$1,447,500	22 Mar 2025
 2/10 Isabella St Parkdale	4	Townhouse	\$1,714,000	22 Mar 2025
 5/32 Olive Gr Parkdale	2	Apartment	\$508,000	20 Mar 2025
 6/12 Monaco St Parkdale	3	Flat/Unit/Apartment	\$1,050,000	18 Mar 2025
 58 Mcindoe Pde Parkdale	5	House	\$2,400,000	17 Mar 2025
 4/8-10 Eighth St Parkdale	2	Unit	\$810,000	15 Mar 2025
 4/8 Eighth St Parkdale	2	Flat/Unit/Apartment	\$810,000	15 Mar 2025





[jelliscraig.com.au](https://jelliscraig.com.au)

Data is current as of PDF generation date 01/06/2025

\* Updated Quarterly for the past 12 months

^ Updated daily for the past quarter

~ Updated daily: 33 recent results.

This publication contains data, analytics, statistics and other information supplied by PROPERTYDATAONLINE PTY LTD (PropertyData). The data provided in this publication is of a general nature and should not be construed as specific advice or relied upon in lieu of appropriate professional advice.

PropertyData relies upon data supplied by third parties and while the data is checked and reviewed, PropertyData does not warrant the accuracy or completeness of the information to the full extent permitted by the law and excludes all loss or damage howsoever arising (including through negligence) in connection with the data supplied by PropertyData. The State of Victoria owns the copyright in the Property Sales Data and reproduction of that data in any way without the consent of the State of Victoria will constitute a breach of the Copyright Act 1968 (cth). The State of Victoria does not warrant the accuracy or completeness of the Property Sales Data and any person using or relying upon such information does so on the basis that the State of Victoria accepts no responsibility or liability whatsoever for any errors, faults, defects or omissions in the information supplied.