

Suburb Report

Know your neighbourhood.



Property Prices

Median House Price*

Median

\$1.76m

Quarterly Price Change

-0.84% ↓

Median Unit Price*

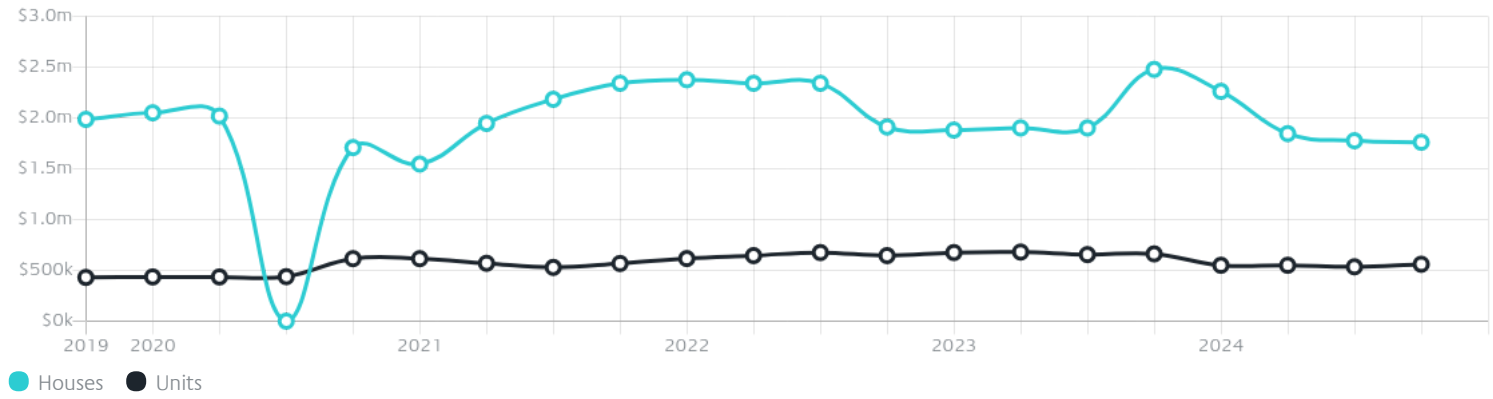
Median

\$560k

Quarterly Price Change


4.67% ↑

Quarterly Price Change*

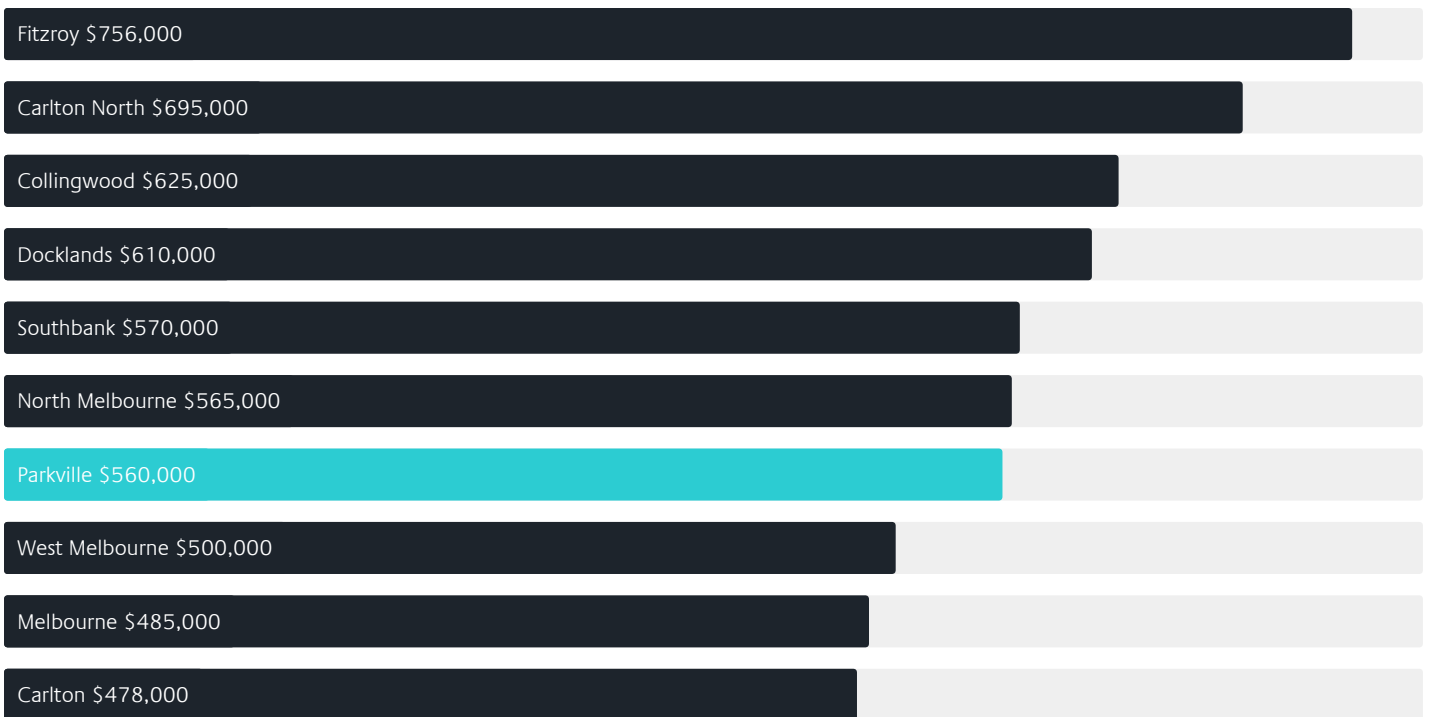


Surrounding Suburbs

Median House Sale Price*



Median Unit Sale Price*



Sales Snapshot

Sale Method^{*}



● Auction 21%
● Private 79%

Auction Clearance Rate^{*}

80%

Median Days on Market[^]

62 days

Average Hold Period^{*}

7.0 years

Insights

Dwelling Type[^]



● Houses 2% ● Units 98%

Ownership[^]



● Owned Outright 21% ● Mortgaged 17% ● Rented 62%

Population[^]

7,074

Median Asking Rent per week^{*}

\$1,100

Population Growth[^]

-4.52%

Rental Yield^{*}

2.2%

Median Age[^]













26 years

Median Household Size[^]













2.1 people

Sold Properties~













Discover a snapshot of the most recent results for this suburb, to view the full 12 months of sales history, please go to jellisraig.com.au/suburbinsights

Address	Bedrooms	Type	Price	Sold
 7/521 Royal Pde Parkville	2	Apartment	\$830,000	29 Mar 2025
 1/88 Cade Way Parkville	1	Apartment	\$315,000	19 Mar 2025
 35/202 The Avenue Parkville	2	Apartment	\$510,000	15 Mar 2025
 1-7 Church St Parkville	4	House	\$970,000	14 Mar 2025
 14 Church St Parkville	3	House	\$980,000	01 Mar 2025
 609/67 Galada Av Parkville	2	Apartment	\$440,000	28 Feb 2025
 14/202 The Avenue Parkville	2	Apartment	\$575,000	20 Feb 2025
 14/228 The Avenue Parkville	2	Apartment	\$735,000	19 Feb 2025
 506/61 Galada Av Parkville	1	Apartment	\$319,000	18 Feb 2025
 11 Parkville Av Parkville	4	House	\$1,550,000	13 Feb 2025
 910/61 Galada Av Parkville	2	Apartment	\$450,000	12 Feb 2025
 409/459 Royal Pde Parkville	3	Apartment	\$1,360,000	10 Feb 2025

Sold Properties~

Address	Bedrooms	Type	Price	Sold
 1205/91 Galada Av Parkville	2	Apartment	\$510,000	04 Feb 2025
 7/196 The Avenue Parkville	2	Flat/Unit/Apartment	\$640,000	03 Feb 2025
 909/61 Galada Av Parkville	2	Apartment	\$560,000	30 Jan 2025
 40 Strickland Rd Parkville	4	House	\$1,820,000	29 Jan 2025
 18/283 Royal Pde Parkville	3	Unit	\$1,025,000	28 Jan 2025
 105/459 Royal Pde Parkville	1	Apartment	\$485,000	22 Jan 2025
 309/67 Galada Av Parkville	1	Apartment	\$310,000	21 Jan 2025
 2/14 Yates La Parkville	3	Townhouse	\$960,000	07 Jan 2025
 1006/61 Galada Av Parkville	1	Apartment	\$326,800	06 Jan 2025
 7/8 St Georges Gr Parkville	2	Apartment	\$780,000	21 Dec 2024
 39/212 The Avenue Parkville	2	Apartment	\$560,000	19 Dec 2024
 109/88 Cade Way Parkville	1	Flat/Unit/Apartment	\$290,000	18 Dec 2024

Sold Properties~

Address	Bedrooms	Type	Price	Sold
 50 Fitzgibbon St Parkville	3	House	\$1,892,000	14 Dec 2024
 20/7 Manningham St Parkville	2	Apartment	\$487,000	13 Dec 2024
 4/11 St Georges Gr Parkville	3	Flat/Unit/Apartment	\$1,450,000	12 Dec 2024
 6/238 The Avenue Parkville	2	Flat/Unit/Apartment	\$700,000	09 Dec 2024
 109/94 Cade Way Parkville	1	Apartment	\$328,000	29 Nov 2024
 27/196 The Avenue Parkville	2	Apartment	\$700,000	28 Nov 2024
 4/10 Lennon St Parkville	2	Flat/Unit/Apartment	\$380,000	27 Nov 2024
 10 Bridleway Wlk Parkville	4	House	\$2,180,000	27 Nov 2024
 507/91 Galada Av Parkville	2	Flat/Unit/Apartment	\$505,000	26 Nov 2024
 12/92 Cade Way Parkville	2	Apartment	\$400,000	25 Nov 2024
 26 Manningham St Parkville	3	House	\$1,820,000	23 Nov 2024
 19/202 The Avenue Parkville	1	Flat/Unit/Apartment	\$430,000	22 Nov 2024



Please contact your local Jellis Craig office

jelliscraig.com.au

Data is current as of PDF generation date 01/04/2025

* Updated Quarterly for the past 12 months

^ Updated daily for the past quarter

~ Updated daily: 33 recent results.

This publication contains data, analytics, statistics and other information supplied by PROPERTYDATAONLINE PTY LTD (PropertyData). The data provided in this publication is of a general nature and should not be construed as specific advice or relied upon in lieu of appropriate professional advice.

PropertyData relies upon data supplied by third parties and while the data is checked and reviewed, PropertyData does not warrant the accuracy or completeness of the information to the full extent permitted by the law and excludes all loss or damage howsoever arising (including through negligence) in connection with the data supplied by PropertyData. The State of Victoria owns the copyright in the Property Sales Data and reproduction of that data in any way without the consent of the State of Victoria will constitute a breach of the Copyright Act 1968 (cth). The State of Victoria does not warrant the accuracy or completeness of the Property Sales Data and any person using or relying upon such information does so on the basis that the State of Victoria accepts no responsibility or liability whatsoever for any errors, faults, defects or omissions in the information supplied.