

Suburb Report

Know your neighbourhood.



Property Prices

Median House Price*

Median

\$1.75m

Quarterly Price Change

-1.69% ↓

Median Unit Price*

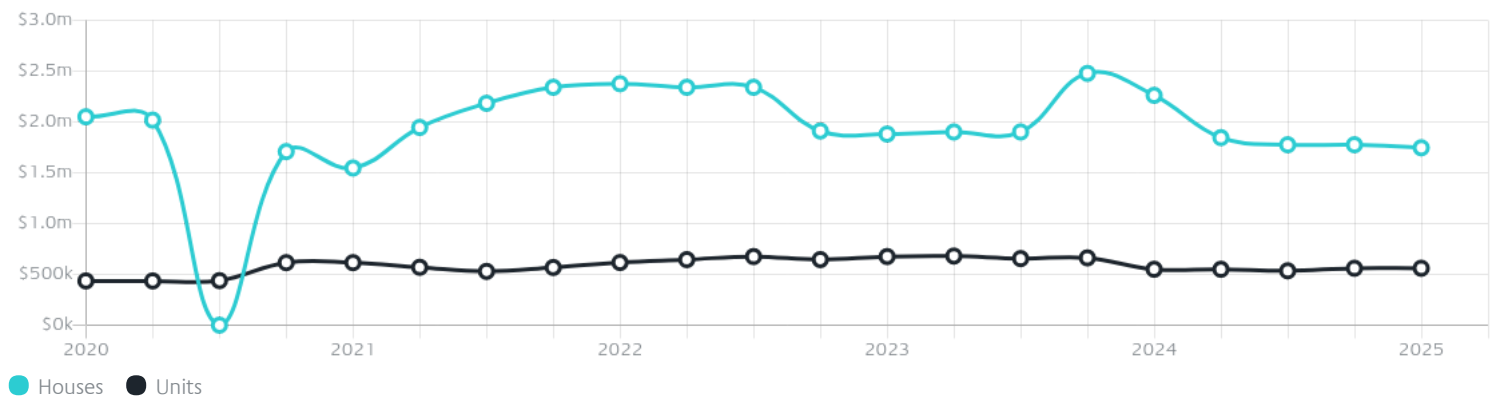
Median

\$560k

Quarterly Price Change

0.00% ↓

Quarterly Price Change*

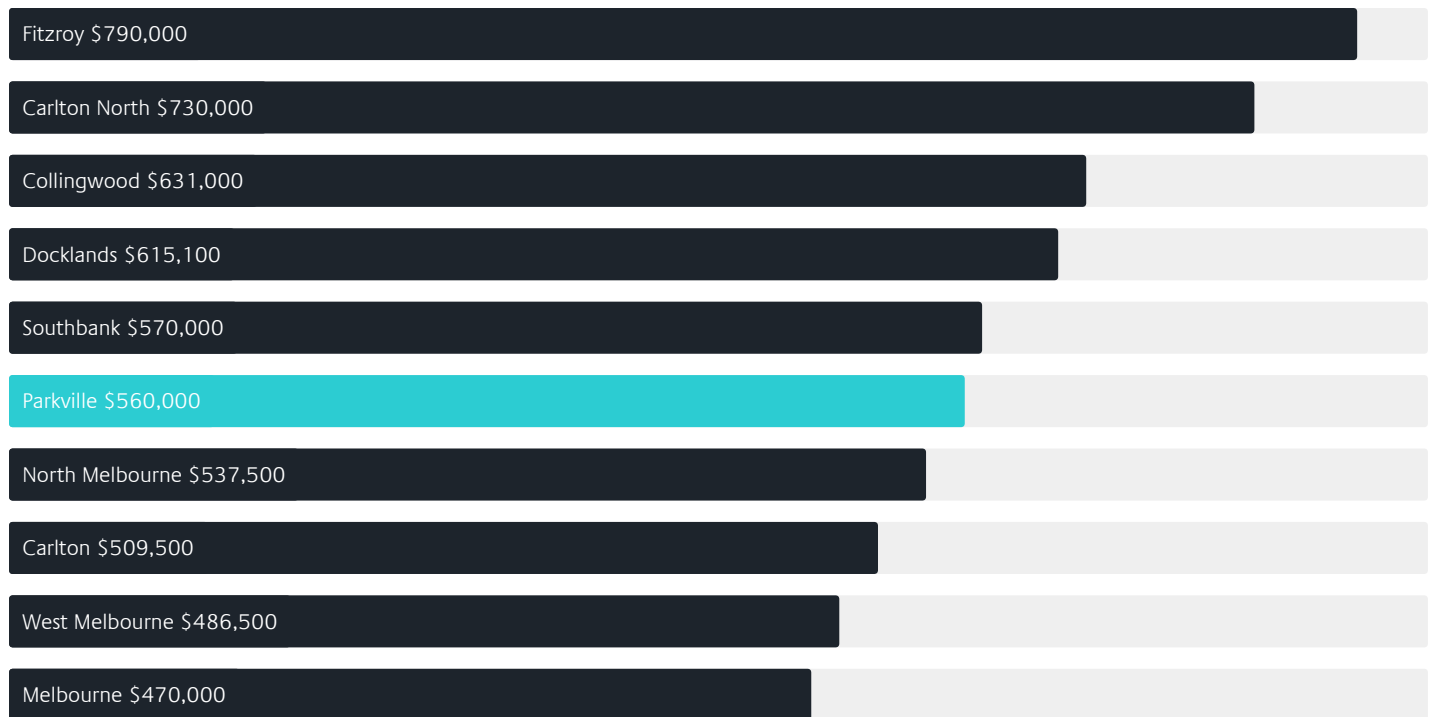


Surrounding Suburbs

Median House Sale Price*



Median Unit Sale Price*



Sales Snapshot

Sale Method*



● Auction 28%
● Private 72%

Auction Clearance Rate*

71.43%

Median Days on Market^

28 days

Average Hold Period*

7.0 years

Insights

Dwelling Type^



● Houses 2% ● Units 98%

Ownership^



● Owned Outright 21% ● Mortgaged 17% ● Rented 62%

Population^

7,074

Median Asking Rent per week*

\$1,050

Population Growth^

-4.52%

Rental Yield*

2.2%

Median Age^













26 years

Median Household Size^













2.1 people

Sold Properties~













Discover a snapshot of the most recent results for this suburb, to view the full 12 months of sales history, please go to jellisraig.com.au/suburbinsights

Address	Bedrooms	Type	Price	Sold
 6/40 Leonard St Parkville	2	Unit	\$730,000	31 May 2025
 206/77 Galada Av Parkville	2	Unit	\$400,000	21 May 2025
 403/459 Royal Pde Parkville	2	Apartment	\$880,000	09 May 2025
 207/445 Royal Pde Parkville	1	Unit	\$412,000	30 Apr 2025
 13/202 The Avenue Parkville	1	Apartment	\$375,000	18 Apr 2025
 808/91 Galada Av Parkville	1	Flat/Unit/Apartment	\$145,000	08 Apr 2025
 103 Parkville Av Parkville	5	House	\$1,628,000	04 Apr 2025
 4P/228 The Avenue Parkville	4	Unit	\$2,900,000	02 Apr 2025
 211/445 Royal Pde PARKVILLE	2	Flat/Unit/Apartment	\$345,000	31 Mar 2025
 31 Morrah St Parkville	2	House	\$1,640,000	29 Mar 2025
 7/521 Royal Pde Parkville	2	Apartment	\$830,000	29 Mar 2025
 315/445 Royal Pde Parkville	1	Flat/Unit/Apartment	\$390,000	25 Mar 2025

Sold Properties~

Address	Bedrooms	Type	Price	Sold
 1/88 Cade Way Parkville	1	Apartment	\$315,000	19 Mar 2025
 8/78 The Avenue Parkville	1	Townhouse (Conjoined)	\$890,000	18 Mar 2025
 35/202 The Avenue Parkville	2	Apartment	\$510,000	15 Mar 2025
 314/61 Galada Av Parkville	2	Flat/Unit/Apartment	\$470,000	14 Mar 2025
 1-7 Church St Parkville	4	House	\$970,000	14 Mar 2025
 23/248 The Avenue Parkville	2	Flat/Unit/Apartment	\$750,000	05 Mar 2025
 32/248 The Avenue Parkville	2	Unit	\$840,000	03 Mar 2025
 14 Church St Parkville	3	House	\$980,000	01 Mar 2025
 609/67 Galada Av Parkville	2	Apartment	\$440,000	28 Feb 2025
 14/202 The Avenue Parkville	2	Apartment	\$575,000	20 Feb 2025
 14/228 The Avenue Parkville	2	Apartment	\$735,000	19 Feb 2025
 49 Strickland Rd Parkville	4	House	\$1,635,000	19 Feb 2025

Sold Properties~

Address	Bedrooms	Type	Price	Sold
 506/61 Galada Av Parkville	1	Apartment	\$319,000	18 Feb 2025
 11 Parkville Av Parkville	4	House	\$1,550,000	13 Feb 2025
 910/61 Galada Av Parkville	2	Apartment	\$450,000	12 Feb 2025
 409/459 Royal Pde Parkville	3	Apartment	\$1,360,000	10 Feb 2025
 1205/91 Galada Av Parkville	2	Apartment	\$510,000	04 Feb 2025
 7/196 The Avenue Parkville	2	Flat/Unit/Apartment	\$640,000	03 Feb 2025
 909/61 Galada Av Parkville	2	Apartment	\$560,000	30 Jan 2025
 40 Strickland Rd Parkville	4	House	\$1,820,000	29 Jan 2025
 18/283 Royal Pde Parkville	3	Unit	\$1,025,000	28 Jan 2025
 105/459 Royal Pde Parkville	1	Apartment	\$485,000	22 Jan 2025
 309/67 Galada Av Parkville	1	Apartment	\$310,000	21 Jan 2025
 2/14 Yates La Parkville	3	Townhouse	\$960,000	07 Jan 2025



Please contact your local Jellis Craig office

jelliscraig.com.au

Data is current as of PDF generation date 01/06/2025

* Updated Quarterly for the past 12 months

^ Updated daily for the past quarter

~ Updated daily: 33 recent results.

This publication contains data, analytics, statistics and other information supplied by PROPERTYDATAONLINE PTY LTD (PropertyData). The data provided in this publication is of a general nature and should not be construed as specific advice or relied upon in lieu of appropriate professional advice.

PropertyData relies upon data supplied by third parties and while the data is checked and reviewed, PropertyData does not warrant the accuracy or completeness of the information to the full extent permitted by the law and excludes all loss or damage howsoever arising (including through negligence) in connection with the data supplied by PropertyData. The State of Victoria owns the copyright in the Property Sales Data and reproduction of that data in any way without the consent of the State of Victoria will constitute a breach of the Copyright Act 1968 (cth). The State of Victoria does not warrant the accuracy or completeness of the Property Sales Data and any person using or relying upon such information does so on the basis that the State of Victoria accepts no responsibility or liability whatsoever for any errors, faults, defects or omissions in the information supplied.