

Suburb Report

Know your neighbourhood.



Property Prices

Median House Price*

Median

\$1.05m

Quarterly Price Change

0.00% ↓

Median Unit Price*

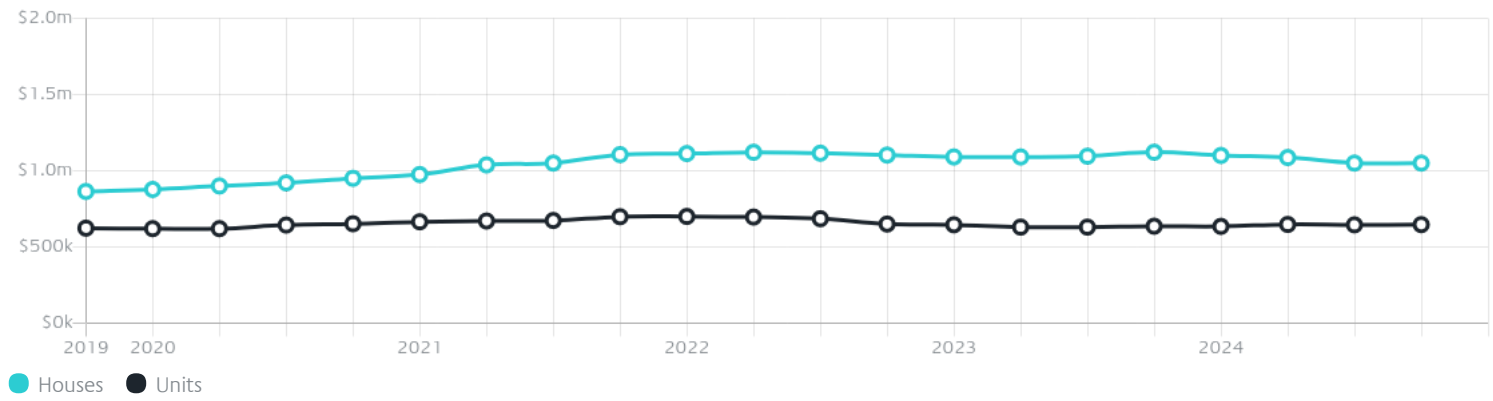
Median

\$646k

Quarterly Price Change

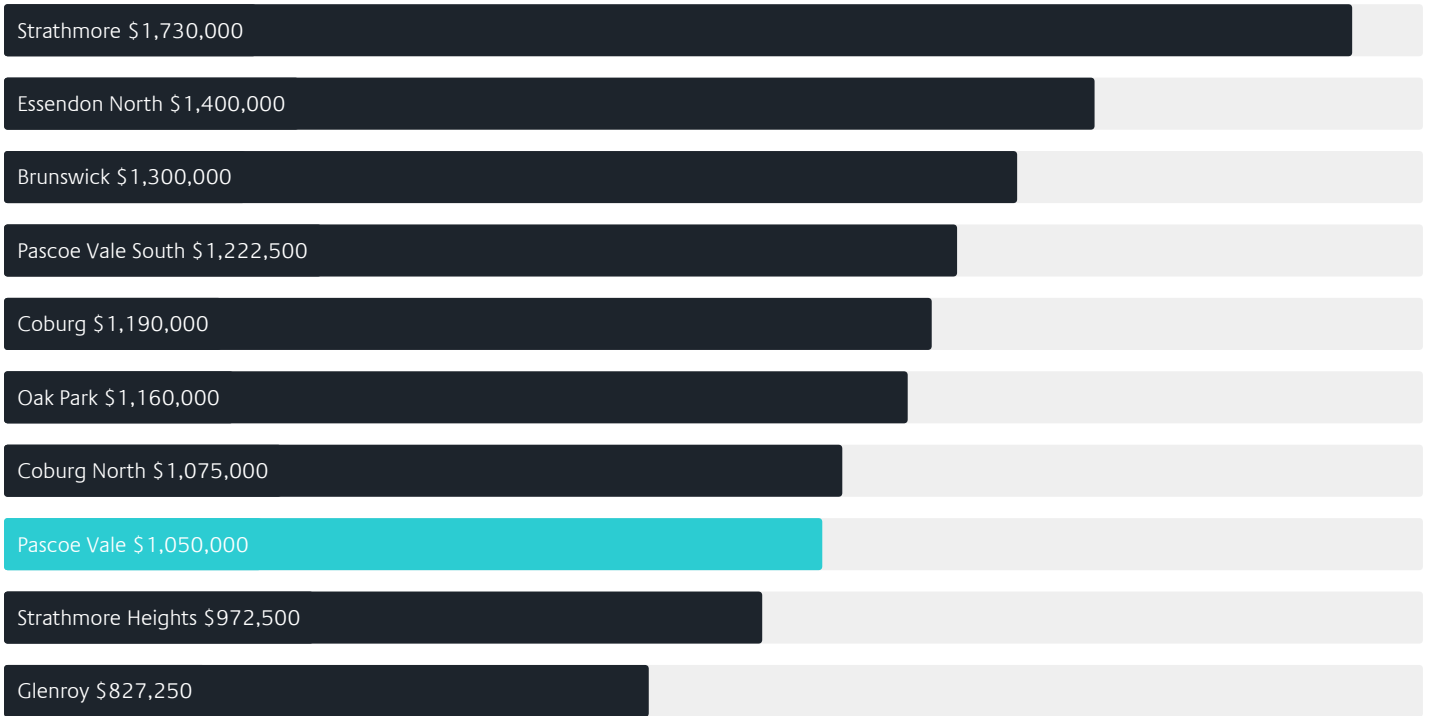
0.19% ↑

Quarterly Price Change*



Surrounding Suburbs

Median House Sale Price*



Median Unit Sale Price*



Sales Snapshot

Sale Method^{*}



● Auction 43%
● Private 57%

Auction Clearance Rate^{*}

94%

Median Days on Market[^]

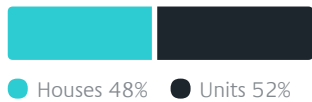
33 days

Average Hold Period^{*}

6.4 years

Insights

Dwelling Type[^]



● Houses 48% ● Units 52%

Ownership[^]



● Owned Outright 31% ● Mortgaged 37% ● Rented 32%

Population[^]

18,171

Median Asking Rent per week^{*}

\$600

Population Growth[^]

6.57%

Rental Yield^{*}

2.98%

Median Age[^]













36 years

Median Household Size[^]













2.4 people

Sold Properties~













Discover a snapshot of the most recent results for this suburb, to view the full 12 months of sales history, please go to jellisraig.com.au/suburbinsights

Address	Bedrooms	Type	Price	Sold
 3/3 Bristol Rd Pascoe Vale	3	Townhouse	\$750,000	31 Mar 2025
 2/8 Lake Av Pascoe Vale	2	Unit	\$565,000	29 Mar 2025
 31 Snell Gr Pascoe Vale	5	House	\$1,350,000	29 Mar 2025
 20 Caringa St Pascoe Vale	3	House	\$860,000	29 Mar 2025
 1a South St PASCOE VALE	2	Townhouse	\$575,000	29 Mar 2025
 6/52 Kent Rd Pascoe Vale	2	Townhouse	\$725,000	27 Mar 2025
 4/58 View St Pascoe Vale	2	Townhouse	\$565,000	27 Mar 2025
 2/2 Essex St Pascoe Vale	3	Townhouse	\$830,000	26 Mar 2025
 2/4 Kitchener Rd Pascoe Vale	3	Townhouse	\$990,000	25 Mar 2025
 34 Kent Rd Pascoe Vale	3	House	\$1,169,000	24 Mar 2025
 3/321 Gaffney St PASCOE VALE	2	Townhouse	\$595,000	21 Mar 2025
 2/8a Danin St Pascoe Vale	2	Unit	\$600,000	20 Mar 2025

Sold Properties~

Address	Bedrooms	Type	Price	Sold
 3/8a Danin St Pascoe Vale	2	Unit	\$605,000	19 Mar 2025
 1/9-11 Kinross St Pascoe Vale	2	Unit	\$630,000	17 Mar 2025
 2 Dale Av Pascoe Vale	3	House	\$1,270,000	15 Mar 2025
 1/13 Callander Rd Pascoe Vale	3	Unit	\$698,000	15 Mar 2025
 2/8-12 Bawden Ct Pascoe Vale	3	Townhouse	\$700,000	15 Mar 2025
 4 Dale Av PASCOE VALE	4	House	\$1,320,000	15 Mar 2025
 4/2 Essex St Pascoe Vale	3	Townhouse	\$850,000	14 Mar 2025
 1/54 Cornwall Rd Pascoe Vale	3	Townhouse	\$800,000	14 Mar 2025
 82 Pardy St Pascoe Vale	4	House	\$970,000	13 Mar 2025
 3/3 Plymouth Av Pascoe Vale	2	Unit	\$701,000	13 Mar 2025
 11/3 Pascoe St Pascoe Vale	2	Apartment	\$406,500	12 Mar 2025
 2/27 Surrey St Pascoe Vale	2	Townhouse	\$615,000	12 Mar 2025

Sold Properties~

Address	Bedrooms	Type	Price	Sold
 4 Sylvan Gr PASCOE VALE	3	House	\$1,460,000	11 Mar 2025
 2/18 Merbein St Pascoe Vale	3	Villa	\$847,000	11 Mar 2025
 2/61 Northumberland Rd Pascoe Vale	3	Townhouse	\$685,000	07 Mar 2025
 7/348 Gaffney St Pascoe Vale	2	Townhouse	\$570,000	06 Mar 2025
 4/20 Avoca Cr Pascoe Vale	2	Townhouse	\$725,000	05 Mar 2025
 10/14-16 Parker St PASCOE VALE	2	Unit	\$650,000	04 Mar 2025
 1/1 Danin St Pascoe Vale	3	Townhouse	\$825,000	03 Mar 2025
 3/12 Bristol Rd Pascoe Vale	2	Townhouse	\$619,000	03 Mar 2025
 1/13 Rhodes Pde Pascoe Vale	2	Townhouse	\$541,000	27 Feb 2025
 14/88 Landells Rd Pascoe Vale	1	Unit	\$361,500	26 Feb 2025
 68 Sussex St Pascoe Vale	4	House	\$960,000	26 Feb 2025
 3/121-125 Northumberland Rd Pascoe Vale	3	Townhouse	\$652,500	25 Feb 2025



Pascoe Vale Office
84 Cumberland Road, Pascoe Vale
03 9989 9575

jelliscraig.com.au

Data is current as of PDF generation date 01/04/2025

* Updated Quarterly for the past 12 months

^ Updated daily for the past quarter

~ Updated daily: 33 recent results.

This publication contains data, analytics, statistics and other information supplied by PROPERTYDATAONLINE PTY LTD (PropertyData). The data provided in this publication is of a general nature and should not be construed as specific advice or relied upon in lieu of appropriate professional advice.

PropertyData relies upon data supplied by third parties and while the data is checked and reviewed, PropertyData does not warrant the accuracy or completeness of the information to the full extent permitted by the law and excludes all loss or damage howsoever arising (including through negligence) in connection with the data supplied by PropertyData. The State of Victoria owns the copyright in the Property Sales Data and reproduction of that data in any way without the consent of the State of Victoria will constitute a breach of the Copyright Act 1968 (cth). The State of Victoria does not warrant the accuracy or completeness of the Property Sales Data and any person using or relying upon such information does so on the basis that the State of Victoria accepts no responsibility or liability whatsoever for any errors, faults, defects or omissions in the information supplied.